

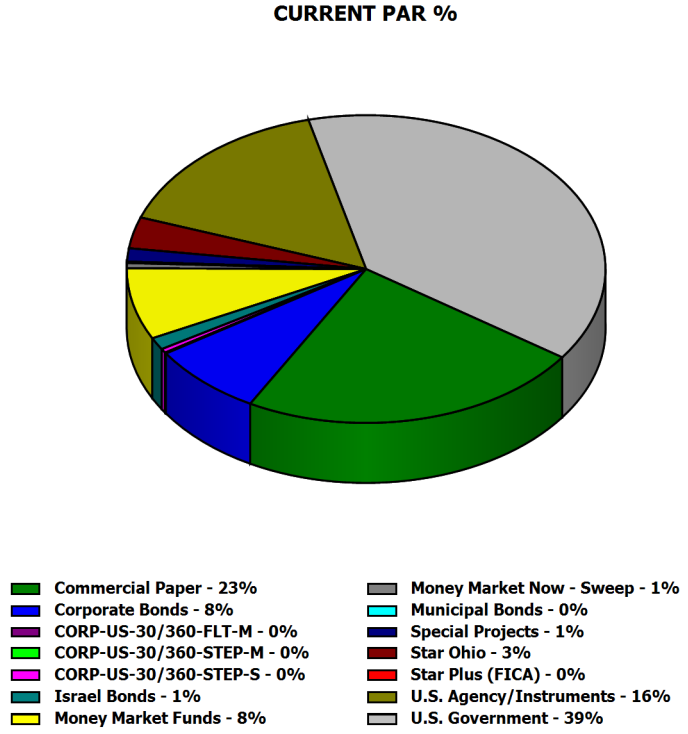
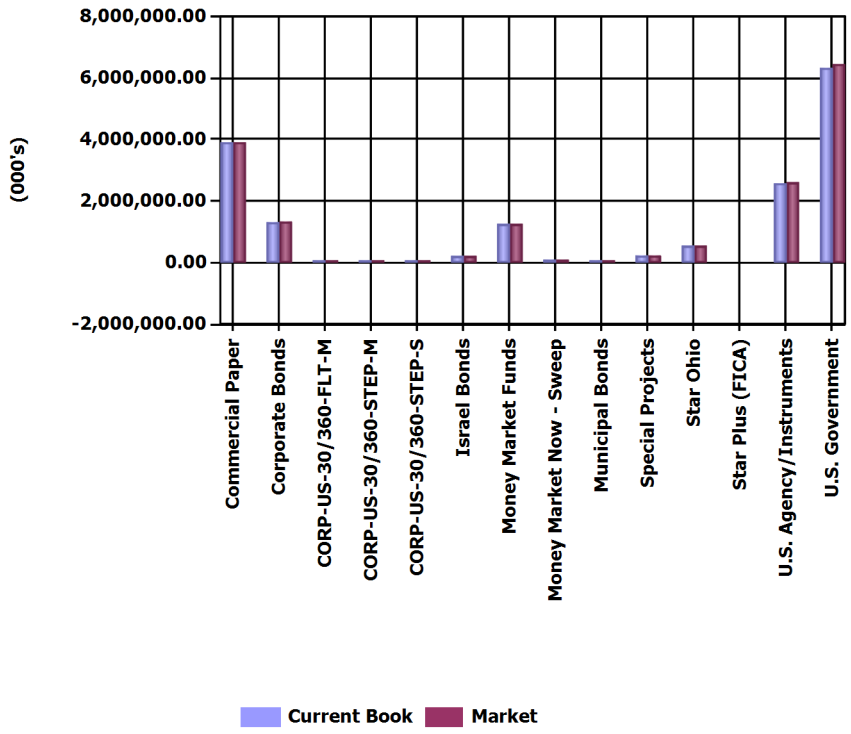


Run Date: 4/5/2021 4:53:48 AM

Investments Outstanding As Of Date: 3/31/2021

Assets (000's)	Current Par	Current Book	Current Market	Mkt/ Cur Book	Yield	WAL (Yr)	Mat (Yr)
Commercial Paper	3,911,338,721.22	3,908,049,601.95	3,910,175,262.88	100.05 %	0.16 %	.275	.275
Corporate Bonds	1,294,724,000.00	1,320,161,934.54	1,340,450,506.03	101.54 %	1.86 %	2.083	2.247
CORP-US-30/360-FLT-M	10,000,000.00	10,000,000.00	10,303,600.00	103.04 %	2.01 %	.477	.477
CORP-US-30/360-STEP-M	8,000,000.00	8,000,000.00	7,899,360.00	98.74 %	1.00 %	.296	3.299
CORP-US-30/360-STEP-S	71,431,000.00	71,513,211.39	71,325,435.95	99.74 %	1.80 %	1.307	3.760
Israel Bonds	215,000,000.00	215,000,000.00	215,075,367.50	100.04 %	2.26 %	2.541	2.541
Money Market Funds	1,258,388,793.16	1,258,388,793.16	1,258,388,793.16	100.00 %	0.13 %	.003	.003
Money Market Now - Sweep	92,591,951.82	92,591,951.82	92,591,951.82	100.00 %	0.01 %	.003	.003
Municipal Bonds	24,690,000.00	24,690,000.00	24,960,863.55	101.10 %	1.78 %	2.134	2.134
Special Projects	233,646,329.16	233,646,329.16	233,646,329.16	100.00 %	0.18 %	.285	.285
Star Ohio	550,501,964.14	550,501,964.14	550,501,964.14	100.00 %	0.07 %	.003	.003
Star Plus (FICA)	0.00	0.00	0.00	0.00 %	0.00 %	.000	.000
U.S. Agency/Instruments	2,629,023,000.00	2,573,708,461.22	2,616,014,501.10	101.64 %	0.81 %	.986	3.597
U.S. Government	6,475,212,500.00	6,334,890,631.16	6,459,259,167.48	101.96 %	0.59 %	1.488	1.488
<b>Totals (000's):</b>	<b>16,774,548,259.50</b>	<b>16,601,142,878.54</b>	<b>16,790,593,102.77</b>	<b>101.14 %</b>	<b>0.60 %</b>	<b>1.000</b>	<b>1.433</b>

PORTFOLIO ALLOCATION



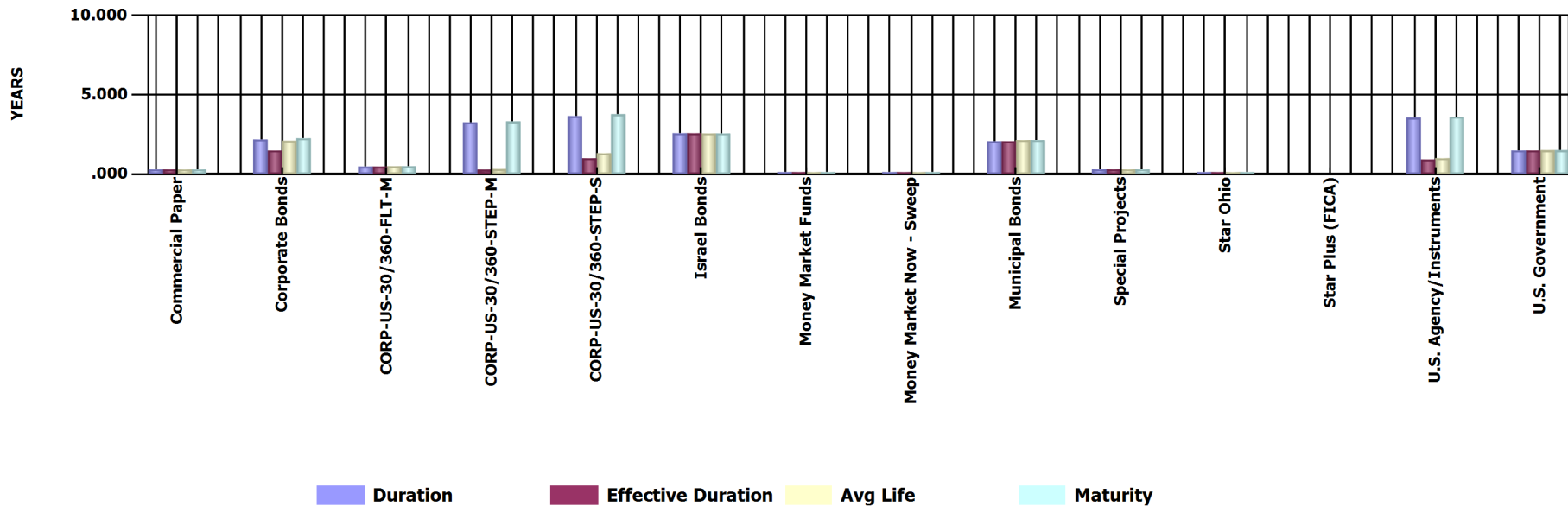


Run Date: 4/5/2021 4:53:48 AM

Investments Outstanding As Of Date: 3/31/2021

Assets (000's)	Current Par	Duration (Yr)	Effective Duration (Yr)	WAL (Yr)	Mat (Yr)
Commercial Paper	3,911,338.72	.274	.274	.275	.275
Corporate Bonds	1,294,724.00	2.168	1.458	2.083	2.247
CORP-US-30/360-FLT-M	10,000.00	.469	.469	.477	.477
CORP-US-30/360-STEP-M	8,000.00	3.241	.263	.296	3.299
CORP-US-30/360-STEP-S	71,431.00	3.639	.978	1.307	3.760
Israel Bonds	215,000.00	2.564	2.564	2.541	2.541
Money Market Funds	1,258,388.79	.003	.003	.003	.003
Money Market Now - Sweep	92,591.95	.003	.003	.003	.003
Municipal Bonds	24,690.00	2.061	2.061	2.134	2.134
Special Projects	233,646.33	.284	.284	.285	.285
Star Ohio	550,501.96	.003	.003	.003	.003
Star Plus (FICA)	0.00	.000	.000	.000	.000
U.S. Agency/Instruments	2,629,023.00	3.546	.901	.986	3.597
U.S. Government	6,475,212.50	1.473	1.473	1.488	1.488
<b>Totals (000's):</b>	<b>16,774,548.26</b>	<b>1.413</b>	<b>.931</b>	<b>1.000</b>	<b>1.433</b>

MATURITY ANALYSIS



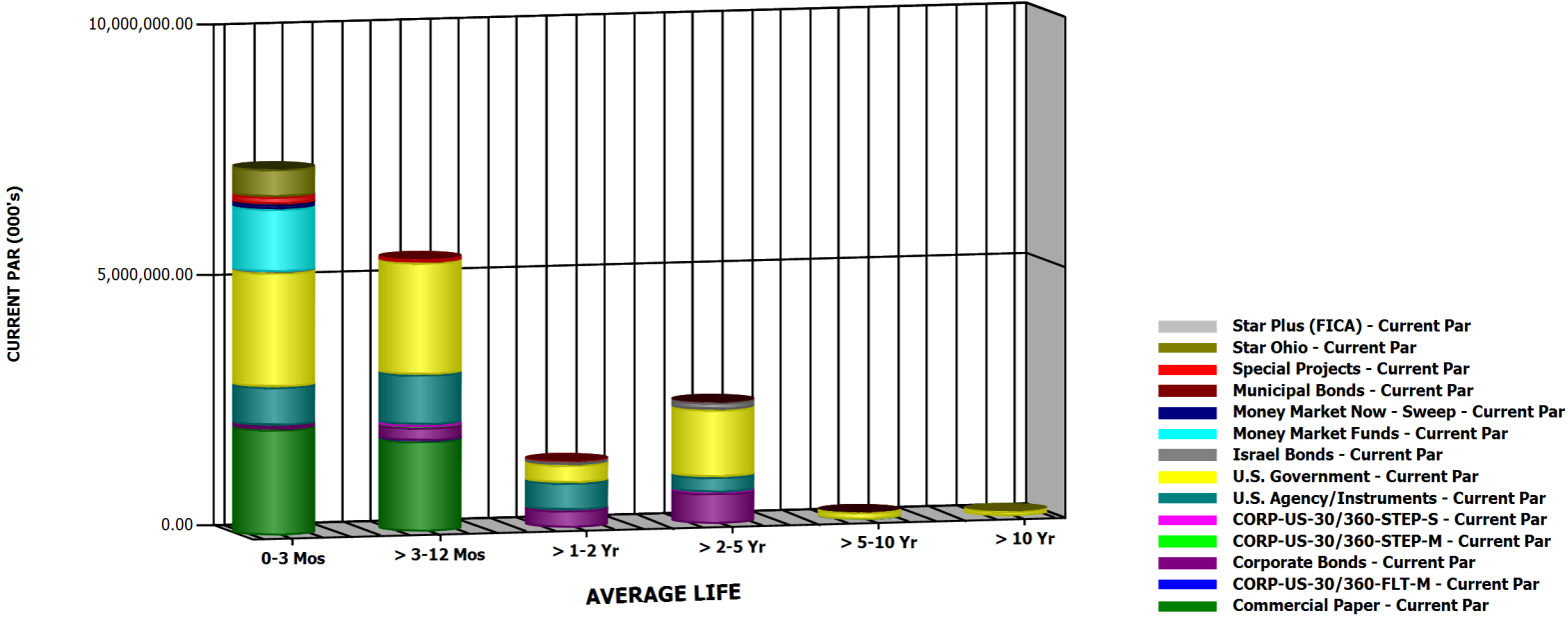


Run Date: 4/5/2021 4:53:48 AM

Investments Outstanding As Of Date: 3/31/2021

Current Par (000's)	0-3 Mos	> 3-12 Mos	> 1-2 Yr	> 2-5 Yr	> 5-10 Yr	> 10 Yr	Totals (000's)
Commercial Paper	2,111,338.72	1,800,000.00	0.00	0.00	0.00	0.00	3,911,338.72
Corporate Bonds	80,697.00	265,590.00	341,627.00	606,810.00	0.00	0.00	1,294,724.00
CORP-US-30/360-FLT-M	0.00	10,000.00	0.00	0.00	0.00	0.00	10,000.00
CORP-US-30/360-STEP-M	0.00	8,000.00	0.00	0.00	0.00	0.00	8,000.00
CORP-US-30/360-STEP-S	0.00	45,000.00	6,431.00	20,000.00	0.00	0.00	71,431.00
Israel Bonds	15,000.00	0.00	60,000.00	140,000.00	0.00	0.00	215,000.00
Money Market Funds	1,258,388.79	0.00	0.00	0.00	0.00	0.00	1,258,388.79
Money Market Now - Sweep	92,591.95	0.00	0.00	0.00	0.00	0.00	92,591.95
Municipal Bonds	4,520.00	0.00	4,985.00	14,240.00	945.00	0.00	24,690.00
Special Projects	144,762.98	74,883.93	13,999.42	0.00	0.00	0.00	233,646.33
Star Ohio	550,501.96	0.00	0.00	0.00	0.00	0.00	550,501.96
Star Plus (FICA)	0.00	0.00	0.00	0.00	0.00	0.00	0.00
U.S. Agency/Instruments	767,722.00	1,001,746.00	545,776.00	306,411.00	7,368.00	0.00	2,629,023.00
U.S. Government	2,285,714.00	2,238,122.25	358,687.25	1,346,358.75	146,933.25	99,397.00	6,475,212.50
Totals (000's):	7,311,237.41	5,443,342.18	1,331,505.67	2,433,819.75	155,246.25	99,397.00	16,774,548.26

AVERAGE LIFE DISTRIBUTION



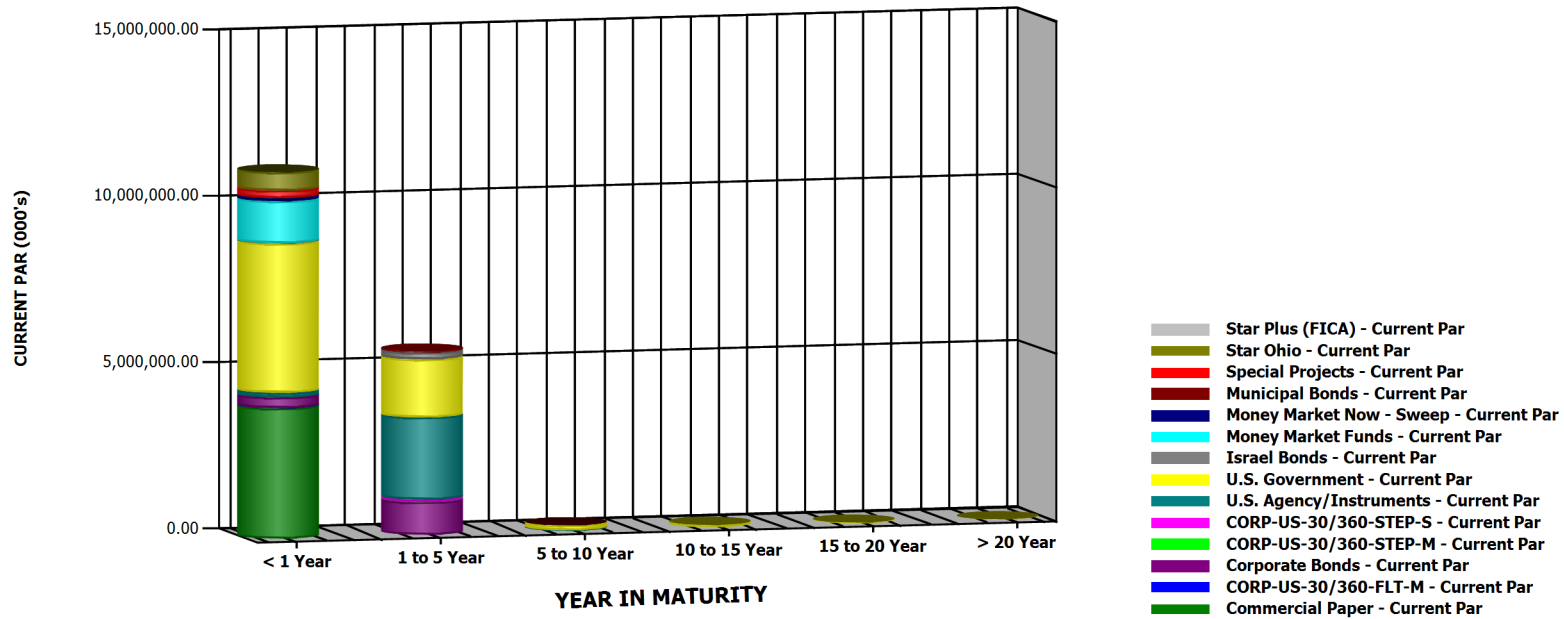


Run Date: 4/5/2021 4:53:48 AM

Investments Outstanding As Of Date: 3/31/2021

Current Par (000's)	< 1 Year	1 to 5 Year	5 to 10 Year	10 to 15 Year	15 to 20 Year	> 20 Year	Totals (000's)
Commercial Paper	3,911,338.72	0.00	0.00	0.00	0.00	0.00	3,911,338.72
Corporate Bonds	317,676.00	977,048.00	0.00	0.00	0.00	0.00	1,294,724.00
CORP-US-30/360-FLT-M	10,000.00	0.00	0.00	0.00	0.00	0.00	10,000.00
CORP-US-30/360-STEP-M	0.00	8,000.00	0.00	0.00	0.00	0.00	8,000.00
CORP-US-30/360-STEP-S	0.00	71,431.00	0.00	0.00	0.00	0.00	71,431.00
Israel Bonds	15,000.00	200,000.00	0.00	0.00	0.00	0.00	215,000.00
Money Market Funds	1,258,388.79	0.00	0.00	0.00	0.00	0.00	1,258,388.79
Money Market Now - Sweep	92,591.95	0.00	0.00	0.00	0.00	0.00	92,591.95
Municipal Bonds	4,520.00	19,225.00	945.00	0.00	0.00	0.00	24,690.00
Special Projects	217,703.69	15,942.64	0.00	0.00	0.00	0.00	233,646.33
Star Ohio	550,501.96	0.00	0.00	0.00	0.00	0.00	550,501.96
Star Plus (FICA)	0.00	0.00	0.00	0.00	0.00	0.00	0.00
U.S. Agency/Instruments	138,982.00	2,467,673.00	22,368.00	0.00	0.00	0.00	2,629,023.00
U.S. Government	4,483,836.25	1,745,046.00	146,933.25	69,444.00	22,708.00	7,245.00	6,475,212.50
Totals (000's):	11,000,539.37	5,504,365.64	170,246.25	69,444.00	22,708.00	7,245.00	16,774,548.26

MATURITY  
DISTRIBUTION



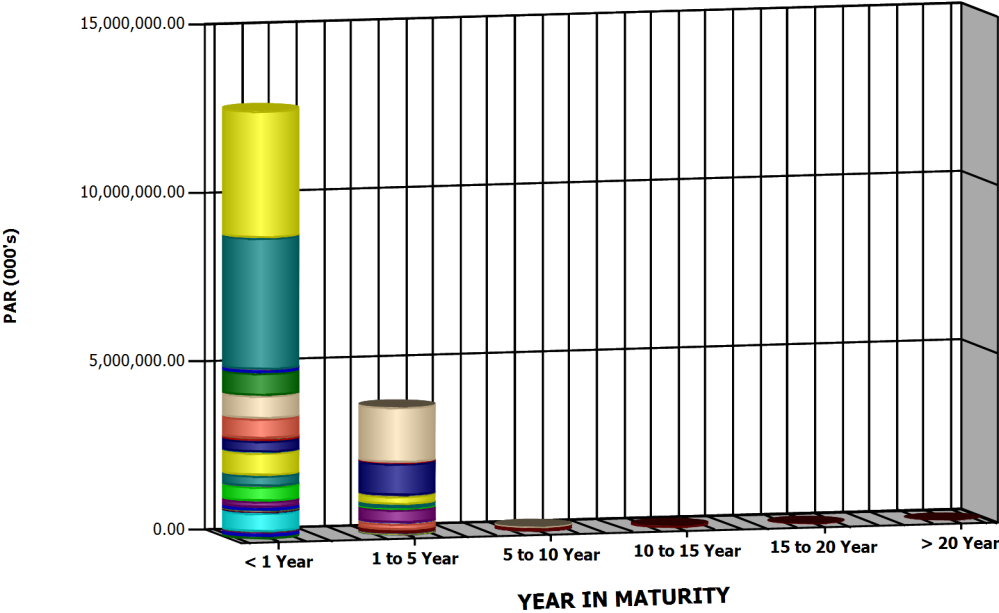


Run Date: 4/5/2021 4:53:48 AM

Investments Outstanding As Of Date: 3/31/2021

Par (000's)	< 1 Year	1 to 5 Year	5 to 10 Year	10 to 15 Year	15 to 20 Year	> 20 Year	Totals (000's)
Commercial Paper	3,911,338.72	0.00	0.00	0.00	0.00	0.00	3,911,338.72
Corporate Bonds	346,287.00	948,437.00	0.00	0.00	0.00	0.00	1,294,724.00
CORP-US-30/360-FLT-M	10,000.00	0.00	0.00	0.00	0.00	0.00	10,000.00
CORP-US-30/360-STEP-M	8,000.00	0.00	0.00	0.00	0.00	0.00	8,000.00
CORP-US-30/360-STEP-S	45,000.00	26,431.00	0.00	0.00	0.00	0.00	71,431.00
Israel Bonds	15,000.00	200,000.00	0.00	0.00	0.00	0.00	215,000.00
Money Market Funds	1,258,388.79	0.00	0.00	0.00	0.00	0.00	1,258,388.79
Money Market Now - Sweep	92,591.95	0.00	0.00	0.00	0.00	0.00	92,591.95
Municipal Bonds	4,520.00	19,225.00	945.00	0.00	0.00	0.00	24,690.00
Special Projects	217,703.69	15,942.64	0.00	0.00	0.00	0.00	233,646.33
Star Ohio	550,501.96	0.00	0.00	0.00	0.00	0.00	550,501.96
Star Plus (FICA)	0.00	0.00	0.00	0.00	0.00	0.00	0.00
U.S. Agency/Instruments	1,769,468.00	852,187.00	7,368.00	0.00	0.00	0.00	2,629,023.00
U.S. Government	4,483,836.25	1,745,046.00	146,933.25	69,444.00	22,708.00	7,245.00	6,475,212.50
Totals (000's):	12,712,636.37	3,807,268.64	155,246.25	69,444.00	22,708.00	7,245.00	16,774,548.26

CALL/MATURITY  
DISTRIBUTION



- GOVT-US-ACT/360-ZERO-Z - Par
- CP-DISC-US-ACT/360-ZERO-Z - Par
- FFCB-GOVT-US-30/360-AT-MAT - Par
- COMMERCIAL PAPER - OPEN TERM - Par
- STAR OHIO-STAR PLUS(REINV DVD) - Par
- MONEY MARKET NOW - SWEEP ACCT - Par
- MONEY MARKET FUND - CASH ACCT - Par
- GOVT-US-ACT/ACT-FXD-S - Par
- MONEY MARKET NOW ACCT - Par
- CORP-US-30/360-STEP-M - Par
- CORP-US-ACT/360-FLT-Q - Par
- CORP-US-30/360-STEP-S - Par
- CORP-US-30/360-FLT-M - Par
- CORP-US-30/360-FXD-S - Par
- FFCB-GOVT-US-ACT/360-FLT-M - Par
- MUNI-US-30/360-FXD-S - Par
- FHLMC-GOVT-US-30/360-FXD-S - Par
- FFCB-GOVT-US-30/360-FXD-S - Par
- FHLMC-GOVT-US-30/360-STEP-S - Par
- FHLB-GOVT-US-30/360-FXD-S - Par
- FNMA-GOVT-US-30/360-FXD-S - Par
- FHLB-GOVT-US-30/360-STEP-S - Par
- FNMA-GOVT-US-30/360-STEP-S - Par
- ISRAEL-ACT/365-FLT-S - Par
- ISRAEL-ACT/365-FXD-S - Par
- SPRJ-RE-ENERGIZE INT @ 6 MONTH - Par
- SPRJ-RE-ENERGIZE INT @ MATURIT - Par
- RFCS-GOVT-US-ACT/ACT-ZERO-Z - Par
- GOVT-US-ACT/ACT-ZERO-Z - Par
- FHLMC-GOVT-ACT/360-ZERO-Z - Par
- STAR OHIO - CASH ACCT - Par
- FNMA-GOVT-US-30/360-ZERO-Z - Par
- TVA-US-ACT/360-ZERO-Z - Par
- FED-GOVT-US-30/360-FXD-S - Par
- SPRJ-LINKED DEPOSIT-SM BUS - Par
- SPRJ-GROWNOW INT @ MATURITY - Par
- SPRJ-ECO-LINK - Par
- SPRJ-BIDOHIO - Par
- SPRJ-AGLINK FIXED LINE OF CRED - Par





Run Date: 4/5/2021 4:53:48 AM

Investments Outstanding As Of Date: 3/31/2021

INVENTORY BY MATURITY REPORT

CUSIP	Investment #	Fund	Issuer	Purchase Date	Current Book	Current Rate	Maturity Date	Current Par	YTM	Days to Maturity
27044	146173	2000	STAR OHIO 27044	05/31/2015	9,318,816.28	.074	04/01/2021	9,318,816.28	.074	1
10010	154433	1000	STAR OHIO 10010	05/31/2015	502,812,559.29	.074	04/01/2021	502,812,559.29	.074	1
63942	174457	1020	STAR OHIO 63942	05/31/2015	38,370,588.57	.074	04/01/2021	38,370,588.57	.074	1
70933	182202	1010	STAR OHIO 70933	05/31/2015	0.00	.074	04/01/2021	0.00	.074	1
38141W273	184539	1000	GOLDMAN SACHS FIN SQ GOV	05/31/2015	29,564,198.53	.010	04/01/2021	29,564,198.53	.010	1
NOWSW3006	193190	1000	NOW ACCT-SWEEP ACCT-300	05/31/2015	92,591,951.82	.010	04/01/2021	92,591,951.82	.010	1
MMNOW0170	207633	1020	KEYBANK - INVESTMENT MAT	05/31/2015	59,223,101.91	.000	04/01/2021	59,223,101.91	1.450	1
825252885	213723	1000	INVESCO GOVT & AGENCY PO	05/31/2015	636,748,049.27	.030	04/01/2021	636,748,049.27	.030	1
52470G791	216151	1000	WESTERN ASSET INST GOVT	05/31/2015	2,746,225.52	.010	04/01/2021	2,746,225.52	.010	1
PLUS30026	216345	1000	STAR OHIO - 10010	05/31/2015	0.00	.240	04/01/2021	0.00	.240	1
46513CSU1	225998	1010	ISRAEL BOND	04/15/2016	7,500,000.00	2.690	04/01/2021	7,500,000.00	2.690	1
46513CTU0	225999	1010	ISRAEL FLOATER	04/15/2016	7,500,000.00	1.413	04/01/2021	7,500,000.00	1.413	1
CITZMMKT3	229092	1000	CITIZENS INTEREST BEARING	01/09/2017	157,580,682.43	.120	04/01/2021	157,580,682.43	.120	1
OPNCP8020	236848	1000	US BANK - OPEN CP	05/21/2018	1,338,721.22	.005	04/01/2021	1,338,721.22	.005	1
KEYBMMKT0	238506	1000	KEYBANK STRATEGIC DEPOSI	10/05/2018	200,683,216.99	.150	04/01/2021	200,683,216.99	.150	1
LD1900553	240203	3050	NATIONAL GRANITE LUXURIE	04/01/2019	300,800.04	2.250	04/01/2021	300,800.04	2.250	1
677522U36	244118	1010	OPFC Veterans Compensation	02/05/2020	4,520,000.00	1.644	04/01/2021	4,520,000.00	1.644	1
WTFBMMKT5	245817	1000	Waterford Negotiated Deposit	05/08/2020	21,740,568.06	.050	04/01/2021	21,740,568.06	.050	1
HUNTMMKT1	245818	1000	HUNTINGTON NEGOTIATED D	05/08/2020	25,009,439.84	.100	04/01/2021	25,009,439.84	.100	1
HUNTMMKT1	246013	1000	HUNTINGTON DEPOSIT	06/05/2020	100,091,160.03	.100	04/01/2021	100,091,160.03	.100	1
CORTMMKT6	246407	1000	CORTLAND NEGOTIATED DEP	07/24/2020	0.00	.020	04/01/2021	0.00	.020	1
PNCBMMKT9	246515	1000	PNC BANK NEGOTIATED DEPO	08/07/2020	0.00	.020	04/01/2021	0.00	.020	1
PREBMMKT8	246886	1000	PREMIER BANK	09/25/2020	25,002,150.58	.020	04/01/2021	25,002,150.58	.020	1
AXOSMMKT3	248038	1000	AXOS NEGOTIATED DEPOSIT	12/30/2020	0.00	.150	04/01/2021	0.00	.150	1
9127964P1	248040	1000	B 04-01-21	12/31/2020	49,989,636.11	.000	04/01/2021	50,000,000.00	.082	1
9127964P1	248414	1000	B 0 04-01-21	01/27/2021	49,994,666.67	.000	04/01/2021	50,000,000.00	.060	1



Run Date: 4/5/2021 4:53:48 AM

Investments Outstanding As Of Date: 3/31/2021

INVENTORY BY MATURITY REPORT

CUSIP	Investment #	Fund	Issuer	Purchase Date	Current Book	Current Rate	Maturity Date	Current Par	YTM	Days to Maturity
LD1900538	240218	3050	FLOHR MACHINE COMPANY	04/02/2019	225,117.21	2.250	04/02/2021	225,117.21	2.250	2
LD1900546	240219	3050	THE MARQUARD COMPANY IN	04/02/2019	284,585.00	2.250	04/02/2021	284,585.00	2.250	2
EC1901189	240273	3030	SARAH CROWLEY	04/05/2019	41,206.00	2.250	04/05/2021	41,206.00	2.250	5
EC1901197	240274	3030	CATHY TRUE	04/05/2019	75,000.00	2.250	04/05/2021	75,000.00	2.250	5
EC1901205	240275	3030	RYAN AVERY	04/05/2019	125,000.00	2.250	04/05/2021	125,000.00	2.250	5
EC1901213	240276	3030	MICHELLE DUFORT	04/05/2019	32,935.00	2.250	04/05/2021	32,935.00	2.250	5
EC1901221	240277	3030	JAMES HELMS	04/05/2019	15,000.00	2.250	04/05/2021	15,000.00	2.250	5
EC1901239	240278	3030	JOHN STEADMAN	04/05/2019	161,376.00	2.250	04/05/2021	161,376.00	2.250	5
EC1901247	240279	3030	DENVER DELO	04/05/2019	128,305.00	2.250	04/05/2021	128,305.00	2.250	5
EC1901254	240280	3030	GARY AND DEBORAH MCCON	04/05/2019	96,495.00	2.250	04/05/2021	96,495.00	2.250	5
EC1901262	240281	3030	ANNA COSTELLO	04/05/2019	57,500.00	2.250	04/05/2021	57,500.00	2.250	5
EC1901270	240282	3030	LACEY AIKMAN	04/05/2019	75,000.00	2.250	04/05/2021	75,000.00	2.250	5
EC1901288	240283	3030	MELINDA AND ANDREW RUTH	04/05/2019	90,000.00	2.250	04/05/2021	90,000.00	2.250	5
EC1901296	240284	3030	CHRISTOPHER SPAYD	04/05/2019	175,007.00	2.250	04/05/2021	175,007.00	2.250	5
EC1901304	240285	3030	PETER GATLIN	04/05/2019	289,320.00	2.250	04/05/2021	289,320.00	2.250	5
EC1901312	240286	3030	MICHELLE RUSSELL	04/05/2019	50,000.00	2.250	04/05/2021	50,000.00	2.250	5
EC1901320	240287	3030	RICHARD CLUM	04/05/2019	350,000.00	2.250	04/05/2021	350,000.00	2.250	5
30229AR50	247041	1000	XON CP 0 04-05-21	10/09/2020	24,981,458.33	.000	04/05/2021	25,000,000.00	.150	5
912796D71	248039	1000	CMB 0 04-06-21	12/31/2020	49,988,666.67	.000	04/06/2021	50,000,000.00	.085	6
09659BR69	249216	1000	BNPPNY 0 04-06-21	03/16/2021	49,997,375.00	.000	04/06/2021	50,000,000.00	.090	6
LD21B0144	246997	3000	BID OHIO 6 MO	10/07/2020	3,000,000.00	.080	04/07/2021	3,000,000.00	.080	7
LD21B0151	246998	3000	BID OHIO 6 MO	10/07/2020	10,000,000.00	.080	04/07/2021	10,000,000.00	.080	7
9127964X4	247043	1000	B 04-08-21	10/13/2020	49,975,416.67	.000	04/08/2021	50,000,000.00	.100	8
9127964X4	248071	1000	B 04-08-21	01/05/2021	49,991,604.00	.000	04/08/2021	50,000,000.00	.065	8
9127964X4	248265	1000	B 04-08-21	01/19/2021	49,992,538.89	.000	04/08/2021	50,000,000.00	.068	8
9127964X4	248347	1000	B 04-08-21	01/22/2021	49,993,138.89	.000	04/08/2021	50,000,000.00	.065	8
60689FR83	248403	1000	MIZUNY CP 0 04-08-21	01/26/2021	49,989,000.00	.000	04/08/2021	50,000,000.00	.110	8
02314PR86	248476	1000	AMZN CP 0 04-08-21	01/29/2021	49,994,250.00	.000	04/08/2021	50,000,000.00	.060	8
60689FRC4	248008	1000	MIZUNY 0 04-12-21	12/28/2020	24,987,239.50	.000	04/12/2021	25,000,000.00	.175	12
60689FRC4	248153	1000	MIZUNY CP 0 04-12-21	01/11/2021	49,979,777.78	.000	04/12/2021	50,000,000.00	.160	12
69372ARC8	248999	1000	PCAR CP 0 04-12-21	03/02/2021	9,999,088.89	.000	04/12/2021	10,000,000.00	.080	12
AG2000663	245021	3010	INNOVATIVE AG MANAGEMEN	04/20/2020	150,000.00	.000	04/14/2021	150,000.00	.000	14
AG2001224	245022	3010	BRYAN KUHLMAN	04/20/2020	150,000.00	.000	04/14/2021	150,000.00	.000	14



Run Date: 4/5/2021 4:53:48 AM

Investments Outstanding As Of Date: 3/31/2021

## INVENTORY BY MATURITY REPORT

CUSIP	Investment #	Fund	Issuer	Purchase Date	Current Book	Current Rate	Maturity Date	Current Par	YTM	Days to Maturity
AG2000671	245023	3010	JOHN HASCH JR.	04/20/2020	25,000.00	.000	04/14/2021	25,000.00	.000	14
AG2000820	245024	3010	CHARLES SMITH	04/20/2020	150,000.00	.000	04/14/2021	150,000.00	.000	14
AG2000689	245025	3010	PHILIP WAGNER	04/20/2020	100,000.00	.000	04/14/2021	100,000.00	.000	14
AG2000697	245026	3010	TED LYMANSTALL	04/20/2020	70,000.00	.000	04/14/2021	70,000.00	.000	14
AG2001091	245027	3010	RAY S. GOYINGS	04/20/2020	80,000.00	.000	04/14/2021	80,000.00	.000	14
AG2001232	245028	3010	TROYER FAMILY FARMS	04/20/2020	150,000.00	.000	04/14/2021	150,000.00	.000	14
AG2001240	245029	3010	LYNN FITZWATER	04/20/2020	60,000.00	.000	04/14/2021	60,000.00	.000	14
AG2000705	245030	3010	RICHARD YODER	04/20/2020	150,000.00	.000	04/14/2021	150,000.00	.000	14
AG2001109	245031	3010	ROBERT SCHICK	04/20/2020	150,000.00	.000	04/14/2021	150,000.00	.000	14
AG2001257	245032	3010	STEVEN TROYER	04/20/2020	35,000.00	.000	04/14/2021	35,000.00	.000	14
AG2000713	245033	3010	R. MARK LYMANSTALL	04/20/2020	125,000.00	.000	04/14/2021	125,000.00	.000	14
AG2000721	245034	3010	CHRISTOPHER MAXWELL	04/20/2020	60,000.00	.000	04/14/2021	60,000.00	.000	14
AG2000739	245035	3010	PHILIP YODER	04/20/2020	150,000.00	.000	04/14/2021	150,000.00	.000	14
AG2000747	245036	3010	JEFFREY PETER	04/20/2020	150,000.00	.000	04/14/2021	150,000.00	.000	14
AG2000754	245037	3010	CHARLES BADEN	04/20/2020	125,000.00	.000	04/14/2021	125,000.00	.000	14
AG2001117	245038	3010	TODD FARMS & EXCAVATING	04/20/2020	150,000.00	.000	04/14/2021	150,000.00	.000	14
AG2001083	245039	3010	DAVID NOGGLE	04/20/2020	70,000.00	.000	04/14/2021	70,000.00	.000	14
AG2000440	245040	3010	DORVIN BEAR	04/20/2020	150,000.00	.000	04/14/2021	150,000.00	.000	14
AG2001075	245041	3010	ROBERT SMALLEY	04/20/2020	150,000.00	.000	04/14/2021	150,000.00	.000	14
AG2001323	245042	3010	JAMES KAVERMAN	04/20/2020	120,000.00	.000	04/14/2021	120,000.00	.000	14
AG2001125	245043	3010	JEFFREY GUDAKUNST	04/20/2020	50,000.00	.000	04/14/2021	50,000.00	.000	14
AG2000762	245044	3010	A&C EQUIPMENTLLC	04/20/2020	150,000.00	.000	04/14/2021	150,000.00	.000	14
AG2001133	245045	3010	L. PAUL ADAM REVOCABLE LI	04/20/2020	150,000.00	.000	04/14/2021	150,000.00	.000	14
AG2001265	245046	3010	HOMIER FARMS INC.	04/20/2020	150,000.00	.000	04/14/2021	150,000.00	.000	14
AG2001141	245047	3010	GREGORY TROYER	04/20/2020	150,000.00	.000	04/14/2021	150,000.00	.000	14
AG2000770	245048	3010	MARK WILKERSON	04/20/2020	75,000.00	.000	04/14/2021	75,000.00	.000	14
AG2001026	245049	3010	ROGER GERSCHUTZ	04/20/2020	100,000.00	.000	04/14/2021	100,000.00	.000	14
AG2000788	245050	3010	PAHL FARMS LLC	04/20/2020	150,000.00	.000	04/14/2021	150,000.00	.000	14
AG2000796	245051	3010	RANDAL ROSEBROCK	04/20/2020	150,000.00	.000	04/14/2021	150,000.00	.000	14
AG2001349	245052	3010	SAND RIDGE FARM LLC	04/20/2020	100,000.00	.000	04/14/2021	100,000.00	.000	14
AG2001158	245053	3010	ROBERT NONEMAN	04/20/2020	150,000.00	.000	04/14/2021	150,000.00	.000	14
AG2001166	245054	3010	BRYANT TROYER	04/20/2020	35,000.00	.000	04/14/2021	35,000.00	.000	14
AG2000804	245055	3010	MARK ANKNEY	04/20/2020	22,000.00	.000	04/14/2021	22,000.00	.000	14



Run Date: 4/5/2021 4:53:48 AM

Investments Outstanding As Of Date: 3/31/2021

INVENTORY BY MATURITY REPORT

CUSIP	Investment #	Fund	Issuer	Purchase Date	Current Book	Current Rate	Maturity Date	Current Par	YTM	Days to Maturity
AG2001174	245056	3010	WILLOW TREE FARMS LLC	04/20/2020	150,000.00	.000	04/14/2021	150,000.00	.000	14
AG2001216	245057	3010	JAMES BLUCK - BOTTOM LINE	04/20/2020	150,000.00	.000	04/14/2021	150,000.00	.000	14
AG2001059	245058	3010	LAWRENCE HOSTETLER	04/20/2020	150,000.00	.000	04/14/2021	150,000.00	.000	14
AG2000457	245059	3010	C&S BIXEL FARMS	04/20/2020	150,000.00	.000	04/14/2021	150,000.00	.000	14
AG2000465	245060	3010	BRENT BLYTHE	04/20/2020	150,000.00	.000	04/14/2021	150,000.00	.000	14
AG2000838	245061	3010	SSB FARMS LLC	04/20/2020	90,000.00	.000	04/14/2021	90,000.00	.000	14
AG2000846	245062	3010	D WARREN	04/20/2020	95,000.00	.000	04/14/2021	95,000.00	.000	14
AG2001273	245063	3010	ANDREW KNIPPEN	04/20/2020	18,000.00	.000	04/14/2021	18,000.00	.000	14
AG2000473	245064	3010	STECHSCHULTE FARMS LLC	04/20/2020	150,000.00	.000	04/14/2021	150,000.00	.000	14
AG2000481	245065	3010	BALLINGER FARMS	04/20/2020	150,000.00	.000	04/14/2021	150,000.00	.000	14
AG2000499	245066	3010	KAHLE BROS FARMS	04/20/2020	150,000.00	.000	04/14/2021	150,000.00	.000	14
AG2000507	245067	3010	KAHLE CATTLE	04/20/2020	150,000.00	.000	04/14/2021	150,000.00	.000	14
AG2000515	245068	3010	K FISHER	04/20/2020	150,000.00	.000	04/14/2021	150,000.00	.000	14
AG2000853	245069	3010	CRAIG VON STEIN	04/20/2020	12,400.00	.000	04/14/2021	12,400.00	.000	14
AG2000523	245070	3010	K&B CATTLE LLC	04/20/2020	150,000.00	.000	04/14/2021	150,000.00	.000	14
AG2000929	245071	3010	DOUGLAS KLINGLER	04/20/2020	60,000.00	.000	04/14/2021	60,000.00	.000	14
AG2000937	245072	3010	CHRISTOPHER JAMES	04/20/2020	15,000.00	.000	04/14/2021	15,000.00	.000	14
AG2000861	245073	3010	MIDNIGHT FARM CENTER INC.	04/20/2020	150,000.00	.000	04/14/2021	150,000.00	.000	14
AG2000945	245074	3010	RICK DUNSON	04/20/2020	15,000.00	.000	04/14/2021	15,000.00	.000	14
AG2000952	245075	3010	DELONG FARMS	04/20/2020	150,000.00	.000	04/14/2021	150,000.00	.000	14
AG2001356	245076	3010	DON LIMES FARMS	04/20/2020	150,000.00	.000	04/14/2021	150,000.00	.000	14
AG2000960	245077	3010	LARRY LUDWIG	04/20/2020	150,000.00	.000	04/14/2021	150,000.00	.000	14
AG2000648	245078	3010	MAS HEATH FARMS LLC	04/20/2020	150,000.00	.000	04/14/2021	150,000.00	.000	14
AG2000978	245079	3010	JAMES FARMS	04/20/2020	150,000.00	.000	04/14/2021	150,000.00	.000	14
AG2000986	245080	3010	TODD WYSS	04/20/2020	150,000.00	.000	04/14/2021	150,000.00	.000	14
AG2000655	245081	3010	C. DAVID AND JANA D. CAUDI	04/20/2020	150,000.00	.000	04/14/2021	150,000.00	.000	14
AG2000994	245082	3010	JEFFREY L. TURNER	04/20/2020	150,000.00	.000	04/14/2021	150,000.00	.000	14
AG2001000	245083	3010	AARON NICHOLS	04/20/2020	15,000.00	.000	04/14/2021	15,000.00	.000	14
AG2000879	245084	3010	BRIAN WELLY	04/20/2020	150,000.00	.000	04/14/2021	150,000.00	.000	14
AG2001034	245085	3010	NICHOLAS CRONKLETON	04/20/2020	150,000.00	.000	04/14/2021	150,000.00	.000	14
AG2000887	245086	3010	TOMMY BEST	04/20/2020	150,000.00	.000	04/14/2021	150,000.00	.000	14
AG2001315	245087	3010	SCOTT HEATH	04/20/2020	65,000.00	.000	04/14/2021	65,000.00	.000	14
AG2001018	245088	3010	WILLIAM JAMES III	04/20/2020	150,000.00	.000	04/14/2021	150,000.00	.000	14



Run Date: 4/5/2021 4:53:48 AM

Investments Outstanding As Of Date: 3/31/2021

## INVENTORY BY MATURITY REPORT

CUSIP	Investment #	Fund	Issuer	Purchase Date	Current Book	Current Rate	Maturity Date	Current Par	YTM	Days to Maturity
AG2001042	245089	3010	EDWARD GOLLIDAY	04/20/2020	150,000.00	.000	04/14/2021	150,000.00	.000	14
AG2000630	245090	3010	RONALD SCHWARTZ	04/20/2020	45,000.00	.000	04/14/2021	45,000.00	.000	14
AG2001281	245091	3010	TIMOTHY FIRESTONE	04/20/2020	35,000.00	.000	04/14/2021	35,000.00	.000	14
AG2000531	245092	3010	HUTCHINSON BROTHERS	04/20/2020	25,000.00	.000	04/14/2021	25,000.00	.000	14
AG2000549	245093	3010	JEFFERY KLINGLER	04/20/2020	95,000.00	.000	04/14/2021	95,000.00	.000	14
AG2000556	245094	3010	TODD MASON	04/20/2020	90,000.00	.000	04/14/2021	90,000.00	.000	14
AG2001067	245095	3010	MADISON COUNTY INVESTOR	04/20/2020	150,000.00	.000	04/14/2021	150,000.00	.000	14
AG2001299	245096	3010	CR NIESE FARMS	04/20/2020	75,000.00	.000	04/14/2021	75,000.00	.000	14
AG2001307	245097	3010	DAVID WEHRI	04/20/2020	40,000.00	.000	04/14/2021	40,000.00	.000	14
AG2000564	245098	3010	JEFFERY HAYS	04/20/2020	85,000.00	.000	04/14/2021	85,000.00	.000	14
AG2000812	245099	3010	ALLAN LUCAS	04/20/2020	55,000.00	.000	04/14/2021	55,000.00	.000	14
AG2001331	245100	3010	NICKY WILLIAMS	04/20/2020	150,000.00	.000	04/14/2021	150,000.00	.000	14
AG2001182	245101	3010	MARVIN THOMPSON	04/20/2020	100,000.00	.000	04/14/2021	100,000.00	.000	14
AG2001190	245102	3010	BRADY FAMILY PARTNERSHIP	04/20/2020	150,000.00	.000	04/14/2021	150,000.00	.000	14
AG2001208	245103	3010	WENNINGER FARMSLLC	04/20/2020	150,000.00	.000	04/14/2021	150,000.00	.000	14
AG2000572	245104	3010	RANDY POHLMAN	04/20/2020	150,000.00	.000	04/14/2021	150,000.00	.000	14
AG2000580	245105	3010	DAVID YOUNGPETER	04/20/2020	150,000.00	.000	04/14/2021	150,000.00	.000	14
AG2000895	245106	3010	L.W. DUKES SONS #2 LLC	04/20/2020	50,000.00	.000	04/14/2021	50,000.00	.000	14
AG2000903	245107	3010	ERICK REESE	04/20/2020	125,000.00	.000	04/14/2021	125,000.00	.000	14
AG2000911	245108	3010	JOHN RETTIG	04/20/2020	100,000.00	.000	04/14/2021	100,000.00	.000	14
AG2000598	245109	3010	DEAN & JIM SCHROEDER	04/20/2020	85,000.00	.000	04/14/2021	85,000.00	.000	14
AG2000606	245110	3010	D&K BURKHOLDER FARMS	04/20/2020	100,000.00	.000	04/14/2021	100,000.00	.000	14
AG2000614	245111	3010	R MONTGOMERY	04/20/2020	150,000.00	.000	04/14/2021	150,000.00	.000	14
AG2000622	245112	3010	WINEGARDNER BROTHERS,LL	04/20/2020	150,000.00	.000	04/14/2021	150,000.00	.000	14
AG2001513	245113	3010	SANDBURR RIDGE FARMLLC	04/20/2020	100,000.00	.000	04/14/2021	100,000.00	.000	14
AG2001521	245114	3010	GREGORY NOFZIGER	04/20/2020	150,000.00	.000	04/14/2021	150,000.00	.000	14
AG2001661	245115	3010	ANDREWS FARMS INC.	04/20/2020	100,000.00	.000	04/14/2021	100,000.00	.000	14
AG2001711	245116	3010	NEWCOMER FARMS INC.	04/20/2020	150,000.00	.000	04/14/2021	150,000.00	.000	14
AG2001729	245117	3010	KENNETH DURHAM	04/20/2020	95,000.00	.000	04/14/2021	95,000.00	.000	14
AG2001364	245118	3010	TED POHLMANN	04/20/2020	150,000.00	.000	04/14/2021	150,000.00	.000	14
AG2001703	245119	3010	HAACK FARMS INC	04/20/2020	150,000.00	.000	04/14/2021	150,000.00	.000	14
AG2001539	245120	3010	LESLIE SCHAFFNER	04/20/2020	70,000.00	.000	04/14/2021	70,000.00	.000	14
AG2001372	245121	3010	GARY HAMMON	04/20/2020	125,000.00	.000	04/14/2021	125,000.00	.000	14



Run Date: 4/5/2021 4:53:48 AM

Investments Outstanding As Of Date: 3/31/2021

## INVENTORY BY MATURITY REPORT

CUSIP	Investment #	Fund	Issuer	Purchase Date	Current Book	Current Rate	Maturity Date	Current Par	YTM	Days to Maturity
AG2001380	245122	3010	JOHN RETHMEL	04/20/2020	150,000.00	.000	04/14/2021	150,000.00	.000	14
AG2001505	245123	3010	GREGORY OTTO	04/20/2020	150,000.00	.000	04/14/2021	150,000.00	.000	14
AG2001737	245124	3010	DOUGLAS EISEL	04/20/2020	150,000.00	.000	04/14/2021	150,000.00	.000	14
AG2001547	245125	3010	KENT LESTER	04/20/2020	100,000.00	.000	04/14/2021	100,000.00	.000	14
AG2001646	245126	3010	JAMES LEATHERMAN	04/20/2020	150,000.00	.000	04/14/2021	150,000.00	.000	14
AG2001638	245127	3010	WILLIAM BAUMAN	04/20/2020	150,000.00	.000	04/14/2021	150,000.00	.000	14
AG2001745	245128	3010	RAY LEPPELMEIER	04/20/2020	150,000.00	.000	04/14/2021	150,000.00	.000	14
AG2001760	245129	3010	MICHAEL CARPENTER	04/20/2020	150,000.00	.000	04/14/2021	150,000.00	.000	14
AG2001398	245130	3010	RICHARD BURK	04/20/2020	150,000.00	.000	04/14/2021	150,000.00	.000	14
AG2001406	245131	3010	JANE LIGHTHILL	04/20/2020	150,000.00	.000	04/14/2021	150,000.00	.000	14
AG2001414	245132	3010	RICKY HALL	04/20/2020	100,000.00	.000	04/14/2021	100,000.00	.000	14
AG2001554	245133	3010	STUCKEY BROTHERS CONTRA	04/20/2020	150,000.00	.000	04/14/2021	150,000.00	.000	14
AG2001562	245134	3010	MDMT FARMS LLC	04/20/2020	100,000.00	.000	04/14/2021	100,000.00	.000	14
AG2001570	245135	3010	KEVIN STONG	04/20/2020	130,000.00	.000	04/14/2021	130,000.00	.000	14
AG2001653	245136	3010	MASON FAMILY FARMSLLC	04/20/2020	150,000.00	.000	04/14/2021	150,000.00	.000	14
AG2001588	245137	3010	HOLLAND FARMS LLC	04/20/2020	150,000.00	.000	04/14/2021	150,000.00	.000	14
AG2001422	245138	3010	BRADY WOOLACE	04/20/2020	150,000.00	.000	04/14/2021	150,000.00	.000	14
AG2001679	245139	3010	BRUCE SHOLL	04/20/2020	150,000.00	.000	04/14/2021	150,000.00	.000	14
AG2001596	245140	3010	RANDALL STUCKEY	04/20/2020	50,000.00	.000	04/14/2021	50,000.00	.000	14
AG2001604	245141	3010	LESLIE SMITH	04/20/2020	25,000.00	.000	04/14/2021	25,000.00	.000	14
AG2001612	245142	3010	MITCHEL SCHAFFNER	04/20/2020	125,000.00	.000	04/14/2021	125,000.00	.000	14
AG2001430	245143	3010	L CAPE ENTERPRISES LLC	04/20/2020	150,000.00	.000	04/14/2021	150,000.00	.000	14
AG2001620	245144	3010	LUCAS NOFZIGER	04/20/2020	150,000.00	.000	04/14/2021	150,000.00	.000	14
AG2001778	245145	3010	JD ECKEL FAMILY FARMSLLC	04/20/2020	150,000.00	.000	04/14/2021	150,000.00	.000	14
AG2001687	245146	3010	AREND BROTHERS INC.	04/20/2020	150,000.00	.000	04/14/2021	150,000.00	.000	14
AG2001448	245147	3010	ZEEDYK FARMSLLC	04/20/2020	150,000.00	.000	04/14/2021	150,000.00	.000	14
AG2001455	245148	3010	BR FARMSLLC	04/20/2020	150,000.00	.000	04/14/2021	150,000.00	.000	14
AG2001463	245149	3010	LEO SHININGER	04/20/2020	150,000.00	.000	04/14/2021	150,000.00	.000	14
AG2001471	245150	3010	SPATIAL AG. SYSTEMSLLC	04/20/2020	150,000.00	.000	04/14/2021	150,000.00	.000	14
AG2001752	245151	3010	AC SCHROEDERLLC	04/20/2020	150,000.00	.000	04/14/2021	150,000.00	.000	14
AG2001489	245152	3010	THOMAS WIEMKEN	04/20/2020	100,000.00	.000	04/14/2021	100,000.00	.000	14
AG2001497	245153	3010	BOK BROTHERS FARMSLLC	04/20/2020	80,000.00	.000	04/14/2021	80,000.00	.000	14
AG2004814	245155	3010	JERREMY SIEFKER	04/20/2020	90,000.00	.000	04/14/2021	90,000.00	.000	14



Run Date: 4/5/2021 4:53:48 AM

Investments Outstanding As Of Date: 3/31/2021

## INVENTORY BY MATURITY REPORT

CUSIP	Investment #	Fund	Issuer	Purchase Date	Current Book	Current Rate	Maturity Date	Current Par	YTM	Days to Maturity
AG2004822	245156	3010	TODD HUNT	04/20/2020	60,000.00	.000	04/14/2021	60,000.00	.000	14
AG2004582	245157	3010	SANDRA KLAUS	04/20/2020	150,000.00	.000	04/14/2021	150,000.00	.000	14
AG2004780	245158	3010	KENNETH UNVERFERTH	04/20/2020	150,000.00	.000	04/14/2021	150,000.00	.000	14
AG2004806	245159	3010	JEFFREY BEAVERSON	04/20/2020	100,000.00	.000	04/14/2021	100,000.00	.000	14
AG2004764	245160	3010	JANET KUHLMAN	04/20/2020	115,000.00	.000	04/14/2021	115,000.00	.000	14
AG2004673	245161	3010	JOHN KURIVIAL	04/20/2020	150,000.00	.000	04/14/2021	150,000.00	.000	14
AG2004681	245162	3010	LINCOLN NAFZIGER	04/20/2020	150,000.00	.000	04/14/2021	150,000.00	.000	14
AG2004863	245163	3010	ANDERSON FARMS A GENERA	04/20/2020	150,000.00	.000	04/14/2021	150,000.00	.000	14
AG2005043	245164	3010	TERRY WRIGHT FARMS LLC	04/20/2020	150,000.00	.000	04/14/2021	150,000.00	.000	14
AG2004871	245165	3010	JOHN COOK II	04/20/2020	100,000.00	.000	04/14/2021	100,000.00	.000	14
AG2004889	245166	3010	JOHN PERSINGER	04/20/2020	150,000.00	.000	04/14/2021	150,000.00	.000	14
AG2004897	245167	3010	H. RICHARD WOLFE	04/20/2020	100,000.00	.000	04/14/2021	100,000.00	.000	14
AG2004905	245168	3010	LAWRENCE HAGLER	04/20/2020	150,000.00	.000	04/14/2021	150,000.00	.000	14
AG2004913	245169	3010	JAMES HAGLER	04/20/2020	150,000.00	.000	04/14/2021	150,000.00	.000	14
AG2005050	245170	3010	ZURMEHLY FARMS	04/20/2020	150,000.00	.000	04/14/2021	150,000.00	.000	14
AG2005068	245171	3010	GRANT RATLIFF	04/20/2020	50,000.00	.000	04/14/2021	50,000.00	.000	14
AG2005076	245172	3010	RIDDLE BROTHERS	04/20/2020	50,000.00	.000	04/14/2021	50,000.00	.000	14
AG2004921	245173	3010	BONHAM FARMS LLC	04/20/2020	150,000.00	.000	04/14/2021	150,000.00	.000	14
AG2004939	245174	3010	JEFFREY THOMPSON	04/20/2020	150,000.00	.000	04/14/2021	150,000.00	.000	14
AG2005084	245175	3010	JOHN KINZER JR.	04/20/2020	150,000.00	.000	04/14/2021	150,000.00	.000	14
AG2004947	245176	3010	PENDLETON FARMS	04/20/2020	150,000.00	.000	04/14/2021	150,000.00	.000	14
AG2004954	245177	3010	LAMAR RATLIFF FARMS LLC	04/20/2020	150,000.00	.000	04/14/2021	150,000.00	.000	14
AG2004962	245178	3010	MICHAEL LANMAN	04/20/2020	150,000.00	.000	04/14/2021	150,000.00	.000	14
AG2005092	245179	3010	RATLIFF FARMS	04/20/2020	150,000.00	.000	04/14/2021	150,000.00	.000	14
AG2005027	245180	3010	THOMPSON CREEK FARMSLLC	04/20/2020	150,000.00	.000	04/14/2021	150,000.00	.000	14
AG2004970	245181	3010	NEAL NOBLE	04/20/2020	150,000.00	.000	04/14/2021	150,000.00	.000	14
AG2004988	245182	3010	KELLER AG LLC	04/20/2020	150,000.00	.000	04/14/2021	150,000.00	.000	14
AG2004723	245183	3010	BRIAN CALL	04/20/2020	150,000.00	.000	04/14/2021	150,000.00	.000	14
AG2004996	245184	3010	JONATHAN DAVID KING	04/20/2020	50,000.00	.000	04/14/2021	50,000.00	.000	14
AG2004848	245185	3010	JASON TIMMONS	04/20/2020	100,000.00	.000	04/14/2021	100,000.00	.000	14
AG2004665	245186	3010	RICKY HAAG	04/20/2020	100,000.00	.000	04/14/2021	100,000.00	.000	14
AG2004830	245187	3010	JANET GENTIS	04/20/2020	100,000.00	.000	04/14/2021	100,000.00	.000	14
AG2005100	245188	3010	LEE FARMS	04/20/2020	100,000.00	.000	04/14/2021	100,000.00	.000	14



Run Date: 4/5/2021 4:53:48 AM

Investments Outstanding As Of Date: 3/31/2021

## INVENTORY BY MATURITY REPORT

CUSIP	Investment #	Fund	Issuer	Purchase Date	Current Book	Current Rate	Maturity Date	Current Par	YTM	Days to Maturity
AG2004798	245189	3010	JOSHUA R YODER	04/20/2020	150,000.00	.000	04/14/2021	150,000.00	.000	14
AG2005035	245190	3010	LILL FARMS INC.	04/20/2020	150,000.00	.000	04/14/2021	150,000.00	.000	14
AG2005001	245191	3010	PHELPS FARM LLC	04/20/2020	150,000.00	.000	04/14/2021	150,000.00	.000	14
AG2004715	245192	3010	DARRELL RAMSEY	04/20/2020	100,000.00	.000	04/14/2021	100,000.00	.000	14
AG2005118	245193	3010	MARY LU SWARTZ	04/20/2020	75,000.00	.000	04/14/2021	75,000.00	.000	14
AG2004590	245194	3010	DALE MAXSON	04/20/2020	100,000.00	.000	04/14/2021	100,000.00	.000	14
AG2004855	245195	3010	JAMES AND LARRY TIMMONS	04/20/2020	150,000.00	.000	04/14/2021	150,000.00	.000	14
AG2005126	245196	3010	LOUIS MEYER	04/20/2020	150,000.00	.000	04/14/2021	150,000.00	.000	14
AG2004731	245197	3010	CHRIS VALLERY	04/20/2020	150,000.00	.000	04/14/2021	150,000.00	.000	14
AG2004608	245198	3010	WINDY KNOLL FARM	04/20/2020	50,000.00	.000	04/14/2021	50,000.00	.000	14
AG2005019	245199	3010	WISHWELL FARMS	04/20/2020	150,000.00	.000	04/14/2021	150,000.00	.000	14
AG2004707	245200	3010	HAWKINS GRAIN FARMS INC	04/20/2020	150,000.00	.000	04/14/2021	150,000.00	.000	14
AG2004657	245201	3010	KENNETH OSBORN	04/20/2020	150,000.00	.000	04/14/2021	150,000.00	.000	14
AG2004749	245202	3010	KEITH ROBERTS	04/20/2020	150,000.00	.000	04/14/2021	150,000.00	.000	14
AG2004756	245203	3010	DALE SIEBOLD	04/20/2020	150,000.00	.000	04/14/2021	150,000.00	.000	14
AG2004616	245204	3010	LARRY TIMMONS JR.	04/20/2020	50,000.00	.000	04/14/2021	50,000.00	.000	14
AG2004624	245205	3010	DANIEL MAXSON	04/20/2020	40,000.00	.000	04/14/2021	40,000.00	.000	14
AG2004632	245206	3010	MICHAEL MAXSON	04/20/2020	40,000.00	.000	04/14/2021	40,000.00	.000	14
AG2004772	245207	3010	BRUNGARTH FAMILY FARMS L	04/20/2020	150,000.00	.000	04/14/2021	150,000.00	.000	14
AG2004640	245208	3010	JONATHAN HILDEBRAND	04/20/2020	40,000.00	.000	04/14/2021	40,000.00	.000	14
AG2004699	245209	3010	CURTIS COOLEY	04/20/2020	150,000.00	.000	04/14/2021	150,000.00	.000	14
AG2003410	245210	3010	JOHN FULLER	04/20/2020	4,000.00	.000	04/14/2021	4,000.00	.000	14
AG2003428	245211	3010	JARED LYLE	04/20/2020	35,000.00	.000	04/14/2021	35,000.00	.000	14
AG2002230	245212	3010	STRICKLER FAMILY FARMS LL	04/20/2020	150,000.00	.000	04/14/2021	150,000.00	.000	14
AG2002404	245213	3010	TIMBUK FARMS INC.	04/20/2020	150,000.00	.000	04/14/2021	150,000.00	.000	14
AG2002057	245214	3010	JASON MOYER	04/20/2020	20,250.00	.000	04/14/2021	20,250.00	.000	14
AG2003444	245215	3010	FRED MINSHALL	04/20/2020	30,000.00	.000	04/14/2021	30,000.00	.000	14
AG2002271	245216	3010	EDWARD COUGHENOUR	04/20/2020	150,000.00	.000	04/14/2021	150,000.00	.000	14
AG2003436	245217	3010	CHARLES IMMELL	04/20/2020	60,000.00	.000	04/14/2021	60,000.00	.000	14
AG2002248	245218	3010	TRACY AND TONI KRANER	04/20/2020	150,000.00	.000	04/14/2021	150,000.00	.000	14
AG2002396	245219	3010	BRADFORD MCDANIEL	04/20/2020	150,000.00	.000	04/14/2021	150,000.00	.000	14
AG2002313	245220	3010	HOLLENBACK FARMS	04/20/2020	150,000.00	.000	04/14/2021	150,000.00	.000	14
AG2002255	245221	3010	JOHN HINTZ	04/20/2020	140,250.00	.000	04/14/2021	140,250.00	.000	14





Run Date: 4/5/2021 4:53:48 AM

Investments Outstanding As Of Date: 3/31/2021

INVENTORY BY MATURITY REPORT

CUSIP	Investment #	Fund	Issuer	Purchase Date	Current Book	Current Rate	Maturity Date	Current Par	YTM	Days to Maturity
AG2003113	245222	3010	WAYCAR FARMS INC	04/20/2020	75,000.00	.000	04/14/2021	75,000.00	.000	14
AG2003030	245223	3010	WELDON MATTHEW HORN	04/20/2020	25,000.00	.000	04/14/2021	25,000.00	.000	14
AG2001802	245224	3010	BRANDT FAMILY FARMS LLC	04/20/2020	110,250.00	.000	04/14/2021	110,250.00	.000	14
AG2002446	245225	3010	JASON GREEN	04/20/2020	150,000.00	.000	04/14/2021	150,000.00	.000	14
AG2002453	245226	3010	DLG BERKSHIRES LLC	04/20/2020	40,000.00	.000	04/14/2021	40,000.00	.000	14
AG2002461	245227	3010	KEVIN ROBERTS	04/20/2020	10,000.00	.000	04/14/2021	10,000.00	.000	14
AG2002479	245228	3010	D & D PETERS LLC	04/20/2020	150,000.00	.000	04/14/2021	150,000.00	.000	14
AG2002487	245229	3010	BRADY MILLER	04/20/2020	75,000.00	.000	04/14/2021	75,000.00	.000	14
AG2002495	245230	3010	RYAN MAST	04/20/2020	150,000.00	.000	04/14/2021	150,000.00	.000	14
AG2002503	245231	3010	A & R FARMS OHIO LLC	04/20/2020	150,000.00	.000	04/14/2021	150,000.00	.000	14
AG2002511	245232	3010	RHOADS GARDEN CENTER IN	04/20/2020	150,000.00	.000	04/14/2021	150,000.00	.000	14
AG2003147	245233	3010	JARED LYLE	04/20/2020	20,000.00	.000	04/14/2021	20,000.00	.000	14
AG2002529	245234	3010	PENCE FARM	04/20/2020	150,000.00	.000	04/14/2021	150,000.00	.000	14
AG2002537	245235	3010	GEARHART BROS. FARM	04/20/2020	75,000.00	.000	04/14/2021	75,000.00	.000	14
AG2003469	245236	3010	TYLER RAWLINS	04/20/2020	70,000.00	.000	04/14/2021	70,000.00	.000	14
AG2002545	245237	3010	MARY HADDOX	04/20/2020	30,000.00	.000	04/14/2021	30,000.00	.000	14
AG2003154	245238	3010	TREVOR DOWNS	04/20/2020	100,000.00	.000	04/14/2021	100,000.00	.000	14
AG2001810	245239	3010	CALVIN HANES	04/20/2020	25,000.00	.000	04/14/2021	25,000.00	.000	14
AG2002305	245240	3010	ADAM FAMILY CLUB LAMBSLL	04/20/2020	75,000.00	.000	04/14/2021	75,000.00	.000	14
AG2002321	245241	3010	BRADLEY ATHERTON	04/20/2020	130,000.00	.000	04/14/2021	130,000.00	.000	14
AG2002339	245242	3010	GRANVILLE MILLING COMPAN	04/20/2020	150,000.00	.000	04/14/2021	150,000.00	.000	14
AG2002347	245243	3010	WATTS FARMS INC.	04/20/2020	150,000.00	.000	04/14/2021	150,000.00	.000	14
AG2003162	245244	3010	SAMUEL NICHOLSON	04/20/2020	25,000.00	.000	04/14/2021	25,000.00	.000	14
AG2002552	245245	3010	J ADAMS FARMS LLC	04/20/2020	150,000.00	.000	04/14/2021	150,000.00	.000	14
AG2002560	245246	3010	WELLER FAMILY FARMS	04/20/2020	150,000.00	.000	04/14/2021	150,000.00	.000	14
AG2002354	245247	3010	JOSHUA HUPP	04/20/2020	150,000.00	.000	04/14/2021	150,000.00	.000	14
AG2003121	245248	3010	EWING & SON FARMS LLC	04/20/2020	150,000.00	.000	04/14/2021	150,000.00	.000	14
AG2002578	245249	3010	ROESE FARMS	04/20/2020	150,000.00	.000	04/14/2021	150,000.00	.000	14
AG2001828	245250	3010	BERRY FAMILY FARMS	04/20/2020	115,278.00	.000	04/14/2021	115,278.00	.000	14
AG2002586	245251	3010	NEIL DOERSAM	04/20/2020	150,000.00	.000	04/14/2021	150,000.00	.000	14
AG2003170	245252	3010	ROLLS WAY FARMS	04/20/2020	150,000.00	.000	04/14/2021	150,000.00	.000	14
AG2001836	245253	3010	WOLFINGER FARMS INC.	04/20/2020	30,000.00	.000	04/14/2021	30,000.00	.000	14
AG2001844	245254	3010	NICHOLAS BEVERIDGE	04/20/2020	150,000.00	.000	04/14/2021	150,000.00	.000	14



Run Date: 4/5/2021 4:53:48 AM

Investments Outstanding As Of Date: 3/31/2021

## INVENTORY BY MATURITY REPORT

CUSIP	Investment #	Fund	Issuer	Purchase Date	Current Book	Current Rate	Maturity Date	Current Par	YTM	Days to Maturity
AG2002594	245255	3010	SAMUEL WELCH	04/20/2020	90,000.00	.000	04/14/2021	90,000.00	.000	14
AG2002602	245256	3010	JAY H WIPPEL	04/20/2020	150,000.00	.000	04/14/2021	150,000.00	.000	14
AG2002610	245257	3010	RADCLIFF VENTURES LLC	04/20/2020	150,000.00	.000	04/14/2021	150,000.00	.000	14
AG2002628	245258	3010	KYLE REICHELDERFER	04/20/2020	150,000.00	.000	04/14/2021	150,000.00	.000	14
AG2001851	245259	3010	JOHN FOX	04/20/2020	150,000.00	.000	04/14/2021	150,000.00	.000	14
AG2002636	245260	3010	GAB HAMMAN FARMS	04/20/2020	150,000.00	.000	04/14/2021	150,000.00	.000	14
AG2001869	245261	3010	JAMES JEPSEN	04/20/2020	150,000.00	.000	04/14/2021	150,000.00	.000	14
AG2002644	245262	3010	WALKER FARMS	04/20/2020	150,000.00	.000	04/14/2021	150,000.00	.000	14
AG2003188	245263	3010	ORR FARMS	04/20/2020	150,000.00	.000	04/14/2021	150,000.00	.000	14
AG2001877	245264	3010	RUSSELL FOSTER	04/20/2020	150,000.00	.000	04/14/2021	150,000.00	.000	14
AG2002651	245265	3010	ALLEN ETT	04/20/2020	150,000.00	.000	04/14/2021	150,000.00	.000	14
AG2002669	245266	3010	STEVE HINES	04/20/2020	150,000.00	.000	04/14/2021	150,000.00	.000	14
AG2002677	245267	3010	HEATHER HOFFMAN	04/20/2020	150,000.00	.000	04/14/2021	150,000.00	.000	14
AG2002362	245268	3010	WILLIAM HOSKINSON	04/20/2020	150,000.00	.000	04/14/2021	150,000.00	.000	14
AG2002685	245269	3010	BRYAN HUPP	04/20/2020	150,000.00	.000	04/14/2021	150,000.00	.000	14
AG2002693	245270	3010	KYLE HUPP	04/20/2020	150,000.00	.000	04/14/2021	150,000.00	.000	14
AG2001885	245271	3010	JAMES COOKSEY	04/20/2020	150,000.00	.000	04/14/2021	150,000.00	.000	14
AG2002701	245272	3010	CRAZY HORSE ENT. INC.	04/20/2020	150,000.00	.000	04/14/2021	150,000.00	.000	14
AG2002719	245273	3010	DAVID DELONG	04/20/2020	150,000.00	.000	04/14/2021	150,000.00	.000	14
AG2003196	245274	3010	ROBERT MINSHALL	04/20/2020	150,000.00	.000	04/14/2021	150,000.00	.000	14
AG2001893	245275	3010	ROWLES FARMS INC.	04/20/2020	150,000.00	.000	04/14/2021	150,000.00	.000	14
AG2001901	245276	3010	CUPP FARMS	04/20/2020	150,000.00	.000	04/14/2021	150,000.00	.000	14
AG2002727	245277	3010	CHRISTOPHER DAVIS	04/20/2020	33,000.00	.000	04/14/2021	33,000.00	.000	14
AG2002735	245278	3010	DRESBACH FARMS INCORPOR	04/20/2020	150,000.00	.000	04/14/2021	150,000.00	.000	14
AG2002743	245279	3010	MICHAEL EDGINGTON	04/20/2020	20,000.00	.000	04/14/2021	20,000.00	.000	14
AG2002750	245280	3010	STEVE A GIFFORD	04/20/2020	150,000.00	.000	04/14/2021	150,000.00	.000	14
AG2003204	245281	3010	CLEARVIEW FARMS INC.	04/20/2020	150,000.00	.000	04/14/2021	150,000.00	.000	14
AG2002263	245282	3010	BRYANT AGRICULTURE ENTER	04/20/2020	150,000.00	.000	04/14/2021	150,000.00	.000	14
AG2002768	245283	3010	KEVIN BEAVERS	04/20/2020	30,000.00	.000	04/14/2021	30,000.00	.000	14
AG2002776	245284	3010	J DOUGLAS GIFFORD	04/20/2020	150,000.00	.000	04/14/2021	150,000.00	.000	14
AG2002784	245285	3010	ORVILLE GIFFORD	04/20/2020	150,000.00	.000	04/14/2021	150,000.00	.000	14
AG2002289	245286	3010	ZACK SMITH	04/20/2020	75,000.00	.000	04/14/2021	75,000.00	.000	14
AG2002792	245287	3010	BROOKS MCCOY	04/20/2020	150,000.00	.000	04/14/2021	150,000.00	.000	14



Run Date: 4/5/2021 4:53:48 AM

Investments Outstanding As Of Date: 3/31/2021

## INVENTORY BY MATURITY REPORT

CUSIP	Investment #	Fund	Issuer	Purchase Date	Current Book	Current Rate	Maturity Date	Current Par	YTM	Days to Maturity
AG2002800	245288	3010	WILLIAM A RITTINGER	04/20/2020	150,000.00	.000	04/14/2021	150,000.00	.000	14
AG2002818	245289	3010	DELBERT NEFF	04/20/2020	150,000.00	.000	04/14/2021	150,000.00	.000	14
AG2002826	245290	3010	LESTER LEWIS	04/20/2020	150,000.00	.000	04/14/2021	150,000.00	.000	14
AG2002834	245291	3010	KEITH PETERS LLC	04/20/2020	150,000.00	.000	04/14/2021	150,000.00	.000	14
AG2002842	245292	3010	ADAM PETERS	04/20/2020	50,000.00	.000	04/14/2021	50,000.00	.000	14
AG2002370	245293	3010	EDWARD HOSKINSON	04/20/2020	150,000.00	.000	04/14/2021	150,000.00	.000	14
AG2002388	245294	3010	MATTHEW WRIGHT	04/20/2020	60,000.00	.000	04/14/2021	60,000.00	.000	14
AG2003212	245295	3010	MILE TREE LAWN & GARDEN	04/20/2020	150,000.00	.000	04/14/2021	150,000.00	.000	14
AG2002859	245296	3010	MICHAEL STRUCKMAN	04/20/2020	150,000.00	.000	04/14/2021	150,000.00	.000	14
AG2002867	245297	3010	P-VILLE ENTERPRISES INC.	04/20/2020	150,000.00	.000	04/14/2021	150,000.00	.000	14
AG2002875	245298	3010	COLUMBUS TURF NURSERY LT	04/20/2020	150,000.00	.000	04/14/2021	150,000.00	.000	14
AG2001919	245299	3010	STEVE RICKLY	04/20/2020	20,000.00	.000	04/14/2021	20,000.00	.000	14
AG2001927	245300	3010	STRICKLER FARMSLLC	04/20/2020	150,000.00	.000	04/14/2021	150,000.00	.000	14
AG2003451	245301	3010	LYLE RICER	04/20/2020	75,000.00	.000	04/14/2021	75,000.00	.000	14
AG2002297	245302	3010	DALE SMITH	04/20/2020	75,000.00	.000	04/14/2021	75,000.00	.000	14
AG2003220	245303	3010	JAMES K MINSHALL	04/20/2020	55,000.00	.000	04/14/2021	55,000.00	.000	14
AG2003238	245304	3010	RYAN SKINNER	04/20/2020	20,000.00	.000	04/14/2021	20,000.00	.000	14
AG2002883	245305	3010	RUSSELL WISCHMEYER	04/20/2020	135,250.00	.000	04/14/2021	135,250.00	.000	14
AG2003246	245306	3010	GEARHART FARMS	04/20/2020	150,000.00	.000	04/14/2021	150,000.00	.000	14
AG2002891	245307	3010	SAMUEL DULAP	04/20/2020	150,000.00	.000	04/14/2021	150,000.00	.000	14
AG2003253	245308	3010	DAVID R WIGET	04/20/2020	125,000.00	.000	04/14/2021	125,000.00	.000	14
AG2002909	245309	3010	PAUL RHOADS	04/20/2020	36,250.00	.000	04/14/2021	36,250.00	.000	14
AG2002917	245310	3010	JAMES WINTER	04/20/2020	25,000.00	.000	04/14/2021	25,000.00	.000	14
AG2001935	245311	3010	ROWLES ENTERPRISES LTD	04/20/2020	150,000.00	.000	04/14/2021	150,000.00	.000	14
AG2001943	245312	3010	ANDREW DUNLAP	04/20/2020	125,000.00	.000	04/14/2021	125,000.00	.000	14
AG2001950	245313	3010	ROB STILWELL	04/20/2020	150,000.00	.000	04/14/2021	150,000.00	.000	14
AG2001968	245314	3010	STEVE SUVER	04/20/2020	150,000.00	.000	04/14/2021	150,000.00	.000	14
AG2001976	245315	3010	TWO L FARMS INC.	04/20/2020	100,000.00	.000	04/14/2021	100,000.00	.000	14
AG2001984	245316	3010	JOHN G WAIDELICH	04/20/2020	150,000.00	.000	04/14/2021	150,000.00	.000	14
AG2003261	245317	3010	JONATHON EVANS	04/20/2020	4,000.00	.000	04/14/2021	4,000.00	.000	14
AG2002925	245318	3010	GLENN GULICK	04/20/2020	150,000.00	.000	04/14/2021	150,000.00	.000	14
AG2001992	245319	3010	MATTHEW ROUSH	04/20/2020	90,000.00	.000	04/14/2021	90,000.00	.000	14
AG2002933	245320	3010	WELDON MATTHEW HORN	04/20/2020	70,000.00	.000	04/14/2021	70,000.00	.000	14



Run Date: 4/5/2021 4:53:48 AM

Investments Outstanding As Of Date: 3/31/2021

INVENTORY BY MATURITY REPORT

CUSIP	Investment #	Fund	Issuer	Purchase Date	Current Book	Current Rate	Maturity Date	Current Par	YTM	Days to Maturity
AG2002941	245321	3010	NATHAN EHMAN	04/20/2020	60,000.00	.000	04/14/2021	60,000.00	.000	14
AG2003279	245322	3010	GARY DAVIS	04/20/2020	35,000.00	.000	04/14/2021	35,000.00	.000	14
AG2002008	245323	3010	JASON SHARP	04/20/2020	50,000.00	.000	04/14/2021	50,000.00	.000	14
AG2002016	245324	3010	JACOB SHAFFER	04/20/2020	45,000.00	.000	04/14/2021	45,000.00	.000	14
AG2002958	245325	3010	DONALD SHAW JR.	04/20/2020	150,000.00	.000	04/14/2021	150,000.00	.000	14
AG2002966	245326	3010	RYAN WILSON	04/20/2020	150,000.00	.000	04/14/2021	150,000.00	.000	14
AG2002974	245327	3010	JOHN GIFFORD	04/20/2020	150,000.00	.000	04/14/2021	150,000.00	.000	14
AG2002982	245328	3010	RILEY FARMS	04/20/2020	150,000.00	.000	04/14/2021	150,000.00	.000	14
AG2003287	245329	3010	DENNIS ZEIGLER	04/20/2020	150,000.00	.000	04/14/2021	150,000.00	.000	14
AG2002990	245330	3010	LARRY HAY	04/20/2020	150,000.00	.000	04/14/2021	150,000.00	.000	14
AG2003006	245331	3010	THOMAS CONNER	04/20/2020	50,000.00	.000	04/14/2021	50,000.00	.000	14
AG2002024	245332	3010	DALE ROUSH	04/20/2020	25,000.00	.000	04/14/2021	25,000.00	.000	14
AG2003014	245333	3010	RICHARD MCPHERSON	04/20/2020	150,000.00	.000	04/14/2021	150,000.00	.000	14
AG2003022	245334	3010	TIMOTHY FORREST	04/20/2020	25,000.00	.000	04/14/2021	25,000.00	.000	14
AG2003295	245335	3010	WAYNE ROBERTS	04/20/2020	80,000.00	.000	04/14/2021	80,000.00	.000	14
AG2003303	245336	3010	JOHN ROBERTS	04/20/2020	90,000.00	.000	04/14/2021	90,000.00	.000	14
AG2003311	245337	3010	JOSHUA W ROBERTS	04/20/2020	20,000.00	.000	04/14/2021	20,000.00	.000	14
AG2003048	245338	3010	DONALD BETHEL	04/20/2020	35,500.00	.000	04/14/2021	35,500.00	.000	14
AG2002032	245339	3010	SCOTT SHARP	04/20/2020	5,250.00	.000	04/14/2021	5,250.00	.000	14
AG2002040	245340	3010	RONALD WRIGHT	04/20/2020	45,250.00	.000	04/14/2021	45,250.00	.000	14
AG2003139	245341	3010	WAYNE PATRICK	04/20/2020	65,000.00	.000	04/14/2021	65,000.00	.000	14
AG2001786	245342	3010	LUKE BAUGESS	04/20/2020	50,278.00	.000	04/14/2021	50,278.00	.000	14
AG2001794	245343	3010	JEFFREY LAMP	04/20/2020	90,250.00	.000	04/14/2021	90,250.00	.000	14
AG2002412	245344	3010	JOHN HOFFMAN	04/20/2020	150,000.00	.000	04/14/2021	150,000.00	.000	14
AG2002420	245345	3010	JOHN M. BELL	04/20/2020	150,000.00	.000	04/14/2021	150,000.00	.000	14
AG2002438	245346	3010	HASTINGS FARMS GENERAL P	04/20/2020	150,000.00	.000	04/14/2021	150,000.00	.000	14
AG2002065	245347	3010	BRIAN NEELEY	04/20/2020	50,000.00	.000	04/14/2021	50,000.00	.000	14
AG2002073	245348	3010	MARSHALL GRAIN	04/20/2020	150,000.00	.000	04/14/2021	150,000.00	.000	14
AG2002081	245349	3010	RYAN FOSTER	04/20/2020	120,350.00	.000	04/14/2021	120,350.00	.000	14
AG2002099	245350	3010	NANCY CLAYPOOL	04/20/2020	150,000.00	.000	04/14/2021	150,000.00	.000	14
AG2002107	245351	3010	DAVID CLAYPOOL	04/20/2020	150,000.00	.000	04/14/2021	150,000.00	.000	14
AG2002115	245352	3010	JASON CLAYPOOL	04/20/2020	150,000.00	.000	04/14/2021	150,000.00	.000	14
AG2002123	245353	3010	STALDER & STALDER ENTERP	04/20/2020	90,250.00	.000	04/14/2021	90,250.00	.000	14



Run Date: 4/5/2021 4:53:48 AM

Investments Outstanding As Of Date: 3/31/2021

INVENTORY BY MATURITY REPORT

CUSIP	Investment #	Fund	Issuer	Purchase Date	Current Book	Current Rate	Maturity Date	Current Par	YTM	Days to Maturity
AG2002131	245354	3010	ROBERT MCCLURE	04/20/2020	150,000.00	.000	04/14/2021	150,000.00	.000	14
AG2002149	245355	3010	RODNEY BOWERS	04/20/2020	75,250.00	.000	04/14/2021	75,250.00	.000	14
AG2002156	245356	3010	BRADLEE BOWERS	04/20/2020	50,250.00	.000	04/14/2021	50,250.00	.000	14
AG2002164	245357	3010	RUFFS SEED FARMS INC	04/20/2020	150,000.00	.000	04/14/2021	150,000.00	.000	14
AG2002172	245358	3010	GARRY SCHOOLEY	04/20/2020	31,000.00	.000	04/14/2021	31,000.00	.000	14
AG2002180	245359	3010	RICHARD LAMP	04/20/2020	145,750.00	.000	04/14/2021	145,750.00	.000	14
AG2002198	245360	3010	LAMP FAMILY FARMS INC	04/20/2020	150,000.00	.000	04/14/2021	150,000.00	.000	14
AG2002206	245361	3010	LARUE FARMS INC	04/20/2020	150,000.00	.000	04/14/2021	150,000.00	.000	14
AG2002214	245362	3010	J DUSTIN HINES	04/20/2020	100,350.00	.000	04/14/2021	100,350.00	.000	14
AG2002222	245363	3010	WALNUT CREEK SEEDS LLC	04/20/2020	150,000.00	.000	04/14/2021	150,000.00	.000	14
AG2003055	245364	3010	METZGER BROTHERS	04/20/2020	150,000.00	.000	04/14/2021	150,000.00	.000	14
AG2003329	245365	3010	SEAN MCKEE	04/20/2020	150,000.00	.000	04/14/2021	150,000.00	.000	14
AG2003477	245366	3010	MARK LITTLE	04/20/2020	150,000.00	.000	04/14/2021	150,000.00	.000	14
AG2003063	245367	3010	FLAT-MAPLE FARM	04/20/2020	35,000.00	.000	04/14/2021	35,000.00	.000	14
AG2003337	245368	3010	GDR FARMS LLC	04/20/2020	50,000.00	.000	04/14/2021	50,000.00	.000	14
AG2003345	245369	3010	ARROW CREEK FARM	04/20/2020	40,000.00	.000	04/14/2021	40,000.00	.000	14
AG2003352	245370	3010	BRYAN J CROSIER	04/20/2020	50,000.00	.000	04/14/2021	50,000.00	.000	14
AG2003071	245371	3010	CLIFTON FAMILY FARM PARTN	04/20/2020	150,000.00	.000	04/14/2021	150,000.00	.000	14
AG2003360	245372	3010	PAUL D BROWN	04/20/2020	150,000.00	.000	04/14/2021	150,000.00	.000	14
AG2003089	245373	3010	CLINTON BEAVERS	04/20/2020	150,000.00	.000	04/14/2021	150,000.00	.000	14
AG2003378	245374	3010	DAVID C WILLIAMS	04/20/2020	150,000.00	.000	04/14/2021	150,000.00	.000	14
AG2003386	245375	3010	HISER SEEDS LLC	04/20/2020	150,000.00	.000	04/14/2021	150,000.00	.000	14
AG2003394	245376	3010	MARVIN C GARRISON	04/20/2020	35,000.00	.000	04/14/2021	35,000.00	.000	14
AG2003097	245377	3010	JWJ CAUDILL FARMS LLC	04/20/2020	150,000.00	.000	04/14/2021	150,000.00	.000	14
AG2003105	245378	3010	DAVID ANGLES	04/20/2020	150,000.00	.000	04/14/2021	150,000.00	.000	14
AG2003402	245379	3010	RYAN SKEENS	04/20/2020	40,000.00	.000	04/14/2021	40,000.00	.000	14
AG2003485	245380	3010	JACK PATEK	04/20/2020	100,000.00	.000	04/14/2021	100,000.00	.000	14
AG2003493	245381	3010	JOHN GROSS	04/20/2020	20,000.00	.000	04/14/2021	20,000.00	.000	14
AG2003501	245382	3010	BRENT STUDENKA	04/20/2020	100,000.00	.000	04/14/2021	100,000.00	.000	14
AG2003519	245383	3010	RON JOE LUMBREZER FARM L	04/20/2020	40,500.00	.000	04/14/2021	40,500.00	.000	14
AG2003527	245384	3010	KEITH TRUCKOR	04/20/2020	150,000.00	.000	04/14/2021	150,000.00	.000	14
AG2003535	245385	3010	LARRY VANDENBUSCHE	04/20/2020	80,000.00	.000	04/14/2021	80,000.00	.000	14
AG2003543	245386	3010	SZABO FARMS LLC	04/20/2020	150,000.00	.000	04/14/2021	150,000.00	.000	14



Run Date: 4/5/2021 4:53:48 AM

Investments Outstanding As Of Date: 3/31/2021

INVENTORY BY MATURITY REPORT

CUSIP	Investment #	Fund	Issuer	Purchase Date	Current Book	Current Rate	Maturity Date	Current Par	YTM	Days to Maturity
AG2003600	245387	3010	DONALD BUCKENMEYER	04/20/2020	100,000.00	.000	04/14/2021	100,000.00	.000	14
AG2003550	245388	3010	HUSKINS FARMS	04/20/2020	150,000.00	.000	04/14/2021	150,000.00	.000	14
AG2003618	245389	3010	STEPHEN BETTINGER	04/20/2020	35,095.00	.000	04/14/2021	35,095.00	.000	14
AG2003626	245390	3010	M & P EISEL FARMS LLC	04/20/2020	125,000.00	.000	04/14/2021	125,000.00	.000	14
AG2003634	245391	3010	WILLIAM J BUCKENMEYER	04/20/2020	135,000.00	.000	04/14/2021	135,000.00	.000	14
AG2003642	245392	3010	JAN SHULL	04/20/2020	65,000.00	.000	04/14/2021	65,000.00	.000	14
AG2003568	245393	3010	SCOTT GILLEN	04/20/2020	100,000.00	.000	04/14/2021	100,000.00	.000	14
AG2003576	245394	3010	SIMON FAMILY FARM	04/20/2020	150,000.00	.000	04/14/2021	150,000.00	.000	14
AG2003584	245395	3010	JUSTIN SZABO	04/20/2020	150,000.00	.000	04/14/2021	150,000.00	.000	14
AG2003592	245396	3010	BRANDON TRUCKOR	04/20/2020	50,000.00	.000	04/14/2021	50,000.00	.000	14
AG2003659	245397	3010	JON SHARP	04/20/2020	150,000.00	.000	04/14/2021	150,000.00	.000	14
AG2003774	245398	3010	JAMES FARMS LLC	04/20/2020	150,000.00	.000	04/14/2021	150,000.00	.000	14
AG2004038	245399	3010	MILLCREEK GARDENS LLC	04/20/2020	150,000.00	.000	04/14/2021	150,000.00	.000	14
AG2003782	245400	3010	RHOADES FARMS	04/20/2020	150,000.00	.000	04/14/2021	150,000.00	.000	14
AG2003790	245401	3010	DAWSON FARMS INC	04/20/2020	150,000.00	.000	04/14/2021	150,000.00	.000	14
AG2003725	245402	3010	ROGERS FARMLAND MANAGE	04/20/2020	150,000.00	.000	04/14/2021	150,000.00	.000	14
AG2003733	245403	3010	JMR FARMS	04/20/2020	150,000.00	.000	04/14/2021	150,000.00	.000	14
AG2003741	245404	3010	DAMRON FARMS	04/20/2020	15,500.00	.000	04/14/2021	15,500.00	.000	14
AG2003758	245405	3010	CONDIT FARMS	04/20/2020	150,000.00	.000	04/14/2021	150,000.00	.000	14
AG2003766	245406	3010	JUSTICE LAND AND CATTLE C	04/20/2020	150,000.00	.000	04/14/2021	150,000.00	.000	14
AG2003998	245407	3010	LONE WOLFE ACRES	04/20/2020	50,000.00	.000	04/14/2021	50,000.00	.000	14
AG2004004	245408	3010	NOAH KEMP	04/20/2020	50,000.00	.000	04/14/2021	50,000.00	.000	14
AG2004012	245409	3010	KEMP & SONS FARMS LLC	04/20/2020	150,000.00	.000	04/14/2021	150,000.00	.000	14
AG2003683	245410	3010	RONALD RITTENHOUSE	04/20/2020	150,000.00	.000	04/14/2021	150,000.00	.000	14
AG2003691	245411	3010	WAYMIRE FAMILYS FARMS	04/20/2020	150,000.00	.000	04/14/2021	150,000.00	.000	14
AG2003865	245412	3010	MARK MARKLEY	04/20/2020	150,000.00	.000	04/14/2021	150,000.00	.000	14
AG2003709	245413	3010	HARBAGE BROS FARMING CO	04/20/2020	150,000.00	.000	04/14/2021	150,000.00	.000	14
AG2003717	245414	3010	EVANS CATTLE CO INC	04/20/2020	150,000.00	.000	04/14/2021	150,000.00	.000	14
AG2003832	245415	3010	JEREMY GILDOW	04/20/2020	35,000.00	.000	04/14/2021	35,000.00	.000	14
AG2003840	245416	3010	TIM LYDEN FARMS	04/20/2020	108,000.00	.000	04/14/2021	108,000.00	.000	14
AG2003857	245417	3010	CRAIG FARMS	04/20/2020	30,000.00	.000	04/14/2021	30,000.00	.000	14
AG2004046	245418	3010	MICHAEL R OMAN	04/20/2020	70,000.00	.000	04/14/2021	70,000.00	.000	14
AG2003824	245419	3010	HALLEY ACKLEY	04/20/2020	110,000.00	.000	04/14/2021	110,000.00	.000	14



Run Date: 4/5/2021 4:53:48 AM

Investments Outstanding As Of Date: 3/31/2021

INVENTORY BY MATURITY REPORT

CUSIP	Investment #	Fund	Issuer	Purchase Date	Current Book	Current Rate	Maturity Date	Current Par	YTM	Days to Maturity
AG2004053	245420	3010	JEFF ROBINSON FARMSLLC	04/20/2020	150,000.00	.000	04/14/2021	150,000.00	.000	14
AG2003675	245421	3010	DAVID CRAWFORD	04/20/2020	100,000.00	.000	04/14/2021	100,000.00	.000	14
AG2004210	245422	3010	PHELPS FARMS INC	04/20/2020	150,000.00	.000	04/14/2021	150,000.00	.000	14
AG2003980	245423	3010	BRAD MATTIX	04/20/2020	150,000.00	.000	04/14/2021	150,000.00	.000	14
AG2004186	245424	3010	LOCIN FARM LLC	04/20/2020	50,000.00	.000	04/14/2021	50,000.00	.000	14
AG2004194	245425	3010	JETT REGULA	04/20/2020	80,000.00	.000	04/14/2021	80,000.00	.000	14
AG2004103	245426	3010	ROBERT HALLEY	04/20/2020	25,000.00	.000	04/14/2021	25,000.00	.000	14
AG2004111	245427	3010	LEEDS BROTHERS LLC	04/20/2020	120,000.00	.000	04/14/2021	120,000.00	.000	14
AG2004202	245428	3010	DARRISON COOK	04/20/2020	150,000.00	.000	04/14/2021	150,000.00	.000	14
AG2003923	245429	3010	JEFFREY HOSTETLER	04/20/2020	80,000.00	.000	04/14/2021	80,000.00	.000	14
AG2004129	245430	3010	MITCHELLS BERRIES LLC	04/20/2020	15,000.00	.000	04/14/2021	15,000.00	.000	14
AG2004137	245431	3010	JAMES WATKINS	04/20/2020	100,000.00	.000	04/14/2021	100,000.00	.000	14
AG2003873	245432	3010	KRAMER HOMESTEAD INC.	04/20/2020	150,000.00	.000	04/14/2021	150,000.00	.000	14
AG2003816	245433	3010	JJ WALTON FARMSLLC	04/20/2020	150,000.00	.000	04/14/2021	150,000.00	.000	14
AG2003881	245434	3010	KYLE HOSTETLER	04/20/2020	100,000.00	.000	04/14/2021	100,000.00	.000	14
AG2003899	245435	3010	H&J FARMS LLC	04/20/2020	150,000.00	.000	04/14/2021	150,000.00	.000	14
AG2003907	245436	3010	HOSTETLER FAMILY FARMS LL	04/20/2020	150,000.00	.000	04/14/2021	150,000.00	.000	14
AG2003915	245437	3010	JOHN KAUFFMAN JR	04/20/2020	150,000.00	.000	04/14/2021	150,000.00	.000	14
AG2004145	245438	3010	RAYMOND KUHNS	04/20/2020	100,000.00	.000	04/14/2021	100,000.00	.000	14
AG2004152	245439	3010	MARK KISE	04/20/2020	110,000.00	.000	04/14/2021	110,000.00	.000	14
AG2004160	245440	3010	GUY GREEN	04/20/2020	150,000.00	.000	04/14/2021	150,000.00	.000	14
AG2004178	245441	3010	SCHEIDERER FARMS	04/20/2020	150,000.00	.000	04/14/2021	150,000.00	.000	14
AG2004020	245442	3010	CROOK AND VIGILLCC	04/20/2020	150,000.00	.000	04/14/2021	150,000.00	.000	14
AG2004095	245443	3010	JAMES MONROE	04/20/2020	120,000.00	.000	04/14/2021	120,000.00	.000	14
AG2003931	245444	3010	MAPLE LANE FAMILY FARMS, L	04/20/2020	150,000.00	.000	04/14/2021	150,000.00	.000	14
AG2003808	245445	3010	BENJAMIN WATKINS	04/20/2020	140,000.00	.000	04/14/2021	140,000.00	.000	14
AG2003949	245446	3010	JEFFREY WALL	04/20/2020	125,000.00	.000	04/14/2021	125,000.00	.000	14
AG2004061	245447	3010	COREY HALL	04/20/2020	90,000.00	.000	04/14/2021	90,000.00	.000	14
AG2003956	245448	3010	SUNNY LANE FARM	04/20/2020	150,000.00	.000	04/14/2021	150,000.00	.000	14
AG2003964	245449	3010	NAVE-FIELD FARMSLLC	04/20/2020	150,000.00	.000	04/14/2021	150,000.00	.000	14
AG2003972	245450	3010	D & S FAMILY FARMS LTD	04/20/2020	150,000.00	.000	04/14/2021	150,000.00	.000	14
AG2004079	245451	3010	JACK PURDY	04/20/2020	150,000.00	.000	04/14/2021	150,000.00	.000	14
AG2004087	245452	3010	JONATHAN PURDY	04/20/2020	150,000.00	.000	04/14/2021	150,000.00	.000	14



Run Date: 4/5/2021 4:53:48 AM

Investments Outstanding As Of Date: 3/31/2021

## INVENTORY BY MATURITY REPORT

CUSIP	Investment #	Fund	Issuer	Purchase Date	Current Book	Current Rate	Maturity Date	Current Par	YTM	Days to Maturity
AG2003667	245453	3010	THOMAS PURDY	04/20/2020	150,000.00	.000	04/14/2021	150,000.00	.000	14
AG2004285	245454	3010	BRYAN DEPPEN	04/20/2020	150,000.00	.000	04/14/2021	150,000.00	.000	14
AG2004301	245455	3010	STEVEN OBERHOLTZER	04/20/2020	150,000.00	.000	04/14/2021	150,000.00	.000	14
AG2004293	245456	3010	NORMAN OBERHOLTZER	04/20/2020	75,000.00	.000	04/14/2021	75,000.00	.000	14
AG2004350	245457	3010	WALTER FAMILY FARMS LLC	04/20/2020	75,000.00	.000	04/14/2021	75,000.00	.000	14
AG2004236	245458	3010	LOREN NEWSWANGER	04/20/2020	150,000.00	.000	04/14/2021	150,000.00	.000	14
AG2004244	245459	3010	LAWRENCE ZIMMERMAN	04/20/2020	150,000.00	.000	04/14/2021	150,000.00	.000	14
AG2004228	245462	3010	JAMES ROSSMAN	04/20/2020	120,000.00	.000	04/14/2021	120,000.00	.000	14
AG2004327	245463	3010	ALVIN OBERHOLTZER	04/20/2020	130,000.00	.000	04/14/2021	130,000.00	.000	14
AG2004269	245464	3010	JOHN PERRY	04/20/2020	150,000.00	.000	04/14/2021	150,000.00	.000	14
AG2004368	245465	3010	BENNY RITZ	04/20/2020	150,000.00	.000	04/14/2021	150,000.00	.000	14
AG2004335	245466	3010	WITTMER CATTLE FARMS LTD	04/20/2020	150,000.00	.000	04/14/2021	150,000.00	.000	14
AG2004343	245467	3010	LUCAS WITTMER	04/20/2020	150,000.00	.000	04/14/2021	150,000.00	.000	14
AG2004376	245468	3010	RONALD KING	04/20/2020	60,000.00	.000	04/14/2021	60,000.00	.000	14
AG2004277	245469	3010	MICHAEL BROWN	04/20/2020	60,000.00	.000	04/14/2021	60,000.00	.000	14
3133ELWL4	245476	1000	FFCB AGRIBANK DEBENTURE	04/20/2020	5,000,000.00	.500	04/14/2021	5,000,000.00	.500	14
AG2005381	245495	3010	BRIDENBAUGH FM HERTI FAR	04/21/2020	25,000.00	.001	04/14/2021	25,000.00	.001	14
AG2005134	245496	3010	RICHARD BIXEL	04/21/2020	150,000.00	.001	04/14/2021	150,000.00	.001	14
AG2005464	245497	3010	W W HUTTINGER	04/21/2020	100,000.00	.001	04/14/2021	100,000.00	.001	14
AG2005142	245498	3010	ZACHARY PAINTER	04/21/2020	10,000.00	.001	04/14/2021	10,000.00	.001	14
AG2005159	245499	3010	JAMES WILLIAMS III	04/21/2020	50,000.00	.001	04/14/2021	50,000.00	.001	14
AG2005167	245500	3010	ROBERT L RIEMAN	04/21/2020	120,000.00	.001	04/14/2021	120,000.00	.001	14
AG2005266	245501	3010	JEFF MAY	04/21/2020	47,500.00	.001	04/14/2021	47,500.00	.001	14
AG2005332	245502	3010	BEAVERDAM CONTRACTING I	04/21/2020	150,000.00	.001	04/14/2021	150,000.00	.001	14
AG2005274	245503	3010	ALEX JONES	04/21/2020	50,000.00	.001	04/14/2021	50,000.00	.001	14
AG2005423	245504	3010	BRICKNER FARM SERVICE LLC	04/21/2020	150,000.00	.001	04/14/2021	150,000.00	.001	14
AG2005431	245505	3010	EDWARD BRICKNER	04/21/2020	65,000.00	.001	04/14/2021	65,000.00	.001	14
AG2005282	245506	3010	MICHAEL FRANTZ	04/21/2020	30,000.00	.001	04/14/2021	30,000.00	.001	14
AG2005340	245507	3010	WILLIAMS FARMS LLC	04/21/2020	150,000.00	.001	04/14/2021	150,000.00	.001	14
AG2005290	245508	3010	PATRICK BOYLES	04/21/2020	50,000.00	.001	04/14/2021	50,000.00	.001	14
AG2005449	245509	3010	DUSTIN MILLER	04/21/2020	50,000.00	.001	04/14/2021	50,000.00	.001	14
AG2005308	245510	3010	LYNN COLLERT	04/21/2020	40,000.00	.001	04/14/2021	40,000.00	.001	14
AG2005175	245511	3010	HERSHBERGER FARM LLC	04/21/2020	100,000.00	.001	04/14/2021	100,000.00	.001	14





Run Date: 4/5/2021 4:53:48 AM

Investments Outstanding As Of Date: 3/31/2021

## INVENTORY BY MATURITY REPORT

CUSIP	Investment #	Fund	Issuer	Purchase Date	Current Book	Current Rate	Maturity Date	Current Par	YTM	Days to Maturity
AG2005258	245512	3010	TRI Z INC	04/21/2020	150,000.00	.001	04/14/2021	150,000.00	.001	14
AG2005183	245513	3010	DEAN BIXEL	04/21/2020	150,000.00	.001	04/14/2021	150,000.00	.001	14
AG2005191	245514	3010	ROBERT ZIMMERMAN	04/21/2020	150,000.00	.001	04/14/2021	150,000.00	.001	14
AG2005399	245515	3010	TNT FARMS LLC	04/21/2020	150,000.00	.001	04/14/2021	150,000.00	.001	14
AG2005407	245516	3010	SCHUMACHER BASINGER LLC	04/21/2020	150,000.00	.001	04/14/2021	150,000.00	.001	14
AG2005316	245517	3010	JERRY FRANTZ	04/21/2020	100,000.00	.001	04/14/2021	100,000.00	.001	14
AG2005324	245518	3010	NEAL HARRIS	04/21/2020	150,000.00	.001	04/14/2021	150,000.00	.001	14
AG2005357	245519	3010	G R FARMS FLP	04/21/2020	150,000.00	.001	04/14/2021	150,000.00	.001	14
AG2005456	245520	3010	JOHN GAZAREK	04/21/2020	130,000.00	.001	04/14/2021	130,000.00	.001	14
AG2005415	245521	3010	ANTHONY E. HOFFMAN	04/21/2020	12,000.00	.001	04/14/2021	12,000.00	.001	14
AG2005209	245522	3010	ROBERT ERNEST	04/21/2020	120,000.00	.001	04/14/2021	120,000.00	.001	14
AG2005217	245523	3010	KORY HEFNER	04/21/2020	25,000.00	.001	04/14/2021	25,000.00	.001	14
AG2005241	245524	3010	KENNETH R DIBERT	04/21/2020	85,000.00	.001	04/14/2021	85,000.00	.001	14
AG2005225	245525	3010	BRIAN HERSHBERGER	04/21/2020	80,000.00	.001	04/14/2021	80,000.00	.001	14
AG2005365	245527	3010	DANIEL KELLER	04/21/2020	150,000.00	.001	04/14/2021	150,000.00	.001	14
AG2005373	245528	3010	CODY RODABAUGH	04/21/2020	100,000.00	.001	04/14/2021	100,000.00	.001	14
AG2004426	245545	3010	TIMOTHY SHELINE	04/22/2020	150,000.00	.001	04/14/2021	150,000.00	.001	14
AG2004434	245546	3010	CHARLES BRESLER	04/22/2020	150,000.00	.001	04/14/2021	150,000.00	.001	14
AG2004442	245547	3010	GARY VOLLMAR	04/22/2020	100,000.00	.001	04/14/2021	100,000.00	.001	14
AG2004459	245548	3010	JOHN YOUNG	04/22/2020	150,000.00	.001	04/14/2021	150,000.00	.001	14
AG2004384	245549	3010	ROCKY FORD ACRES LLC	04/22/2020	150,000.00	.001	04/14/2021	150,000.00	.001	14
AG2004418	245550	3010	HARRISON TRAIL FARMS	04/22/2020	100,000.00	.001	04/14/2021	100,000.00	.001	14
AG2004483	245551	3010	MICHAEL DIERKSHEIDE	04/22/2020	150,000.00	.001	04/14/2021	150,000.00	.001	14
AG2004491	245552	3010	DIERKSHEIDE BROTHERS LLC	04/22/2020	150,000.00	.001	04/14/2021	150,000.00	.001	14
AG2004509	245553	3010	TRAVIS HARRISON	04/22/2020	150,000.00	.001	04/14/2021	150,000.00	.001	14
AG2004392	245554	3010	CLEAR VIEW FARMS	04/22/2020	150,000.00	.001	04/14/2021	150,000.00	.001	14
AG2004400	245555	3010	MARK BOSS	04/22/2020	150,000.00	.001	04/14/2021	150,000.00	.001	14
AG2004517	245556	3010	RICHARD WALTERS	04/22/2020	150,000.00	.001	04/14/2021	150,000.00	.001	14
AG2004525	245557	3010	MATTHEW WALTERS	04/22/2020	100,000.00	.001	04/14/2021	100,000.00	.001	14
AG2004574	245558	3010	WULFF FARMS	04/22/2020	150,000.00	.001	04/14/2021	150,000.00	.001	14
AG2004533	245559	3010	JONATHON LANG	04/22/2020	50,000.00	.001	04/14/2021	50,000.00	.001	14
AG2004541	245560	3010	ECKEL GRAIN FARMS LTD	04/22/2020	150,000.00	.001	04/14/2021	150,000.00	.001	14
AG2004558	245561	3010	BRIAN ANDERSON	04/22/2020	100,000.00	.001	04/14/2021	100,000.00	.001	14



Run Date: 4/5/2021 4:53:48 AM

Investments Outstanding As Of Date: 3/31/2021

## INVENTORY BY MATURITY REPORT

CUSIP	Investment #	Fund	Issuer	Purchase Date	Current Book	Current Rate	Maturity Date	Current Par	YTM	Days to Maturity
AG2004566	245562	3010	THE ECKEL CATTLE COMPANY	04/22/2020	150,000.00	.001	04/14/2021	150,000.00	.001	14
AG2004467	245566	3010	JOHN WONDERLY	04/22/2020	125,000.00	.001	04/14/2021	125,000.00	.001	14
AG2004475	245568	3010	DAN CHARM POTTER JOINT V	04/22/2020	150,000.00	.001	04/14/2021	150,000.00	.001	14
AG2005589	245606	3010	KENNETH SCHROEDER	04/24/2020	100,000.00	.001	04/14/2021	100,000.00	.001	14
AG2005571	245607	3010	HAROLD ROY	04/24/2020	150,000.00	.001	04/14/2021	150,000.00	.001	14
AG2005472	245608	3010	RODNEY NIESE	04/24/2020	100,000.00	.001	04/14/2021	100,000.00	.001	14
AG2005613	245609	3010	GERALD HASELMAN	04/24/2020	65,000.00	.001	04/14/2021	65,000.00	.001	14
AG2005498	245610	3010	OSCAR S SCHROEDER	04/24/2020	150,000.00	.001	04/14/2021	150,000.00	.001	14
AG2005548	245611	3010	LEONARD MICHEL	04/24/2020	100,000.00	.001	04/14/2021	100,000.00	.001	14
AG2005480	245612	3010	DENNIS STEFFAN	04/24/2020	50,000.00	.001	04/14/2021	50,000.00	.001	14
AG2005605	245613	3010	TIMOTHY SCHROEDER	04/24/2020	50,000.00	.001	04/14/2021	50,000.00	.001	14
AG2005555	245614	3010	JOE SCHROEDER	04/24/2020	100,000.00	.001	04/14/2021	100,000.00	.001	14
AG2005597	245615	3010	DANNY ROE	04/24/2020	150,000.00	.001	04/14/2021	150,000.00	.001	14
AG2005654	245616	3010	GARY NIESE	04/24/2020	150,000.00	.001	04/14/2021	150,000.00	.001	14
AG2005621	245617	3010	ROGER NIESE	04/24/2020	90,000.00	.001	04/14/2021	90,000.00	.001	14
AG2005639	245618	3010	CHAD AND JASON PESTER	04/24/2020	90,000.00	.001	04/14/2021	90,000.00	.001	14
AG2005662	245619	3010	CHARLES SCHECKELHOFF	04/24/2020	100,000.00	.001	04/14/2021	100,000.00	.001	14
AG2005530	245620	3010	PALTE FARMS	04/24/2020	150,000.00	.001	04/14/2021	150,000.00	.001	14
AG2005506	245621	3010	MANGAS FAMILY FARMS LLC	04/24/2020	150,000.00	.001	04/14/2021	150,000.00	.001	14
AG2005688	245622	3010	RA SCHROEDER FARMS INC	04/24/2020	150,000.00	.001	04/14/2021	150,000.00	.001	14
AG2005563	245623	3010	GARY DIANA ORDWAY	04/24/2020	80,000.00	.001	04/14/2021	80,000.00	.001	14
AG2005670	245624	3010	RYAN BETH ORDWAY	04/24/2020	100,000.00	.001	04/14/2021	100,000.00	.001	14
AG2005514	245625	3010	MOENING FARMS LLC	04/24/2020	150,000.00	.001	04/14/2021	150,000.00	.001	14
AG2005522	245626	3010	HASELMAN BROS	04/24/2020	150,000.00	.001	04/14/2021	150,000.00	.001	14
AG2005647	245627	3010	JEFFREY STEFFAN	04/24/2020	150,000.00	.001	04/14/2021	150,000.00	.001	14
AG2005811	245650	3010	TATE FARMS	05/01/2020	150,000.00	.001	04/14/2021	150,000.00	.001	14
AG2005829	245651	3010	DOUGHTY VALLEY HOLSTEINS	05/01/2020	150,000.00	.001	04/14/2021	150,000.00	.001	14
AG2006058	245652	3010	MARK AND CARLA FRANK	05/01/2020	150,000.00	.001	04/14/2021	150,000.00	.001	14
AG2005837	245653	3010	ROY ANDREW LEID	05/01/2020	22,500.00	.001	04/14/2021	22,500.00	.001	14
AG2006181	245654	3010	RUDY MAIBACH	05/01/2020	50,000.00	.001	04/14/2021	50,000.00	.001	14
AG2006199	245655	3010	DALEWYN C JULIE M MARTIN	05/01/2020	50,000.00	.001	04/14/2021	50,000.00	.001	14
AG2006207	245656	3010	MARTINS HILLCREST FARM LL	05/01/2020	100,000.00	.001	04/14/2021	100,000.00	.001	14
AG2006215	245657	3010	STEVE AND KATHY MARTIN	05/01/2020	125,000.00	.001	04/14/2021	125,000.00	.001	14



Run Date: 4/5/2021 4:53:48 AM

Investments Outstanding As Of Date: 3/31/2021

INVENTORY BY MATURITY REPORT

CUSIP	Investment #	Fund	Issuer	Purchase Date	Current Book	Current Rate	Maturity Date	Current Par	YTM	Days to Maturity
AG2005704	245658	3010	JERRY A ANN M MCNEIL	05/01/2020	150,000.00	.001	04/14/2021	150,000.00	.001	14
AG2005845	245659	3010	BRYAN MILLER	05/01/2020	40,000.00	.001	04/14/2021	40,000.00	.001	14
AG2005845	245660	3010	HAROLD MARGARET MILLER	05/01/2020	75,237.00	.001	04/14/2021	75,237.00	.001	14
AG2006017	245661	3010	IVAN BURKHOLDER	05/01/2020	50,000.00	.001	04/14/2021	50,000.00	.001	14
AG2006223	245662	3010	FOUR WINDS FARMS LTD	05/01/2020	125,000.00	.001	04/14/2021	125,000.00	.001	14
AG2006231	245663	3010	ADRIAN ALYSSA BEERY	05/01/2020	150,000.00	.001	04/14/2021	150,000.00	.001	14
AG2006249	245664	3010	BLUE RIDGE FARMS LLC	05/01/2020	150,000.00	.001	04/14/2021	150,000.00	.001	14
AG2006256	245665	3010	HILLSIDE FEED HAY SUPPLY L	05/01/2020	30,000.00	.001	04/14/2021	30,000.00	.001	14
AG2006264	245666	3010	DANIEL C MILLER	05/01/2020	45,000.00	.001	04/14/2021	45,000.00	.001	14
AG2005720	245667	3010	AARON ANNA NOLT	05/01/2020	50,000.00	.001	04/14/2021	50,000.00	.001	14
AG2005860	245668	3010	SPRANGS FAIRVIEW FARM LL	05/01/2020	150,000.00	.001	04/14/2021	150,000.00	.001	14
AG2006272	245669	3010	STEINER EQUIPMENT LLC	05/01/2020	42,000.00	.001	04/14/2021	42,000.00	.001	14
AG2005878	245670	3010	SWEET BREEZE FARMS EXCAV	05/01/2020	150,000.00	.001	04/14/2021	150,000.00	.001	14
AG2006066	245671	3010	WILLIAM AND VICKIE ROHR	05/01/2020	150,000.00	.001	04/14/2021	150,000.00	.001	14
AG2005696	245672	3010	RINGBYRE JERSEYS LLC	05/01/2020	100,000.00	.001	04/14/2021	100,000.00	.001	14
AG2006280	245673	3010	ATLEE SWARTZENTRUBER	05/01/2020	50,250.00	.001	04/14/2021	50,250.00	.001	14
AG2005969	245674	3010	ROBINSON VALLEY RUN FARM	05/01/2020	50,000.00	.001	04/14/2021	50,000.00	.001	14
AG2006157	245675	3010	DOUBLE K FARMS	05/01/2020	57,750.00	.001	04/14/2021	57,750.00	.001	14
AG2005886	245676	3010	AGRI SOILS LTD	05/01/2020	150,000.00	.001	04/14/2021	150,000.00	.001	14
AG2006074	245677	3010	AMOS LIVESTOCK EQUIPMENT	05/01/2020	80,000.00	.001	04/14/2021	80,000.00	.001	14
AG2006082	245678	3010	SETH AMOS	05/01/2020	100,000.00	.001	04/14/2021	100,000.00	.001	14
AG2006298	245679	3010	JAY JEWEL AMSTUTZ	05/01/2020	30,000.00	.001	04/14/2021	30,000.00	.001	14
AG2005977	245680	3010	ARMFELT ACRES	05/01/2020	60,000.00	.001	04/14/2021	60,000.00	.001	14
AG2006306	245681	3010	DONALD R AND JESSICA BAD	05/01/2020	120,000.00	.001	04/14/2021	120,000.00	.001	14
AG2006314	245682	3010	JOHN LINDA BADGER	05/01/2020	150,000.00	.001	04/14/2021	150,000.00	.001	14
AG2006322	245683	3010	BENJAMIN JOANNA BALTZLY	05/01/2020	10,000.00	.001	04/14/2021	10,000.00	.001	14
AG2006330	245684	3010	RANDALL E BERRY	05/01/2020	95,000.00	.001	04/14/2021	95,000.00	.001	14
AG2006348	245685	3010	BRENEMAN FARMS INC	05/01/2020	50,000.00	.001	04/14/2021	50,000.00	.001	14
AG2006025	245688	3010	EUGENE MARY A BURKHOLDE	05/01/2020	150,000.00	.001	04/14/2021	150,000.00	.001	14
AG2006033	245689	3010	SAMUEL BURKHOLDER	05/01/2020	60,000.00	.001	04/14/2021	60,000.00	.001	14
AG2006355	245690	3010	CANAAN CATTLE GRAIN LLC	05/01/2020	42,000.00	.001	04/14/2021	42,000.00	.001	14
AG2006363	245691	3010	CANAAN SUPPLY LLC	05/01/2020	20,000.00	.001	04/14/2021	20,000.00	.001	14
AG2006371	245692	3010	CNTND ACRS GRZLND JRSYS L	05/01/2020	50,000.00	.001	04/14/2021	50,000.00	.001	14



Run Date: 4/5/2021 4:53:48 AM

Investments Outstanding As Of Date: 3/31/2021

## INVENTORY BY MATURITY REPORT

CUSIP	Investment #	Fund	Issuer	Purchase Date	Current Book	Current Rate	Maturity Date	Current Par	YTM	Days to Maturity
AG2006389	245693	3010	CARMONY FARMS LTD	05/01/2020	150,000.00	.001	04/14/2021	150,000.00	.001	14
AG2006397	245694	3010	CATAPADALE DAIRY LTD	05/01/2020	150,000.00	.001	04/14/2021	150,000.00	.001	14
AG2006405	245695	3010	CIRCLE J FARMS LLC	05/01/2020	150,000.00	.001	04/14/2021	150,000.00	.001	14
AG2006413	245696	3010	CLAR LAIN FARM LLC	05/01/2020	150,000.00	.001	04/14/2021	150,000.00	.001	14
AG2006421	245697	3010	DJR FARM LLC	05/01/2020	10,000.00	.001	04/14/2021	10,000.00	.001	14
AG2006439	245698	3010	DAVEL FARMS INC	05/01/2020	100,000.00	.001	04/14/2021	100,000.00	.001	14
AG2006447	245699	3010	DOTTERER FARMS LLC	05/01/2020	150,000.00	.001	04/14/2021	150,000.00	.001	14
AG2006454	245700	3010	DOUGLASS GRAIN FARMS LLC	05/01/2020	150,000.00	.001	04/14/2021	150,000.00	.001	14
AG2005738	245701	3010	ROBERT AND CYNTHIA FARQU	05/01/2020	150,000.00	.001	04/14/2021	150,000.00	.001	14
AG2006462	245702	3010	ROGER FEATHER	05/01/2020	100,000.00	.001	04/14/2021	100,000.00	.001	14
AG2006470	245703	3010	FIVE POINTS FARM LLC	05/01/2020	150,000.00	.001	04/14/2021	150,000.00	.001	14
AG2006488	245704	3010	GASSER FARMS LLC	05/01/2020	150,000.00	.001	04/14/2021	150,000.00	.001	14
AG2006496	245705	3010	KRAIG GASSER	05/01/2020	50,000.00	.001	04/14/2021	50,000.00	.001	14
AG2006504	245706	3010	NATHAN GASSER	05/01/2020	100,000.00	.001	04/14/2021	100,000.00	.001	14
AG2006512	245707	3010	GEITGEY FARMS LLC	05/01/2020	35,000.00	.001	04/14/2021	35,000.00	.001	14
AG2006520	245708	3010	ROBERT AND AMY GRABER	05/01/2020	75,000.00	.001	04/14/2021	75,000.00	.001	14
AG2006538	245709	3010	BENJAMIN L GOOD	05/01/2020	40,000.00	.001	04/14/2021	40,000.00	.001	14
AG2006546	245710	3010	JONATHAN D MARTHA G GOO	05/01/2020	75,000.00	.001	04/14/2021	75,000.00	.001	14
AG2006553	245711	3010	RICHARD L BETHANY J GOOD	05/01/2020	35,000.00	.001	04/14/2021	35,000.00	.001	14
AG2006561	245712	3010	RICHARD GRAHAM	05/01/2020	100,000.00	.001	04/14/2021	100,000.00	.001	14
AG2006579	245713	3010	BRIAN GORTNER	05/01/2020	150,000.00	.001	04/14/2021	150,000.00	.001	14
AG2006587	245714	3010	JOSHUA D MYLA A HERSHBER	05/01/2020	60,000.00	.001	04/14/2021	60,000.00	.001	14
AG2006595	245715	3010	HODGE FARMS LLC	05/01/2020	100,000.00	.001	04/14/2021	100,000.00	.001	14
AG2006603	245716	3010	STEVE HOISINGTON	05/01/2020	150,000.00	.001	04/14/2021	150,000.00	.001	14
AG2006165	245717	3010	STEVEN AND SHAWN KACERS	05/01/2020	150,000.00	.001	04/14/2021	150,000.00	.001	14
AG2006611	245718	3010	JAMES AND JANET KASSERMA	05/01/2020	100,000.00	.001	04/14/2021	100,000.00	.001	14
AG2006009	245719	3010	MASON KISAMORE	05/01/2020	50,000.00	.001	04/14/2021	50,000.00	.001	14
AG2005985	245720	3010	KLEVER HOLSTEIN FRM LIMIT	05/01/2020	86,000.00	.001	04/14/2021	86,000.00	.001	14
AG2005746	245721	3010	CLINT J CASSANDRA K KEENE	05/01/2020	145,000.00	.001	04/14/2021	145,000.00	.001	14
AG2006090	245722	3010	BENJAMIN KLICK	05/01/2020	65,000.00	.001	04/14/2021	65,000.00	.001	14
AG2005753	245723	3010	REGAN A LAURA A KLINE	05/01/2020	40,212.00	.001	04/14/2021	40,212.00	.001	14
AG2005894	245724	3010	LANG VUE FARMS LTD	05/01/2020	125,000.00	.001	04/14/2021	125,000.00	.001	14
AG2006629	245725	3010	LOREN LARRY DARRELL STEIN	05/01/2020	50,000.00	.001	04/14/2021	50,000.00	.001	14



Run Date: 4/5/2021 4:53:48 AM

Investments Outstanding As Of Date: 3/31/2021

INVENTORY BY MATURITY REPORT

CUSIP	Investment #	Fund	Issuer	Purchase Date	Current Book	Current Rate	Maturity Date	Current Par	YTM	Days to Maturity
AG2006637	245726	3010	JENTES FARMING OPERATION	05/01/2020	150,000.00	.001	04/14/2021	150,000.00	.001	14
AG2006645	245727	3010	JENTES CUSTOM FARMING LT	05/01/2020	150,000.00	.001	04/14/2021	150,000.00	.001	14
AG2006652	245728	3010	PAUL FANNIE MILLER	05/01/2020	20,000.00	.001	04/14/2021	20,000.00	.001	14
AG2006660	245729	3010	MOOREFIELD FARMS	05/01/2020	150,000.00	.001	04/14/2021	150,000.00	.001	14
AG2006678	245730	3010	JAMES AND LINDA MOSHER	05/01/2020	85,000.00	.001	04/14/2021	85,000.00	.001	14
AG2006108	245731	3010	JONATHAN AND ABBEY NORM	05/01/2020	125,000.00	.001	04/14/2021	125,000.00	.001	14
AG2005902	245732	3010	OPEN ROAD FARM LTD	05/01/2020	100,000.00	.001	04/14/2021	100,000.00	.001	14
AG2006116	245733	3010	PARKER FARMS	05/01/2020	75,000.00	.001	04/14/2021	75,000.00	.001	14
AG2006686	245734	3010	PLEASANT VALE DAIRY INC	05/01/2020	150,000.00	.001	04/14/2021	150,000.00	.001	14
AG2006694	245735	3010	PEBBLE FARM	05/01/2020	20,000.00	.001	04/14/2021	20,000.00	.001	14
AG2005803	245736	3010	CRAIG T LINDA L POWELL	05/01/2020	100,000.00	.001	04/14/2021	100,000.00	.001	14
AG2006702	245737	3010	BENJAMIN AND MELISSA REH	05/01/2020	150,000.00	.001	04/14/2021	150,000.00	.001	14
AG2006710	245738	3010	REHM FARMS LLC	05/01/2020	150,000.00	.001	04/14/2021	150,000.00	.001	14
AG2006728	245739	3010	ROHR FARMS SERVICE LLC	05/01/2020	150,000.00	.001	04/14/2021	150,000.00	.001	14
AG2006736	245740	3010	ROSEDALE VENTURES LLC	05/01/2020	150,000.00	.001	04/14/2021	150,000.00	.001	14
AG2005761	245741	3010	ROSEDALE FARMS LLC	05/01/2020	150,000.00	.001	04/14/2021	150,000.00	.001	14
AG2006041	245742	3010	RUPRECHT FARM LLC	05/01/2020	100,000.00	.001	04/14/2021	100,000.00	.001	14
AG2006173	245743	3010	GALE WYVIONA SAUSER	05/01/2020	40,000.00	.001	04/14/2021	40,000.00	.001	14
AG2006744	245744	3010	CLIFFORD SCHEIBE	05/01/2020	50,000.00	.001	04/14/2021	50,000.00	.001	14
AG2006751	245745	3010	SHADE CREEK FARMS	05/01/2020	150,000.00	.001	04/14/2021	150,000.00	.001	14
AG2006769	245746	3010	SHOWALTER DAIRY FARMS LL	05/01/2020	150,000.00	.001	04/14/2021	150,000.00	.001	14
AG2006777	245747	3010	TYLER STAHL	05/01/2020	15,000.00	.001	04/14/2021	15,000.00	.001	14
AG2006785	245748	3010	STEINERS CUSTOM FARMING	05/01/2020	100,000.00	.001	04/14/2021	100,000.00	.001	14
AG2006793	245749	3010	STEINER GRAIN FARMS AG SE	05/01/2020	120,000.00	.001	04/14/2021	120,000.00	.001	14
AG2006801	245750	3010	STEVEN AND ALYSON STEINE	05/01/2020	10,000.00	.001	04/14/2021	10,000.00	.001	14
AG2006819	245751	3010	CRAIG E LYNELLE J STOLLER	05/01/2020	30,000.00	.001	04/14/2021	30,000.00	.001	14
AG2006827	245752	3010	BRADLEY MOLLY STULL	05/01/2020	35,000.00	.001	04/14/2021	35,000.00	.001	14
AG2006835	245753	3010	GREG CHALA TROYER	05/01/2020	75,000.00	.001	04/14/2021	75,000.00	.001	14
AG2006843	245754	3010	WASUKA FARMS INC	05/01/2020	150,000.00	.001	04/14/2021	150,000.00	.001	14
AG2005779	245755	3010	LAROY WEAVER	05/01/2020	50,000.00	.001	04/14/2021	50,000.00	.001	14
AG2006850	245756	3010	WILLIAM AND DARLA WEAVER	05/01/2020	80,000.00	.001	04/14/2021	80,000.00	.001	14
AG2006868	245757	3010	WILDWOOD LEGACY FARMS L	05/01/2020	25,000.00	.001	04/14/2021	25,000.00	.001	14
AG2006124	245758	3010	WINDY WAY FARMS LTD	05/01/2020	150,000.00	.001	04/14/2021	150,000.00	.001	14



Run Date: 4/5/2021 4:53:48 AM

Investments Outstanding As Of Date: 3/31/2021

## INVENTORY BY MATURITY REPORT

CUSIP	Investment #	Fund	Issuer	Purchase Date	Current Book	Current Rate	Maturity Date	Current Par	YTM	Days to Maturity
AG2006876	245759	3010	SIMON YODER	05/01/2020	60,000.00	.001	04/14/2021	60,000.00	.001	14
AG2005944	245760	3010	IVAN ZIMMERMAN	05/01/2020	100,000.00	.001	04/14/2021	100,000.00	.001	14
AG2006884	245761	3010	JAMES MARY BETH RICHARD	05/01/2020	45,262.00	.001	04/14/2021	45,262.00	.001	14
AG2006892	245762	3010	TROY SHAUM	05/01/2020	75,000.00	.001	04/14/2021	75,000.00	.001	14
AG2006900	245763	3010	ROGER NEDRA STEINER	05/01/2020	100,000.00	.001	04/14/2021	100,000.00	.001	14
AG2005910	245764	3010	ELMER GRABER	05/01/2020	40,000.00	.001	04/14/2021	40,000.00	.001	14
AG2005712	245765	3010	ELI A MILLER	05/01/2020	75,000.00	.001	04/14/2021	75,000.00	.001	14
AG2006918	245766	3010	WILLOW BROOK DAIRY LLC	05/01/2020	150,000.00	.001	04/14/2021	150,000.00	.001	14
AG2006926	245767	3010	COWMOOCH DAIRY LLC	05/01/2020	150,000.00	.001	04/14/2021	150,000.00	.001	14
AG2006934	245768	3010	KIRT JULIE KEENER	05/01/2020	15,000.00	.001	04/14/2021	15,000.00	.001	14
AG2006942	245769	3010	JOHN PATRICIA STEINER	05/01/2020	20,000.00	.001	04/14/2021	20,000.00	.001	14
AG2005787	245770	3010	JAMES LINDA FISHER	05/01/2020	31,000.00	.001	04/14/2021	31,000.00	.001	14
AG2006959	245771	3010	JCB REDICK FARMS LLC	05/01/2020	150,000.00	.001	04/14/2021	150,000.00	.001	14
AG2006967	245772	3010	HERSHEY CROPLAND LLC	05/01/2020	10,000.00	.001	04/14/2021	10,000.00	.001	14
AG2006975	245773	3010	CALF COUNTRY FARMS LTD	05/01/2020	22,500.00	.001	04/14/2021	22,500.00	.001	14
AG2006983	245774	3010	ROBERT WINKLER	05/01/2020	50,000.00	.001	04/14/2021	50,000.00	.001	14
AG2005951	245775	3010	BAR LEE JERSEYS LLC	05/01/2020	30,000.00	.001	04/14/2021	30,000.00	.001	14
AG2006991	245776	3010	M D WALNUT VALLEY FARM LL	05/01/2020	50,000.00	.001	04/14/2021	50,000.00	.001	14
AG2007007	245777	3010	EDWARD CHARLOTTE SHOUP	05/01/2020	150,000.00	.001	04/14/2021	150,000.00	.001	14
AG2007015	245778	3010	DAVID CARSON	05/01/2020	30,300.00	.001	04/14/2021	30,300.00	.001	14
AG2007023	245779	3010	RYAN M EBERLY	05/01/2020	20,000.00	.001	04/14/2021	20,000.00	.001	14
AG2007031	245780	3010	EDWARD YODER	05/01/2020	100,000.00	.001	04/14/2021	100,000.00	.001	14
AG2005928	245781	3010	JEFFREY INA MILLER	05/01/2020	30,000.00	.001	04/14/2021	30,000.00	.001	14
AG2007049	245782	3010	AUSTIN WILSON	05/01/2020	20,000.00	.001	04/14/2021	20,000.00	.001	14
AG2007056	245783	3010	DANIEL A SCHLABACH	05/01/2020	12,000.00	.001	04/14/2021	12,000.00	.001	14
AG2007064	245784	3010	JOHN CANANKAMP	05/01/2020	50,000.00	.001	04/14/2021	50,000.00	.001	14
AG2006132	245785	3010	SOEHNLEN CATTLE COMPANY	05/01/2020	50,000.00	.001	04/14/2021	50,000.00	.001	14
AG2005795	245786	3010	SCOTT CHRISTINA FISHER	05/01/2020	7,500.00	.001	04/14/2021	7,500.00	.001	14
AG2007072	245787	3010	BESANCON FARMS INC	05/01/2020	130,000.00	.001	04/14/2021	130,000.00	.001	14
AG2007080	245788	3010	WNR FARMS LLC	05/01/2020	150,000.00	.001	04/14/2021	150,000.00	.001	14
AG2005936	245789	3010	SPRING GROVE LLC	05/01/2020	150,000.00	.001	04/14/2021	150,000.00	.001	14
AG2006140	245790	3010	NEW HORIZONS DEVELOPMEN	05/01/2020	150,000.00	.001	04/14/2021	150,000.00	.001	14
AG2005993	245791	3010	HICKORY TREE FARM	05/01/2020	150,000.00	.001	04/14/2021	150,000.00	.001	14



Run Date: 4/5/2021 4:53:48 AM

Investments Outstanding As Of Date: 3/31/2021

INVENTORY BY MATURITY REPORT

CUSIP	Investment #	Fund	Issuer	Purchase Date	Current Book	Current Rate	Maturity Date	Current Par	YTM	Days to Maturity
AG2007098	245935	3010	FIVE STAR FARMS OF FOSTOR	05/27/2020	60,000.00	.001	04/14/2021	60,000.00	.001	14
AG2007106	245936	3010	KARL KING	05/27/2020	125,000.00	.001	04/14/2021	125,000.00	.001	14
9128284G2	236445	1020	T 2 3-8 04-15-21	04/25/2018	9,923,437.50	2.375	04/15/2021	10,000,000.00	2.644	15
9127964Y2	247073	1000	B 04-15-21	10/15/2020	49,973,458.33	.000	04/15/2021	50,000,000.00	.105	15
9127964Y2	247401	1000	B 04-15-21	11/10/2020	49,980,500.00	.000	04/15/2021	50,000,000.00	.090	15
60689FRF7	248007	1000	MIZUNY 0 04-15-21	12/28/2020	24,986,500.00	.000	04/15/2021	25,000,000.00	.180	15
9127964Y2	248140	1000	WIB 04-15-21	01/14/2021	49,989,888.89	.000	04/15/2021	50,000,000.00	.080	15
60689FRF7	248238	1000	MIZUNY CP 0 04-15-21	01/15/2021	49,981,250.00	.000	04/15/2021	50,000,000.00	.150	15
60689FRF7	248239	1000	MIZUNY CP 0 04-15-21	01/15/2021	49,981,250.00	.000	04/15/2021	50,000,000.00	.150	15
9127964Y2	248266	1000	B 04-15-21	01/19/2021	49,991,041.50	.000	04/15/2021	50,000,000.00	.075	15
86563GRK0	249215	1000	SUMTNY CP 0 04-19-21	03/16/2021	49,995,750.00	.000	04/19/2021	50,000,000.00	.090	19
912796D97	247448	1000	CMB 0 04-20-21	11/17/2020	49,980,750.00	.000	04/20/2021	50,000,000.00	.090	20
912796D97	247560	1000	CMB 0 04-20-21	11/24/2020	49,982,850.00	.000	04/20/2021	50,000,000.00	.084	20
912796D97	247589	1000	CMB 0 04-20-21	11/25/2020	49,984,791.50	.000	04/20/2021	50,000,000.00	.075	20
LD21B0268	248315	3000	BID OHIO 3 MONTH	01/20/2021	10,000,000.00	.060	04/21/2021	10,000,000.00	.060	21
EC1901387	240828	3030	WARREN AND JENNIFER ROSS	04/22/2019	250,000.00	2.250	04/22/2021	250,000.00	2.250	22
EC1901395	240829	3030	JOEL AND JENNIFER STEWAR	04/22/2019	208,145.00	2.250	04/22/2021	208,145.00	2.250	22
EC1901379	240830	3030	ROBERT ZIRKER	04/22/2019	123,500.00	2.250	04/22/2021	123,500.00	2.250	22
EC1901361	240831	3030	JONATHAN NEELD	04/22/2019	175,007.00	2.250	04/22/2021	175,007.00	2.250	22
EC1901353	240832	3030	DANIEL DEUTSCH	04/22/2019	125,000.00	2.250	04/22/2021	125,000.00	2.250	22
EC1901346	240833	3030	BARBARA ETZWILER	04/22/2019	55,285.00	2.250	04/22/2021	55,285.00	2.250	22
EC1901338	240834	3030	DAVID SAXTON	04/22/2019	125,000.00	2.250	04/22/2021	125,000.00	2.250	22
46640PRN5	247961	1000	JPMSCC CP 0 04-22-21	12/22/2020	49,959,666.67	.000	04/22/2021	50,000,000.00	.240	22
86563GRN4	247981	1000	SUMTNY 0 04-22-21	12/23/2020	49,966,666.67	.000	04/22/2021	50,000,000.00	.200	22
9127962Q1	248297	1000	B 0 04-22-21	01/21/2021	49,990,362.85	.000	04/22/2021	50,000,000.00	.076	22
62479LRN7	248301	1000	MUFGBK 0 04-22-21	01/20/2021	24,992,333.33	.000	04/22/2021	25,000,000.00	.120	22
06366GRN1	249352	1000	BMOCHI 0 04-22-21	03/26/2021	49,997,000.00	.000	04/22/2021	50,000,000.00	.080	22
06366GRN1	249353	1000	BMOCHI 0 04-22-21	03/26/2021	49,997,000.00	.000	04/22/2021	50,000,000.00	.080	22
LD1900561	240992	3050	OHIO VALLEY ANIMAL CLINIC	04/24/2019	93,855.00	2.250	04/23/2021	93,855.00	2.250	23
RE1900068	240993	3040	B.E. DAVIS TRUCKING LLC	04/24/2019	112,733.05	2.250	04/23/2021	112,733.05	2.250	23
EC1901460	241010	3030	JEFF MILLER	04/25/2019	350,000.00	2.250	04/23/2021	350,000.00	2.250	23
EC1901452	241011	3030	JUDITH CARTER	04/25/2019	22,971.00	2.250	04/23/2021	22,971.00	2.250	23
EC1901445	241012	3030	PATRICK COLLINS	04/25/2019	73,538.35	2.250	04/23/2021	73,538.35	2.250	23



Run Date: 4/5/2021 4:53:48 AM

Investments Outstanding As Of Date: 3/31/2021

INVENTORY BY MATURITY REPORT

CUSIP	Investment #	Fund	Issuer	Purchase Date	Current Book	Current Rate	Maturity Date	Current Par	YTM	Days to Maturity
EC1901437	241014	3030	DYLAN BORCHERS	04/25/2019	86,430.00	2.250	04/23/2021	86,430.00	2.250	23
EC1901429	241015	3030	HOLLY WALLNER	04/25/2019	250,000.00	2.250	04/23/2021	250,000.00	2.250	23
EC1901411	241016	3030	LISA WHEELER	04/25/2019	100,000.00	2.250	04/23/2021	100,000.00	2.250	23
EC1901403	241017	3030	ALISON YURATOVAC	04/25/2019	125,000.00	2.250	04/23/2021	125,000.00	2.250	23
62479LRP2	248300	1000	MUFGBK 0 04-23-21	01/20/2021	24,992,250.00	.000	04/23/2021	25,000,000.00	.120	23
912796F20	247573	1000	CMB 0 04-27-21	11/24/2020	49,983,958.33	.000	04/27/2021	50,000,000.00	.075	27
912796F20	247600	1000	CMB 0 04-27-21	11/25/2020	49,982,426.50	.000	04/27/2021	50,000,000.00	.083	27
912796F20	247605	1000	CMB 0 04-27-21	11/25/2020	49,981,937.50	.000	04/27/2021	50,000,000.00	.085	27
62479LRU1	248005	1000	MUFGBK 0 04-28-21	12/28/2020	24,984,875.00	.000	04/28/2021	25,000,000.00	.180	28
09659BRU6	249013	1000	BNPPNY 0 04-28-21	03/03/2021	49,991,444.44	.000	04/28/2021	50,000,000.00	.110	28
09659BRU6	249014	1000	BNPPNY 0 04-28-21	03/03/2021	49,991,444.45	.000	04/28/2021	50,000,000.00	.110	28
60689FRV2	248006	1000	MIZUNY 0 04-29-21	12/28/2020	24,982,632.00	.000	04/29/2021	25,000,000.00	.205	29
60689FRV2	248299	1000	MIZUNY CP 0 04-29-21	01/20/2021	24,990,375.00	.000	04/29/2021	25,000,000.00	.140	29
912828Q78	226800	1020	US TREASURY NOTE 1.375 4-3	05/16/2016	15,089,062.50	1.375	04/30/2021	15,000,000.00	1.251	30
EC1901478	241205	3030	Sabjoar Newaz	05/01/2019	82,000.00	2.250	04/30/2021	82,000.00	2.250	30
EC1901486	241206	3030	Kenneth Coning	05/01/2019	187,600.00	2.250	04/30/2021	187,600.00	2.250	30
912796F79	248389	1000	CMB 0 05-04-21	01/26/2021	49,990,472.22	.000	05/04/2021	50,000,000.00	.070	34
0258M0EB1	243963	1030	AXP 2 1-4 05-05-21 MTN	01/08/2020	3,952,008.00	2.250	05/05/2021	3,930,000.00	1.819	35
0258M0EB1	244187	1030	AXP 2 1-4 05-05-21 MTN	01/30/2020	5,034,750.00	2.250	05/05/2021	5,000,000.00	1.691	35
0258M0EB1	244556	1030	AXP 2 1-4 05-05-21 MTN	03/04/2020	7,572,750.00	2.250	05/05/2021	7,500,000.00	1.410	35
0258M0EB1	244641	1030	AXP 2 1-4 05-05-21 MTN	03/10/2020	2,023,240.00	2.250	05/05/2021	2,000,000.00	1.231	35
LD21B0185	247364	3000	GREENVILLE FED BID OHIO 6	11/04/2020	2,000,000.00	.080	05/05/2021	2,000,000.00	.080	35
30229AS59	249000	1000	XON 0 05-05-21	03/02/2021	49,992,888.89	.000	05/05/2021	50,000,000.00	.080	35
037833AR1	228776	1030	AAPL 2.85 05-06-21	12/05/2016	3,171,018.30	2.850	05/06/2021	3,097,000.00	2.278	36
3135G0K69	228799	1010	FNMA 1 1-4 05-06-21	12/05/2016	9,762,300.00	1.250	05/06/2021	10,000,000.00	1.812	36
9127965A3	247312	1000	WIB 05-06-21	11/05/2020	49,973,458.33	.000	05/06/2021	50,000,000.00	.105	36
9127965A3	247352	1000	B 0 05-06-21	11/05/2020	49,973,458.33	.000	05/06/2021	50,000,000.00	.105	36
89233GS64	247714	1000	TOYCC 0 05-06-21	12/03/2020	24,978,611.11	.000	05/06/2021	25,000,000.00	.200	36
86563GS60	248073	1000	SUMTNY CP 0 05-06-21	01/05/2021	24,984,034.72	.000	05/06/2021	25,000,000.00	.190	36
9127965A3	248388	1000	B 05-06-21	01/26/2021	49,989,583.33	.000	05/06/2021	50,000,000.00	.075	36
60689FS66	248402	1000	MIZUNY CP 0 05-06-21	01/26/2021	24,990,277.78	.000	05/06/2021	25,000,000.00	.140	36
06366GS67	248546	1000	BMOCHI 0 05-06-21	02/03/2021	49,983,388.89	.000	05/06/2021	50,000,000.00	.130	36
89116ES61	248577	1000	TDHUSA CP 0 05-06-21	02/05/2021	49,990,000.00	.000	05/06/2021	50,000,000.00	.080	36





Run Date: 4/5/2021 4:53:48 AM

Investments Outstanding As Of Date: 3/31/2021

INVENTORY BY MATURITY REPORT

CUSIP	Investment #	Fund	Issuer	Purchase Date	Current Book	Current Rate	Maturity Date	Current Par	YTM	Days to Maturity
30229AS75	247061	1000	XON CP 0 05-07-21	10/13/2020	24,975,680.56	.000	05/07/2021	25,000,000.00	.170	37
912796F87	247770	1000	CMB 0 05-11-21	12/09/2020	24,991,500.00	.000	05/11/2021	25,000,000.00	.080	41
912796A25	247402	1000	WIB 05-13-21	11/12/2020	49,974,722.00	.000	05/13/2021	50,000,000.00	.100	43
86563GSD5	248057	1000	SUMTNY CP 0 05-13-21	01/04/2021	24,983,875.00	.000	05/13/2021	25,000,000.00	.180	43
912796A25	248267	1000	B 05-13-21	01/19/2021	49,987,333.33	.000	05/13/2021	50,000,000.00	.080	43
912796A25	248285	1000	B 0 05-13-21	01/20/2021	49,987,758.33	.000	05/13/2021	50,000,000.00	.078	43
912796A25	248286	1000	B 05-13-21	01/20/2021	49,988,621.50	.000	05/13/2021	50,000,000.00	.073	43
62479LSD8	248331	1000	MUFGBK 0 05-13-21	01/21/2021	24,990,666.75	.000	05/13/2021	25,000,000.00	.120	43
31358C7V2	178652	2000	FNMA STRIP	10/27/2006	2,283,419.60	.000	05/15/2021	4,895,000.00	5.309	45
912833LDO	181167	2000	US TREASURY STRIP	05/31/2007	24,490.50	.000	05/15/2021	50,000.00	5.180	45
912833LDO	181415	2000	US TREASURY STRIP	06/26/2007	23,777.50	.000	05/15/2021	50,000.00	5.425	45
912833LDO	181556	2000	US TREASURY STRIP	07/06/2007	24,218.50	.000	05/15/2021	50,000.00	5.300	45
912833LDO	181862	2000	US TREASURY STRIP	07/30/2007	49,258.00	.000	05/15/2021	100,000.00	5.200	45
912833LDO	182552	2000	US TREASURY STRIP	09/25/2007	50,030.00	.000	05/15/2021	100,000.00	5.143	45
912833LDO	186334	2010	US TREASURY STRIP	05/22/2008	4,162,709.74	.000	05/15/2021	7,538,000.00	4.627	45
912833LDO	186420	2000	US TREASURY STRIP	05/27/2008	27,829.00	.000	05/15/2021	50,000.00	4.570	45
912833LDO	186665	2000	US TREASURY STRIP	06/09/2008	13,735.75	.000	05/15/2021	25,000.00	4.685	45
912833LDO	187228	2000	US TREASURY STRIP	07/11/2008	5,596.70	.000	05/15/2021	10,000.00	4.570	45
912833LDO	192216	2000	US TREASURY STRIP	05/13/2009	90,420.00	.000	05/15/2021	150,000.00	4.261	45
912833LDO	193235	2000	US TREASURY STRIP	08/18/2009	29,674.86	.000	05/15/2021	50,000.00	4.493	45
912833LDO	197100	2000	US TREASURY STRIP	05/11/2010	196,327.15	.000	05/15/2021	306,000.00	4.071	45
912833LDO	197195	2000	US TREASURY STRIP	05/14/2010	16,078.75	.000	05/15/2021	25,000.00	4.052	45
912833LDO	198375	2000	US TREASURY STRIP	06/30/2010	34,237.00	.000	05/15/2021	50,000.00	3.513	45
912833LDO	198701	2000	US TREASURY STRIP	07/13/2010	68,000.00	.000	05/15/2021	100,000.00	3.590	45
912833LDO	205475	2000	US TREASURY STRIP	05/09/2011	70,191.00	.000	05/15/2021	100,000.00	3.565	45
912833LDO	206120	2000	US TREASURY STRIP	06/13/2011	72,981.00	.000	05/15/2021	100,000.00	3.200	45
912833LDO	206334	2000	US TREASURY STRIP	06/23/2011	36,345.00	.000	05/15/2021	50,000.00	3.250	45
912833LDO	206372	2000	US TREASURY STRIP	06/27/2011	36,334.50	.000	05/15/2021	50,000.00	3.257	45
912833LDO	210179	2000	US TREASURY STRIP	05/16/2012	42,577.50	.000	05/15/2021	50,000.00	1.794	45
912833LDO	210394	2000	US TREASURY STRIP	06/06/2012	44,089.50	.000	05/15/2021	50,000.00	1.412	45
912833LDO	210600	2000	US TREASURY STRIP	06/25/2012	43,385.50	.000	05/15/2021	50,000.00	1.603	45
912833LDO	214704	2000	US TREASURY STRIP	06/17/2013	43,053.00	.000	05/15/2021	50,000.00	1.900	45
912833LDO	218183	2000	US TREASURY STRIP	06/26/2014	42,831.50	.000	05/15/2021	50,000.00	2.260	45



Run Date: 4/5/2021 4:53:48 AM

Investments Outstanding As Of Date: 3/31/2021

INVENTORY BY MATURITY REPORT

CUSIP	Investment #	Fund	Issuer	Purchase Date	Current Book	Current Rate	Maturity Date	Current Par	YTM	Days to Maturity
912833LDO	218209	2000	US TREASURY STRIP	06/27/2014	42,770.00	.000	05/15/2021	50,000.00	2.282	45
912833LDO	218579	2000	US TREASURY STRIP	07/31/2014	43,111.00	.000	05/15/2021	50,000.00	2.195	45
912833LDO	222623	2000	US TREASURY STRIP	05/21/2015	223,615.00	.000	05/15/2021	250,000.00	1.873	45
912833LDO	226886	2000	US TREASURY STRI ZERO-% 5	05/26/2016	111,685.20	.000	05/15/2021	120,000.00	1.450	45
912833LDO	227313	2000	US TREASURY STRI ZERO-% 5	07/15/2016	47,474.50	.000	05/15/2021	50,000.00	1.075	45
912833LDO	227497	2000	US TREASURY STRI ZERO-% 5	07/29/2016	37,859.60	.000	05/15/2021	40,000.00	1.150	45
912833LDO	227668	2000	US TREASURY STRI ZERO-% 5	08/12/2016	94,623.00	.000	05/15/2021	100,000.00	1.165	45
912833LDO	231303	2000	S 0 05-15-21	05/11/2017	37,187.60	.000	05/15/2021	40,000.00	1.826	45
912833LDO	231585	2000	S 0 05-15-21	06/02/2017	37,412.00	.000	05/15/2021	40,000.00	1.700	45
9128284P2	236992	1020	T 2 5-8 05-15-21	06/08/2018	14,987,109.38	2.625	05/15/2021	15,000,000.00	2.655	45
912833LDO	237030	2000	S 0 05-15-21	06/14/2018	37,020.40	.000	05/15/2021	40,000.00	2.670	45
912833LDO	237315	2000	S 0 05-15-21	07/06/2018	37,113.20	.000	05/15/2021	40,000.00	2.638	45
912833LDO	237408	2000	S 0 05-15-21	07/12/2018	37,084.40	.000	05/15/2021	40,000.00	2.680	45
912833LDO	241254	2000	S 0 05-15-21	05/09/2019	38,204.80	.000	05/15/2021	40,000.00	2.290	45
912833LDO	241678	2000	S 0 05-15-21	06/21/2019	38,596.80	.000	05/15/2021	40,000.00	1.889	45
912833LDO	241903	2000	S 0 05-15-21	07/11/2019	38,586.00	.000	05/15/2021	40,000.00	1.960	45
912833LDO	242047	2000	S 0 05-15-21	07/22/2019	241,575.00	.000	05/15/2021	250,000.00	1.897	45
912833LDO	242097	2000	S 0 05-15-21	07/26/2019	38,701.20	.000	05/15/2021	40,000.00	1.838	45
912833LDO	245843	2000	S 0 05-15-21	05/18/2020	39,963.20	.000	05/15/2021	40,000.00	.093	45
912833LDO	246023	2000	S 0 05-15-21	06/12/2020	39,946.40	.000	05/15/2021	40,000.00	.145	45
912833LDO	246085	2000	S 0 05-15-21	06/19/2020	39,949.20	.000	05/15/2021	40,000.00	.140	45
912833LDO	246248	2000	S 0 05-15-21	07/16/2020	39,960.00	.000	05/15/2021	40,000.00	.120	45
912833LDO	246258	2000	S 0 05-15-21	07/16/2020	39,960.00	.000	05/15/2021	40,000.00	.120	45
912833LDO	246313	2000	S 0 05-15-21	07/20/2020	39,967.20	.000	05/15/2021	40,000.00	.100	45
166764BG4	229491	1030	CVX 2.1 05-16-21	02/09/2017	12,151,448.20	2.100	05/16/2021	12,245,000.00	2.288	46
14913Q2W8	244668	1030	CAT 2.65 05-17-21 I	03/12/2020	11,597,010.00	2.650	05/17/2021	11,420,000.00	1.322	47
89236TBJ3	245800	1030	TOYOTA 2 3-4 05-17-21 MTn	05/05/2020	5,080,800.00	2.750	05/17/2021	5,000,000.00	1.172	47
30229ASH3	249035	1000	XON CP 0 05-17-21	03/04/2021	24,996,916.67	.000	05/17/2021	25,000,000.00	.060	47
30229ASH3	249036	1000	XON CP 0 05-17-21	03/04/2021	24,996,916.67	.000	05/17/2021	25,000,000.00	.060	47
912796F95	248033	1000	CMB 0 05-18-21	12/30/2020	49,981,659.72	.000	05/18/2021	50,000,000.00	.095	48
912796F95	248387	1000	CMB 0 05-18-21	01/26/2021	49,987,555.56	.000	05/18/2021	50,000,000.00	.080	48
458140AW0	226807	1030	INTEL CORP 1.700 5-19-21	05/19/2016	9,988,500.00	1.700	05/19/2021	10,000,000.00	1.724	49
LD21B0292	248741	3000	AXOS BANK BID OHIO 3 MO	02/17/2021	10,000,000.00	.040	05/19/2021	10,000,000.00	.040	49



Run Date: 4/5/2021 4:53:48 AM

Investments Outstanding As Of Date: 3/31/2021

INVENTORY BY MATURITY REPORT

CUSIP	Investment #	Fund	Issuer	Purchase Date	Current Book	Current Rate	Maturity Date	Current Par	YTM	Days to Maturity
9127962Y4	247603	1000	B 05-20-21	11/25/2020	49,981,666.67	.000	05/20/2021	50,000,000.00	.075	50
62479LSL0	247903	1000	MUFGBK 0 05-20-21	12/17/2020	24,979,680.56	.000	05/20/2021	25,000,000.00	.190	50
9127962Y4	248390	1000	B 05-20-21	01/26/2021	49,988,916.50	.000	05/20/2021	50,000,000.00	.070	50
62479LSL0	248401	1000	MUFGBK CP 0 05-20-21	01/26/2021	49,981,791.67	.000	05/20/2021	50,000,000.00	.115	50
89116ESL8	248578	1000	TDHUSA CP 0 05-20-21	02/05/2021	49,988,444.44	.000	05/20/2021	50,000,000.00	.080	50
LD1900579	241417	3050	CONCRETE CORING COMPANY	05/22/2019	35,920.29	2.250	05/21/2021	35,920.29	2.250	51
LD1900587	241441	3050	ENVIROSCAPE ERSN CNTRL M	05/23/2019	400,000.00	2.250	05/21/2021	400,000.00	2.250	51
62479LSM8	248330	1000	MUFGBK 0 05-21-21	01/21/2021	24,989,166.75	.000	05/21/2021	25,000,000.00	.130	51
91159HHA1	230386	1030	USB 4 1-8 05-24-21 MTN	04/19/2017	10,746,700.00	4.125	05/24/2021	10,000,000.00	2.208	54
LD1900595	241449	3050	GRUNDER LANDSCAPING CO	05/24/2019	109,757.00	2.250	05/24/2021	109,757.00	2.250	54
46640PSQ7	247962	1000	JPMSCC CP 0 05-24-21	12/22/2020	49,946,875.00	.000	05/24/2021	50,000,000.00	.250	54
912796G29	248061	1000	CMB 0 05-25-21	01/05/2021	49,983,472.22	.000	05/25/2021	50,000,000.00	.085	55
912796A33	247586	1000	B 0 05-27-21	11/27/2020	49,978,631.94	.000	05/27/2021	50,000,000.00	.085	57
86563GST0	247950	1000	SUMTNY 0 05-27-21	12/21/2020	49,952,027.78	.000	05/27/2021	50,000,000.00	.220	57
89116EST1	248693	1000	TDHUSA 0 05-27-21	02/16/2021	24,994,444.44	.000	05/27/2021	25,000,000.00	.080	57
LD1900603	241473	3050	JP MOHLER LLC	05/29/2019	413,944.80	2.250	05/28/2021	413,944.80	2.250	58
LD1900611	241500	3050	WRIGHT TIRE AND AUTO LLC	05/30/2019	400,000.00	1.490	05/28/2021	400,000.00	1.490	58
EC1901494	241501	3030	MARK KUCALABA	05/30/2019	350,000.00	2.250	05/28/2021	350,000.00	2.250	58
EC1901502	241502	3030	ERICA AND JOEL JORDAN	05/30/2019	160,000.00	2.250	05/28/2021	160,000.00	2.250	58
EC1901510	241503	3030	RAYMOND THOMSEN	05/30/2019	146,890.00	2.250	05/28/2021	146,890.00	2.250	58
EC1901528	241504	3030	WILLIAM BREX	05/30/2019	33,824.60	2.250	05/28/2021	33,824.60	2.250	58
EC1901536	241505	3030	SHANE MORRIS	05/30/2019	125,000.00	2.250	05/28/2021	125,000.00	2.250	58
EC1901544	241506	3030	EUGENE HUFFMAN	05/30/2019	100,000.00	2.250	05/28/2021	100,000.00	2.250	58
EC1901551	241507	3030	MICHAEL SILLA	05/30/2019	210,000.00	2.250	05/28/2021	210,000.00	2.250	58
EC1901569	241508	3030	CHRISTOPHER BUTLER	05/30/2019	160,000.00	2.250	05/28/2021	160,000.00	2.250	58
EC1901577	241509	3030	ROLLAND WALTERS	05/30/2019	203,000.00	2.250	05/28/2021	203,000.00	2.250	58
EC1901585	241510	3030	TIMOTHY BURCHFIELD	05/30/2019	196,000.00	2.250	05/28/2021	196,000.00	2.250	58
EC1901593	241511	3030	DYLAN BORCHERS	05/30/2019	63,570.00	2.250	05/28/2021	63,570.00	2.250	58
EC1901601	241512	3030	KENNETH STEFANCIN	05/30/2019	280,000.00	2.250	05/28/2021	280,000.00	2.250	58
EC1901619	241513	3030	KATHLEEN KISHPAUGH	05/30/2019	50,580.00	2.250	05/28/2021	50,580.00	2.250	58
EC1901627	241514	3030	KEVIN HESS	05/30/2019	250,000.00	2.250	05/28/2021	250,000.00	2.250	58
912828R77	227129	1020	US TREASURY NOTE 1.375 5-3	06/24/2016	15,112,500.00	1.375	05/31/2021	15,000,000.00	1.218	61
LD1900629	241520	3050	THE ART GALVANIZING WORK	05/31/2019	257,200.00	1.220	05/31/2021	257,200.00	1.220	61



Run Date: 4/5/2021 4:53:48 AM

Investments Outstanding As Of Date: 3/31/2021

INVENTORY BY MATURITY REPORT

CUSIP	Investment #	Fund	Issuer	Purchase Date	Current Book	Current Rate	Maturity Date	Current Par	YTM	Days to Maturity
EC1901635	241521	3030	KEITH MONICK	05/31/2019	65,000.00	2.250	05/31/2021	65,000.00	2.250	61
EC1901643	241522	3030	RONALD BOYED	05/31/2019	130,000.00	2.250	05/31/2021	130,000.00	2.250	61
EC1901650	241523	3030	DAVID MESSMORE	05/31/2019	86,529.55	2.250	05/31/2021	86,529.55	2.250	61
EC1901668	241524	3030	GREGORY AND LAURIE BATES	05/31/2019	118,200.00	2.250	05/31/2021	118,200.00	2.250	61
EC1901676	241525	3030	MARK AND CYNTHIA DEANGEL	05/31/2019	150,000.00	2.250	05/31/2021	150,000.00	2.250	61
EC1901684	241526	3030	LARRY CALLEN	05/31/2019	145,800.00	2.250	05/31/2021	145,800.00	2.250	61
EC1901692	241527	3030	DAVID SALYERS	05/31/2019	337,365.00	2.250	05/31/2021	337,365.00	2.250	61
912828WN6	246629	1000	T 2 05-31-21	08/26/2020	25,356,627.00	2.000	05/31/2021	25,000,000.00	.127	61
912828WN6	246635	1000	T 2 05-31-21	08/27/2020	25,356,445.31	2.000	05/31/2021	25,000,000.00	.121	61
LD21B0219	247698	3000	CORTLAND SAVINGS BID OHI	12/02/2020	10,000,000.00	.060	06/02/2021	10,000,000.00	.060	63
LD21B0201	247699	3000	GREENVILLE FEDERAL BID OH	12/02/2020	2,500,000.00	.060	06/02/2021	2,500,000.00	.060	63
LD21B0193	247700	3000	HENRY COUNTY BID OHIO 6	12/02/2020	3,000,000.00	.060	06/02/2021	3,000,000.00	.060	63
89116ET29	248989	1000	TDHUSA 0 06-02-21	03/02/2021	49,988,500.00	.000	06/02/2021	50,000,000.00	.090	63
46640PT37	247670	1000	JPMSCC CP 0 06-03-21	12/01/2020	49,938,666.67	.000	06/03/2021	50,000,000.00	.240	64
912796A41	248415	1000	B 06-03-21	01/27/2021	49,988,534.72	.000	06/03/2021	50,000,000.00	.065	64
912796A41	248417	1000	B 06-03-21	01/27/2021	49,988,534.72	.000	06/03/2021	50,000,000.00	.065	64
62479LT39	248499	1000	MUFGBK CP 0 06-03-21	02/01/2021	49,983,055.56	.000	06/03/2021	50,000,000.00	.100	64
RE1900076	241566	3040	MIAMI VALLEY POTTERY INC.	06/06/2019	15,000.00	2.250	06/04/2021	15,000.00	2.250	65
LD1900645	241585	3050	OH VALLEY ELECTRL SRVICES	06/10/2019	214,536.31	1.250	06/10/2021	214,536.31	1.250	71
LD1900637	241586	3050	DEANS LANDSCAPING INC	06/10/2019	161,352.00	1.250	06/10/2021	161,352.00	1.250	71
89233GTA4	247413	1000	TOYCC 0 06-10-21	11/10/2020	49,935,222.22	.000	06/10/2021	50,000,000.00	.220	71
912796B24	247745	1000	WIB 06-10-21	12/10/2020	49,978,514.00	.000	06/10/2021	50,000,000.00	.085	71
LD1900652	241616	3050	FISCUS TRUCKING EXCAVATI	06/12/2019	145,000.00	1.250	06/11/2021	145,000.00	1.250	72
EC1901700	241617	3030	ROBERT PHELPS	06/12/2019	193,800.81	1.250	06/11/2021	193,800.81	1.250	72
EC1901718	241618	3030	TERRI TOMAZIC	06/12/2019	75,000.00	1.250	06/11/2021	75,000.00	1.250	72
EC1901726	241619	3030	JOSHUA CIMINELLO	06/12/2019	75,000.00	1.250	06/11/2021	75,000.00	1.250	72
912796G94	248504	1000	CMB 0 06-15-21	02/02/2021	49,989,840.28	.000	06/15/2021	50,000,000.00	.055	76
912796G94	248978	1000	CMB 0 06-15-21	03/02/2021	49,995,260.41	.000	06/15/2021	50,000,000.00	.033	76
912796G94	248979	1000	CMB 0 06-15-21	03/02/2021	49,995,260.42	.000	06/15/2021	50,000,000.00	.033	76
LD21B0318	249233	3000	BID OHIO 3 MO	03/17/2021	10,000,000.00	.030	06/16/2021	10,000,000.00	.030	77
86563GTH5	247940	1000	SUMTNY 0 06-17-21	12/18/2020	24,972,347.22	.000	06/17/2021	25,000,000.00	.220	78
9127963H0	247969	1000	B 06-17-21	12/23/2020	49,980,444.50	.000	06/17/2021	50,000,000.00	.080	78
06366GTH2	248502	1000	BMOCHI 0 06-17-21	02/01/2021	49,973,555.56	.000	06/17/2021	50,000,000.00	.140	78



Run Date: 4/5/2021 4:53:48 AM

Investments Outstanding As Of Date: 3/31/2021

INVENTORY BY MATURITY REPORT

CUSIP	Investment #	Fund	Issuer	Purchase Date	Current Book	Current Rate	Maturity Date	Current Par	YTM	Days to Maturity
EC1901734	241740	3030	DANIEL AND CATHY LINK	06/20/2019	175,007.00	.900	06/18/2021	175,007.00	.900	79
60689FTJ7	247902	1000	MIZUNY CP 0 06-18-21	12/17/2020	24,970,135.42	.000	06/18/2021	25,000,000.00	.235	79
LD1900660	241752	3050	J. MCCOY LUMBER CO. LTD	06/21/2019	329,371.88	.350	06/21/2021	329,371.88	.350	82
LD1900678	241753	3050	EVERYDAY HOMECARE LLC	06/21/2019	147,856.41	.350	06/21/2021	147,856.41	.350	82
89116ETM5	248152	1000	TDHUSA CP 0 06-21-21	01/11/2021	24,979,875.00	.000	06/21/2021	25,000,000.00	.180	82
931142EJ8	245536	1030	WMT 3.125 6-23-2021	04/23/2020	10,823,462.65	3.125	06/23/2021	10,505,000.00	.515	84
62479LTP0	247939	1000	MUFGBK 0 06-23-21	12/18/2020	24,972,729.17	.000	06/23/2021	25,000,000.00	.210	84
60689FTQ1	247937	1000	MIZUNY 0 06-24-21	12/18/2020	24,971,277.78	.000	06/24/2021	25,000,000.00	.220	85
86563GTQ5	247938	1000	SUMTNY 0 06-24-21	12/18/2020	24,969,972.22	.000	06/24/2021	25,000,000.00	.230	85
86563GTQ5	247971	1000	SUMTNY CP 0 06-24-21	12/23/2020	24,969,500.00	.000	06/24/2021	25,000,000.00	.240	85
912796B32	248011	1000	B 06-24-21	12/29/2020	49,979,104.17	.000	06/24/2021	50,000,000.00	.085	85
912796B32	248042	1000	B 06-24-21	12/31/2020	49,979,340.28	.000	06/24/2021	50,000,000.00	.085	85
LD1900686	241812	3050	CONCRETE CORING COMPANY	06/26/2019	45,000.00	.000	06/25/2021	45,000.00	.000	86
86563GTR3	247965	1000	SUMTNY CP 0 06-25-21	12/22/2020	49,938,333.33	.000	06/25/2021	50,000,000.00	.240	86
06366GTV1	249368	1000	BMOCHI 0 06-29-21	03/29/2021	49,985,944.44	.000	06/29/2021	50,000,000.00	.110	90
06366GTV1	249369	1000	BMOCHI 0 06-29-21	03/29/2021	49,985,944.45	.000	06/29/2021	50,000,000.00	.110	90
912828S27	227261	1020	US TREASURY NOTE 1.125 6-3	07/08/2016	15,123,046.88	1.125	06/30/2021	15,000,000.00	.956	91
912828S27	228259	1020	US TREASURY NOTE 1.125 6-3	10/11/2016	14,886,328.13	1.125	06/30/2021	15,000,000.00	1.291	91
912828S27	233562	1020	T 1 1-8 06-30-21	09/01/2017	14,748,046.88	1.125	06/30/2021	15,000,000.00	1.579	91
912828S27	247262	1000	T 1 1-8 06-30-21	10/28/2020	50,345,703.13	1.125	06/30/2021	50,000,000.00	.098	91
06366GTW9	247979	1000	BMOCHI 0 06-30-21	12/23/2020	49,934,375.00	.000	06/30/2021	50,000,000.00	.250	91
912796B40	248012	1000	WIB 07-01-21	12/31/2020	49,977,250.00	.000	07/01/2021	50,000,000.00	.090	92
LD2000015	241884	3050	LIBERTY LANES LLC	07/05/2019	10,437.80	1.500	07/05/2021	10,437.80	1.500	96
912796H85	249097	1000	CMB 0 07-06-21	03/10/2021	24,996,722.22	.000	07/06/2021	25,000,000.00	.040	97
LD21B0250	248109	3000	BID OHIO 6 MONTH	01/06/2021	10,000,000.00	.050	07/07/2021	10,000,000.00	.050	98
LD21B0243	248110	3000	BID OHIO 6 MONTH	01/06/2021	2,000,000.00	.050	07/07/2021	2,000,000.00	.050	98
LD21B0235	248111	3000	BID OHIO 6 MONTH	01/06/2021	1,000,000.00	.050	07/07/2021	1,000,000.00	.050	98
LD2000023	241896	3050	ZIEHLER LANDSCAPING LLC	07/08/2019	26,493.35	.000	07/08/2021	26,493.35	.000	99
EC2000015	241897	3030	DAVID WAGNER	07/08/2019	34,250.00	1.250	07/08/2021	34,250.00	1.250	99
46640PU84	247668	1000	JPMSCC CP 0 07-08-21	12/01/2020	49,923,958.33	.000	07/08/2021	50,000,000.00	.250	99
912796B57	248075	1000	B 0 07-08-21	01/07/2021	49,980,409.72	.000	07/08/2021	50,000,000.00	.078	99
912796B57	248077	1000	B 0 07-08-21	01/07/2021	49,980,409.72	.000	07/08/2021	50,000,000.00	.078	99
02665WBF7	227542	1030	AMERICAN HONDA F 1.650 7-	08/01/2016	8,493,051.75	1.650	07/12/2021	8,475,000.00	1.605	103



Run Date: 4/5/2021 4:53:48 AM

Investments Outstanding As Of Date: 3/31/2021

INVENTORY BY MATURITY REPORT

CUSIP	Investment #	Fund	Issuer	Purchase Date	Current Book	Current Rate	Maturity Date	Current Par	YTM	Days to Maturity
EC2000023	241971	3030	JOHN D. WINNER	07/12/2019	120,000.00	.000	07/12/2021	120,000.00	.000	103
912828Y20	237686	1020	T 2 5-8 07-15-21	08/02/2018	9,955,859.38	2.625	07/15/2021	10,000,000.00	2.782	106
9127963S6	248262	1000	B 07-15-21	01/19/2021	49,981,562.50	.000	07/15/2021	50,000,000.00	.075	106
06366GUF4	248498	1000	BMOCHI 0 07-15-21	02/01/2021	49,968,111.11	.000	07/15/2021	50,000,000.00	.140	106
EC2000031	242000	3030	ADAM DANIELS	07/16/2019	112,850.00	.300	07/16/2021	112,850.00	.300	107
EC2000049	242001	3030	ERICA PARSLEY	07/16/2019	80,000.00	.300	07/16/2021	80,000.00	.300	107
EC2000056	242002	3030	JACOB HUFF	07/16/2019	98,000.00	.300	07/16/2021	98,000.00	.300	107
EC2000064	242003	3030	ASHLEY KUENNING	07/16/2019	57,038.65	.300	07/16/2021	57,038.65	.300	107
EC2000072	242004	3030	LARRY BASHOFF	07/16/2019	55,000.00	.300	07/16/2021	55,000.00	.300	107
EC2000080	242005	3030	MICHELLE THORNTON	07/16/2019	29,000.00	.300	07/16/2021	29,000.00	.300	107
EC2000098	242006	3030	CHRISTOPHER WEHR	07/16/2019	259,980.00	.300	07/16/2021	259,980.00	.300	107
EC2000106	242007	3030	ROBERT SARAH MARTIN HARP	07/16/2019	207,200.00	.300	07/16/2021	207,200.00	.300	107
EC2000114	242008	3030	JEREMY LUNA	07/16/2019	26,000.00	.300	07/16/2021	26,000.00	.300	107
EC2000122	242009	3030	EVAN BROWN	07/16/2019	229,992.50	.300	07/16/2021	229,992.50	.300	107
EC2000130	242010	3030	MARC BARRICELLI	07/16/2019	100,000.00	.300	07/16/2021	100,000.00	.300	107
EC2000148	242011	3030	MICHAEL & CHRISTINE KRESS	07/16/2019	50,000.00	.300	07/16/2021	50,000.00	.300	107
EC2000155	242012	3030	JOHN ROMOT	07/16/2019	75,000.00	.300	07/16/2021	75,000.00	.300	107
EC2000163	242013	3030	BRIGITTE AND WAYNE TOFTE	07/16/2019	81,015.00	.300	07/16/2021	81,015.00	.300	107
EC2000171	242014	3030	ERIC SIPE	07/16/2019	315,000.00	.300	07/16/2021	315,000.00	.300	107
EC2000189	242015	3030	GREG MCKAY	07/16/2019	192,500.00	.300	07/16/2021	192,500.00	.300	107
EC2000197	242063	3030	MATTHEW RAFFEL	07/19/2019	141,575.00	.000	07/19/2021	141,575.00	.000	110
3136G3D77	227330	1010	FNMA MULTI STEP 1.625 7-20	07/20/2016	15,000,000.00	1.625	07/20/2021	15,000,000.00	1.625	111
912796J26	248676	1000	CMB 0 07-20-21	02/16/2021	49,989,305.55	.000	07/20/2021	50,000,000.00	.050	111
912796J26	248677	1000	CMB 0 07-20-21	02/16/2021	49,989,305.56	.000	07/20/2021	50,000,000.00	.050	111
2254EAUN1	247544	1000	CSFBNY 0 07-22-21	11/23/2020	24,958,159.72	.000	07/22/2021	25,000,000.00	.250	113
60689FUN6	247964	1000	MIZUNY CP 0 07-22-21	12/22/2020	24,965,402.78	.000	07/22/2021	25,000,000.00	.235	113
912796C49	248314	1000	B 07-22-21	01/21/2021	49,977,250.00	.000	07/22/2021	50,000,000.00	.090	113
912796C49	248348	1000	B 07-22-21	01/22/2021	49,980,894.44	.000	07/22/2021	50,000,000.00	.076	113
949746SA0	227443	1030	WELLS FARGO & CO 2.100 7-2	07/26/2016	5,005,000.00	2.100	07/26/2021	5,000,000.00	2.079	117
949746SA0	245875	1030	WFC 2.1 07-26-21	05/19/2020	7,566,568.75	2.100	07/26/2021	7,475,000.00	1.057	117
86563GUV2	248567	1000	SUMTNY CP 0 07-29-21	02/04/2021	49,963,541.67	.000	07/29/2021	50,000,000.00	.150	120
86563GUV2	248576	1000	SUMTNY 0 07-29-21	02/08/2021	49,964,375.00	.000	07/29/2021	50,000,000.00	.150	120
89116EUV3	249371	1000	TDHUSA 0 07-29-21	03/30/2021	49,981,513.89	.000	07/29/2021	50,000,000.00	.110	120



Run Date: 4/5/2021 4:53:48 AM

Investments Outstanding As Of Date: 3/31/2021

INVENTORY BY MATURITY REPORT

CUSIP	Investment #	Fund	Issuer	Purchase Date	Current Book	Current Rate	Maturity Date	Current Par	YTM	Days to Maturity
LD2000031	242177	3050	EDDIES LAWN AND LANDSCAP	07/30/2019	29,926.50	.000	07/30/2021	29,926.50	.000	121
912828S76	227654	1020	US TREASURY NOTE 1.125 7-3	08/09/2016	14,995,898.44	1.125	07/31/2021	15,000,000.00	1.131	122
912828S76	239551	1020	T 1 1-8 07-31-21	01/23/2019	4,824,023.44	1.125	07/31/2021	5,000,000.00	2.575	122
912828S76	247378	1000	T 1 1-8 07-31-21	11/09/2020	50,371,093.75	1.125	07/31/2021	50,000,000.00	.101	122
06366GV22	248517	1000	BMOCHI 0 08-02-21	02/02/2021	24,981,145.83	.000	08/02/2021	25,000,000.00	.150	124
LD21B0276	248547	3000	AXOS BANK BID OHIO 6 MO	02/03/2021	10,000,000.00	.050	08/04/2021	10,000,000.00	.050	126
LD21B0284	248548	3000	GREENVILLE FEDERAL BID OH	02/03/2021	2,000,000.00	.050	08/04/2021	2,000,000.00	.050	126
EC2000205	242219	3030	LINDSEY EWRY	08/05/2019	55,710.00	1.250	08/05/2021	55,710.00	1.250	127
EC2000213	242220	3030	DEBORAH FULTZ	08/05/2019	34,500.00	1.250	08/05/2021	34,500.00	1.250	127
EC2000221	242221	3030	STEVEN AND KAREN COOK	08/05/2019	221,900.00	1.250	08/05/2021	221,900.00	1.250	127
EC2000239	242222	3030	MICHELLE MCWHORTER	08/05/2019	210,560.00	1.250	08/05/2021	210,560.00	1.250	127
EC2000247	242223	3030	JEFFREY BRANCH	08/05/2019	344,952.51	1.250	08/05/2021	344,952.51	1.250	127
46640PV59	247667	1000	JPMSCC CP 0 08-05-21	12/01/2020	49,910,805.56	.000	08/05/2021	50,000,000.00	.260	127
62479LV51	248125	1000	MUFGBK 0 08-05-21	01/07/2021	49,938,750.00	.000	08/05/2021	50,000,000.00	.210	127
912796C64	248505	1000	WIB 08-05-21	02/04/2021	49,984,833.50	.000	08/05/2021	50,000,000.00	.060	127
LD2000049	242248	3050	MORGANS STONE DIRTWORK	08/07/2019	27,280.00	.750	08/06/2021	27,280.00	.750	128
LD2000056	242273	3050	BAVARIAN CATERING LTD	08/08/2019	38,049.70	.750	08/06/2021	38,049.70	.750	128
EC2000379	242274	3030	MARK TOMSIC	08/08/2019	263,251.10	.300	08/06/2021	263,251.10	.300	128
EC2000361	242275	3030	SCARLET AND JASON HOLMES	08/08/2019	175,000.00	.300	08/06/2021	175,000.00	.300	128
EC2000353	242276	3030	JOHN STANTON	08/08/2019	350,000.00	.300	08/06/2021	350,000.00	.300	128
EC2000346	242277	3030	ALAN SAMUELS	08/08/2019	130,000.00	.300	08/06/2021	130,000.00	.300	128
EC2000338	242278	3030	DANIELLE SISSON	08/08/2019	78,100.00	.300	08/06/2021	78,100.00	.300	128
EC2000320	242279	3030	THOMAS AND KAREN ROHRER	08/08/2019	108,392.50	.300	08/06/2021	108,392.50	.300	128
EC2000312	242280	3030	JUDITH RUEHL	08/08/2019	339,654.00	.300	08/06/2021	339,654.00	.300	128
EC2000304	242281	3030	DENNIS COLEMAN	08/08/2019	50,757.15	.300	08/06/2021	50,757.15	.300	128
EC2000296	242282	3030	JOSEPH LINDSEY GERWIN BO	08/08/2019	216,006.00	.300	08/06/2021	216,006.00	.300	128
EC2000288	242283	3030	KEVIN SLATZER	08/08/2019	210,758.80	.300	08/06/2021	210,758.80	.300	128
EC2000270	242284	3030	JULIA AND CHARLES COHARA	08/08/2019	179,568.00	.300	08/06/2021	179,568.00	.300	128
EC2000254	242286	3030	BRIAN REAM	08/08/2019	100,000.00	.300	08/06/2021	100,000.00	.300	128
EC2000494	242297	3030	MALISSA AMOS	08/09/2019	39,130.00	.300	08/06/2021	39,130.00	.300	128
594918BP8	227710	1030	MICROSOFT CORP 1.550 8-08-	08/16/2016	10,022,000.00	1.550	08/08/2021	10,000,000.00	1.504	130
LD2000064	242295	3050	FOREST CITY COMPANIES INC	08/09/2019	243,365.71	1.220	08/09/2021	243,365.71	1.220	131
14912L6U0	243705	1030	CAT 1.7 08-09-21	12/12/2019	4,984,500.00	1.700	08/09/2021	5,000,000.00	1.890	131



Run Date: 4/5/2021 4:53:48 AM

Investments Outstanding As Of Date: 3/31/2021

INVENTORY BY MATURITY REPORT

CUSIP	Investment #	Fund	Issuer	Purchase Date	Current Book	Current Rate	Maturity Date	Current Par	YTM	Days to Maturity
EC2000387	242305	3030	TED MILLER	08/12/2019	154,845.00	.300	08/12/2021	154,845.00	.300	134
EC2000395	242306	3030	JOSHUA AND CAROLINE KUNK	08/12/2019	40,257.65	.300	08/12/2021	40,257.65	.300	134
EC2000403	242307	3030	WENDY NARAD	08/12/2019	62,000.00	.300	08/12/2021	62,000.00	.300	134
EC2000411	242308	3030	TRISTAN MURRAY	08/12/2019	73,780.00	.300	08/12/2021	73,780.00	.300	134
EC2000429	242309	3030	KATHLEEN BRYSON	08/12/2019	308,791.00	.300	08/12/2021	308,791.00	.300	134
EC2000437	242310	3030	GAROLD DYER	08/12/2019	136,660.00	.300	08/12/2021	136,660.00	.300	134
EC2000445	242311	3030	CRAIG KAVITHA AND PLOWGA	08/12/2019	217,225.00	.300	08/12/2021	217,225.00	.300	134
EC2000452	242312	3030	LISA MECHLING	08/12/2019	75,000.00	.300	08/12/2021	75,000.00	.300	134
EC2000460	242313	3030	MEREDITH PECK	08/12/2019	280,000.00	.300	08/12/2021	280,000.00	.300	134
EC2000478	242314	3030	ROBERT NEWMAN AND LINDA	08/12/2019	350,000.00	.300	08/12/2021	350,000.00	.300	134
EC2000486	242315	3030	JONATHAN LEONARD	08/12/2019	124,935.00	.300	08/12/2021	124,935.00	.300	134
9127964B2	248674	1000	B 08-12-21	02/16/2021	49,988,937.50	.000	08/12/2021	50,000,000.00	.045	134
9127964B2	248675	1000	B 08-12-21	02/16/2021	49,988,937.50	.000	08/12/2021	50,000,000.00	.045	134
2254EAVD2	247494	1000	CSFBNY 0 08-13-21	11/17/2020	49,899,125.00	.000	08/13/2021	50,000,000.00	.271	135
2254EAVD2	247495	1000	CSFBNY 0 08-13-21	11/17/2020	49,899,125.00	.000	08/13/2021	50,000,000.00	.271	135
912833LE8	178333	2000	US TREASURY STRIP	10/04/2006	24,277.50	.000	08/15/2021	50,000.00	4.920	137
912833LE8	178587	2000	US TREASURY STRIP	10/26/2006	65,704.56	.000	08/15/2021	138,000.00	5.076	137
912833LE8	178997	2000	US TREASURY STRIP	11/28/2006	24,808.50	.000	08/15/2021	50,000.00	4.820	137
912833LE8	182221	2000	US TREASURY STRIP	08/28/2007	49,631.00	.000	08/15/2021	100,000.00	5.080	137
912833LE8	182757	2000	US TREASURY STRIP	10/05/2007	50,705.00	.000	08/15/2021	100,000.00	4.960	137
912833LE8	188068	2000	US TREASURY STRIP	09/15/2008	29,050.00	.000	08/15/2021	50,000.00	4.249	137
912833LE8	188163	2010	US TREASURY STRIP	09/22/2008	339,684.48	.000	08/15/2021	576,000.00	4.137	137
912833LE8	193254	2000	US TREASURY STRIP	08/18/2009	58,879.25	.000	08/15/2021	100,000.00	4.466	137
912833LE8	199561	2000	US TREASURY STRIP	08/13/2010	34,594.00	.000	08/15/2021	50,000.00	3.375	137
912833LE8	200624	2000	US TREASURY STRIP	09/24/2010	71,034.00	.000	08/15/2021	100,000.00	3.165	137
912833LE8	207491	2000	US TREASURY STRIP	09/23/2011	40,528.50	.000	08/15/2021	50,000.00	2.134	137
912833LE8	207861	2000	US TREASURY STRIP	10/31/2011	79,323.00	.000	08/15/2021	100,000.00	2.380	137
912833LE8	207914	2000	US TREASURY STRIP	11/03/2011	39,611.50	.000	08/15/2021	50,000.00	2.395	137
912833LE8	211240	2000	US TREASURY STRIP	08/17/2012	43,207.00	.000	08/15/2021	50,000.00	1.630	137
912833LE8	211300	2000	US TREASURY STRIP	08/22/2012	85,578.00	.000	08/15/2021	100,000.00	1.742	137
912833LE8	215295	2000	US TREASURY STRIP	08/16/2013	41,120.00	.000	08/15/2021	50,000.00	2.460	137
912833LE8	215618	2000	US TREASURY STRIP	09/26/2013	41,365.50	.000	08/15/2021	50,000.00	2.419	137
912833LE8	215882	2000	US TREASURY STRIP	11/01/2013	84,203.00	.000	08/15/2021	100,000.00	2.220	137





Run Date: 4/5/2021 4:53:48 AM

Investments Outstanding As Of Date: 3/31/2021

INVENTORY BY MATURITY REPORT

CUSIP	Investment #	Fund	Issuer	Purchase Date	Current Book	Current Rate	Maturity Date	Current Par	YTM	Days to Maturity
912833LE8	218837	2000	US TREASURY STRIP	08/28/2014	344,292.00	.000	08/15/2021	400,000.00	2.165	137
912833LE8	219029	2000	US TREASURY STRIP	09/18/2014	85,300.00	.000	08/15/2021	100,000.00	2.315	137
912833LE8	219289	2000	US TREASURY STRIP	10/17/2014	35,012.00	.000	08/15/2021	40,000.00	1.960	137
912833LE8	224321	2000	USTREASURYSTRI	10/08/2015	90,856.00	.000	08/15/2021	100,000.00	1.645	137
912833LE8	224483	2000	USTREASURYSTRI	10/22/2015	90,730.00	.000	08/15/2021	100,000.00	1.680	137
912833LE8	224552	2000	USTREASURYSTRI	10/29/2015	36,226.00	.000	08/15/2021	40,000.00	1.717	137
912833LE8	228089	2000	US TREASURY STRI ZERO-% 8	09/23/2016	47,019.00	.000	08/15/2021	50,000.00	1.260	137
912833LE8	228285	2000	US TREASURY STRI ZERO-% 8	10/14/2016	234,192.50	.000	08/15/2021	250,000.00	1.355	137
912833LE8	234128	2000	S 0 08-15-21	10/26/2017	37,293.60	.000	08/15/2021	40,000.00	1.850	137
912833LE8	234152	2000	S 0 08-15-21	10/26/2017	46,634.50	.000	08/15/2021	50,000.00	1.840	137
912833LE8	234187	2000	S 0 08-15-21	10/27/2017	23,309.75	.000	08/15/2021	25,000.00	1.850	137
912833LE8	237890	2000	S 0 08-15-21	08/23/2018	110,886.00	.000	08/15/2021	120,000.00	2.670	137
912833LE8	237917	2000	S 0 08-15-21	08/23/2018	36,972.80	.000	08/15/2021	40,000.00	2.660	137
912833LE8	237930	2000	S 0 08-15-21	08/23/2018	231,005.00	.000	08/15/2021	250,000.00	2.671	137
912833LE8	238207	2000	S 0 08-15-21	09/13/2018	36,922.00	.000	08/15/2021	40,000.00	2.760	137
912833LE8	238692	2000	S 0 08-15-21	10/25/2018	368,308.00	.000	08/15/2021	400,000.00	2.962	137
912833LE8	242338	2000	S 0 08-15-21	08/19/2019	24,224.75	.000	08/15/2021	25,000.00	1.590	137
912833LE8	242567	2000	S 0 08-15-21	09/06/2019	97,218.00	.000	08/15/2021	100,000.00	1.459	137
912833LE8	242660	2000	S 0 08-15-21	09/12/2019	77,585.60	.000	08/15/2021	80,000.00	1.599	137
912833LE8	242797	2000	S 0 08-15-21	09/23/2019	242,092.50	.000	08/15/2021	250,000.00	1.704	137
084670BC1	244599	1030	BRK 3 3-4 08-15-21	03/06/2020	2,960,751.00	3.750	08/15/2021	2,850,000.00	1.027	137
912833LE8	246475	2000	S 0 08-15-21	08/10/2020	39,986.00	.000	08/15/2021	40,000.00	.035	137
912833LE8	246780	2000	US Treasury Strip 08,15,2021	09/18/2020	79,965.16	.000	08/15/2021	80,000.00	.048	137
912833LE8	247000	2000	S 0 08-15-21	10/13/2020	39,983.20	.000	08/15/2021	40,000.00	.050	137
912833LE8	247127	2000	S 0 08-15-21	10/22/2020	39,981.58	.000	08/15/2021	40,000.00	.057	137
2254EAVK6	247575	1000	CSFBNY 0 08-19-21	11/24/2020	49,903,222.22	.000	08/19/2021	50,000,000.00	.261	141
912796D48	248722	1000	B 08-19-21	02/18/2021	24,993,680.56	.000	08/19/2021	25,000,000.00	.050	141
912796D48	248723	1000	B 08-19-21	02/18/2021	49,987,361.11	.000	08/19/2021	50,000,000.00	.050	141
912796D48	248724	1000	B 08-19-21	02/18/2021	49,987,361.11	.000	08/19/2021	50,000,000.00	.050	141
2254EAVL4	247549	1000	CSFBNY 0 08-20-21	11/23/2020	49,902,500.00	.000	08/20/2021	50,000,000.00	.261	142
2254EAVL4	247550	1000	CSFBNY 0 08-20-21	11/23/2020	24,951,250.00	.000	08/20/2021	25,000,000.00	.261	142
3130A9B34	227877	1010	FHLB MULTI STEP .750 8-24-2	09/08/2016	15,000,000.00	1.620	08/24/2021	15,000,000.00	1.620	146
78015CVRO	248905	1000	RYNYCP 0 08-25-21	02/25/2021	24,983,659.72	.000	08/25/2021	25,000,000.00	.130	147



Run Date: 4/5/2021 4:53:48 AM

Investments Outstanding As Of Date: 3/31/2021

INVENTORY BY MATURITY REPORT

CUSIP	Investment #	Fund	Issuer	Purchase Date	Current Book	Current Rate	Maturity Date	Current Par	YTM	Days to Maturity
78015CVR0	248906	1000	RYNYCP 0 08-25-21	02/25/2021	49,967,319.45	.000	08/25/2021	50,000,000.00	.130	147
LD2000072	242502	3050	ZIEHLER LANDSCAPING LLC	08/26/2019	42,735.00	.000	08/26/2021	42,735.00	.000	148
78015CVS8	248444	1000	RYNYCP CP 0 08-26-21	01/27/2021	49,956,041.67	.000	08/26/2021	50,000,000.00	.150	148
912796D55	248823	1000	B 08-26-21	02/25/2021	49,989,888.89	.000	08/26/2021	50,000,000.00	.040	148
912796D55	248895	1000	B 08-26-21	02/26/2021	49,988,687.50	.000	08/26/2021	50,000,000.00	.045	148
912796D55	248896	1000	B 08-26-21	02/26/2021	49,988,687.50	.000	08/26/2021	50,000,000.00	.045	148
LD2000080	242524	3050	MATTHEW BRUN ENTERPRISE	08/27/2019	400,000.00	.900	08/27/2021	400,000.00	.900	149
LD2000098	242533	3050	WB METALS LLC	08/28/2019	32,000.00	.000	08/27/2021	32,000.00	.000	149
2254EAVT7	247626	1000	CSFBNY 0 08-27-21	11/30/2020	24,949,375.00	.000	08/27/2021	25,000,000.00	.271	149
13607EVT3	247654	1000	CANHLD 0 08-27-21	12/01/2020	24,960,770.83	.000	08/27/2021	25,000,000.00	.210	149
RE2000017	242554	3040	SPRINTER RENTER LLC	08/30/2019	311,350.00	.000	08/30/2021	311,350.00	.000	152
9128282F6	227998	1020	US TREASURY NOTE 1.125 8-3	09/13/2016	14,932,031.25	1.125	08/31/2021	15,000,000.00	1.219	153
9128282F6	233563	1020	T 1 1-8 08-31-21	09/01/2017	14,724,609.38	1.125	08/31/2021	15,000,000.00	1.601	153
02314PVX6	249043	1000	AMZN CP 0 08-31-21	03/04/2021	49,983,750.00	.000	08/31/2021	50,000,000.00	.065	153
2254EAW25	247781	1000	CSFBNY 0 09-02-21	12/09/2020	24,951,791.67	.000	09/02/2021	25,000,000.00	.261	155
78015CW24	248443	1000	RYNYCP CP 0 09-02-21	01/27/2021	49,954,583.33	.000	09/02/2021	50,000,000.00	.150	155
78015CW24	248500	1000	RYNYCP CP 0 09-02-21	02/01/2021	24,979,291.67	.000	09/02/2021	25,000,000.00	.140	155
78015CW24	248995	1000	RYNYCP CP 0 09-02-21	03/02/2021	49,964,222.22	.000	09/02/2021	50,000,000.00	.140	155
912796D63	249041	1000	B 09-02-21	03/05/2021	49,987,430.55	.000	09/02/2021	50,000,000.00	.050	155
912796D63	249042	1000	B 09-02-21	03/05/2021	49,987,430.56	.000	09/02/2021	50,000,000.00	.050	155
LD2000106	242597	3050	SUNDAES ICE CREAM LLC	09/04/2019	72,033.00	.750	09/03/2021	72,033.00	.750	156
LD2000114	242642	3050	PORTER JACKSON INC	09/06/2019	365,500.00	.000	09/06/2021	365,500.00	.000	159
14913Q2N8	244177	1030	CAT 3.15 09-07-21	01/29/2020	5,764,633.60	3.150	09/07/2021	5,632,000.00	1.657	160
78015CW73	248503	1000	RYNYCP CP 0 09-07-21	02/01/2021	24,978,805.56	.000	09/07/2021	25,000,000.00	.140	160
LD21B0300	249025	3000	BIDOHIO 6 MO	03/03/2021	10,000,000.00	.050	09/08/2021	10,000,000.00	.050	161
02665WBG5	227974	1030	AMERICAN HONDA F 1.700 9-	09/12/2016	10,001,400.00	1.700	09/09/2021	10,000,000.00	1.697	162
78015CW99	248442	1000	RYNYCP CP 0 09-09-21	01/27/2021	49,953,125.00	.000	09/09/2021	50,000,000.00	.150	162
9127964L0	248697	1000	B 09-09-21	02/17/2021	49,989,545.00	.000	09/09/2021	50,000,000.00	.037	162
9127964L0	248698	1000	B 09-09-21	02/17/2021	49,989,545.00	.000	09/09/2021	50,000,000.00	.037	162
62479LWA9	247941	1000	MUFGBK 0 09-10-21	12/21/2020	24,959,819.44	.000	09/10/2021	25,000,000.00	.220	163
3134A4BU7	178679	2000	FHLMC STRIP	10/31/2006	3,050,379.20	.000	09/15/2021	6,590,000.00	5.247	168
3134A4BU7	178682	2000	FHLMC STRIP	10/31/2006	192,822.21	.000	09/15/2021	421,000.00	5.320	168
RE2000025	242752	3040	ZAGMAN PROPERTIES LLC	09/16/2019	40,000.00	1.220	09/16/2021	40,000.00	1.220	169



Run Date: 4/5/2021 4:53:48 AM

Investments Outstanding As Of Date: 3/31/2021

INVENTORY BY MATURITY REPORT

CUSIP	Investment #	Fund	Issuer	Purchase Date	Current Book	Current Rate	Maturity Date	Current Par	YTM	Days to Maturity
78015CWG3	248475	1000	RYNYCP CP 0 09-16-21	01/29/2021	49,955,277.78	.000	09/16/2021	50,000,000.00	.140	169
46640PWG4	249198	1000	JPMSCC CP 0 09-16-21	03/15/2021	49,953,750.00	.000	09/16/2021	50,000,000.00	.180	169
46640PWG4	249199	1000	JPMSCC CP 0 09-16-21	03/15/2021	49,953,750.00	.000	09/16/2021	50,000,000.00	.180	169
86563GWW3	249317	1000	SUMTNY CP 0 09-16-21	03/25/2021	24,978,125.00	.000	09/16/2021	25,000,000.00	.180	169
LD2000122	242771	3050	WAIBEL ENERGY SYSTEMS IN	09/17/2019	60,980.18	.000	09/17/2021	60,980.18	.000	170
LD2000148	242772	3050	WAIBEL ENERGY SYSTEMS IN	09/17/2019	91,057.33	.000	09/17/2021	91,057.33	.000	170
LD2000130	242773	3050	WAIBEL ENERGY SYSTEMS IN	09/17/2019	79,655.00	.001	09/17/2021	79,655.00	.001	170
LD2000155	242790	3050	EDDIES LAWN AND LANDSCAP	09/18/2019	50,525.00	.000	09/17/2021	50,525.00	.000	170
EC2000494	242826	3030	BRADFORD MALLORY	09/19/2019	14,611.00	.000	09/17/2021	14,611.00	.000	170
EC2000502	242827	3030	RACHEL MINNEY	09/19/2019	176,719.20	.000	09/17/2021	176,719.20	.000	170
48128GW30	238337	1030	JPM Float 09-21-21 000B	09/21/2018	10,000,000.00	2.012	09/21/2021	10,000,000.00	2.012	174
89233GWP7	248076	1000	TOYCC 0 09-23-21	01/05/2021	49,920,250.00	.000	09/23/2021	50,000,000.00	.220	176
EC2000510	242899	3030	MICHELLE SMITH	09/25/2019	61,500.00	.300	09/24/2021	61,500.00	.300	177
EC2000528	242900	3030	CHAD BRAHLER	09/25/2019	146,790.00	.300	09/24/2021	146,790.00	.300	177
EC2000635	242901	3030	WADE MCMINN III	09/25/2019	250,000.00	.300	09/24/2021	250,000.00	.300	177
EC2000627	242902	3030	CLINTON ALLERTON	09/25/2019	350,000.00	.300	09/24/2021	350,000.00	.300	177
EC2000619	242903	3030	IAN MACCONNELL	09/25/2019	350,000.00	.300	09/24/2021	350,000.00	.300	177
EC2000601	242904	3030	CHEYENNE CUCCIA	09/25/2019	250,000.00	.300	09/24/2021	250,000.00	.300	177
EC2000593	242905	3030	BRETT BUTLER	09/25/2019	150,000.00	.300	09/24/2021	150,000.00	.300	177
EC2000551	242906	3030	THOMAS AND JOY SLEMMER	09/25/2019	350,000.00	.300	09/24/2021	350,000.00	.300	177
EC2000569	242907	3030	BLAINE LANGANKE	09/25/2019	115,000.00	.300	09/24/2021	115,000.00	.300	177
EC2000577	242908	3030	LISA FARMER	09/25/2019	50,000.00	.300	09/24/2021	50,000.00	.300	177
EC2000585	242909	3030	BRIAN BURGGRAF	09/25/2019	31,265.00	.300	09/24/2021	31,265.00	.300	177
EC2000544	242910	3030	BRIAN MYERS	09/25/2019	167,790.00	.300	09/24/2021	167,790.00	.300	177
EC2000536	242911	3030	MARGARET PRATER	09/25/2019	31,430.00	.300	09/24/2021	31,430.00	.300	177
LD2000163	242935	3050	MARKS HOMEMADE ICE CREA	09/26/2019	190,000.00	1.460	09/24/2021	190,000.00	1.460	177
EC2000643	242936	3030	MELISSA WENZINGER	09/26/2019	90,000.00	.300	09/24/2021	90,000.00	.300	177
EC2000734	242937	3030	GEOFFREY WILLOUGHBY	09/26/2019	193,690.00	.300	09/24/2021	193,690.00	.300	177
EC2000726	242938	3030	ROBERT FULPER	09/26/2019	70,000.00	.300	09/24/2021	70,000.00	.300	177
EC2000718	242939	3030	CAROLE HOLT	09/26/2019	47,805.00	.300	09/24/2021	47,805.00	.300	177
EC2000700	242940	3030	JAMIE DEIST	09/26/2019	340,515.00	.300	09/24/2021	340,515.00	.300	177
EC2000692	242941	3030	RONALD ROMAN	09/26/2019	165,000.00	.300	09/24/2021	165,000.00	.300	177
EC2000684	242942	3030	ROBERT PASQUINUCCI	09/26/2019	25,000.00	.300	09/24/2021	25,000.00	.300	177



Run Date: 4/5/2021 4:53:48 AM

Investments Outstanding As Of Date: 3/31/2021

INVENTORY BY MATURITY REPORT

CUSIP	Investment #	Fund	Issuer	Purchase Date	Current Book	Current Rate	Maturity Date	Current Par	YTM	Days to Maturity
EC2000676	242943	3030	THOMAS GARRA	09/26/2019	238,680.00	.300	09/24/2021	238,680.00	.300	177
EC2000668	242944	3030	JEREMY DUFFIELD	09/26/2019	245,000.00	.300	09/24/2021	245,000.00	.300	177
EC2000650	242945	3030	RICHARD STONE	09/26/2019	66,835.00	.300	09/24/2021	66,835.00	.300	177
EC2000742	242957	3030	ANDREW RACHUBA	09/27/2019	80,225.00	.300	09/27/2021	80,225.00	.300	180
EC2000767	242958	3030	JORDAN MILLER	09/27/2019	135,000.00	.300	09/27/2021	135,000.00	.300	180
EC2000759	242959	3030	MARK CARPER	09/27/2019	56,875.00	.300	09/27/2021	56,875.00	.300	180
EC2000775	242960	3030	MARK CARPER	09/27/2019	68,230.00	.300	09/27/2021	68,230.00	.300	180
EC2000783	242961	3030	GEORGE ROTH	09/27/2019	75,000.00	.300	09/27/2021	75,000.00	.300	180
EC2000791	242962	3030	ELIJAH COLE	09/27/2019	184,800.00	.300	09/27/2021	184,800.00	.300	180
EC2000809	242963	3030	CAROL KYER	09/27/2019	125,000.00	.300	09/27/2021	125,000.00	.300	180
EC2000817	242964	3030	JESSIE THACKER	09/27/2019	100,000.00	.300	09/27/2021	100,000.00	.300	180
EC2000825	242965	3030	ROBERT FULPER	09/27/2019	207,396.00	.300	09/27/2021	207,396.00	.300	180
EC2000833	242966	3030	BENJAMIN GERTEN	09/27/2019	350,000.00	.300	09/27/2021	350,000.00	.300	180
EC2000841	242967	3030	KIRRA KINNEY	09/27/2019	57,500.00	.300	09/27/2021	57,500.00	.300	180
912828T34	228217	1020	US TREASURY NOTE 1.125 9-3	10/05/2016	14,950,781.25	1.125	09/30/2021	15,000,000.00	1.193	183
912828T34	228247	1020	US TREASURY NOTE 1.125 9-3	10/07/2016	9,933,593.75	1.125	09/30/2021	10,000,000.00	1.263	183
EC2000858	242982	3030	CHRISTOPHER AND DEBORAH	09/30/2019	306,152.00	.300	09/30/2021	306,152.00	.300	183
EC2000866	242983	3030	DAVID ROSENTHAL AND SARA	09/30/2019	245,000.00	.300	09/30/2021	245,000.00	.300	183
EC2000874	242984	3030	PHILIP AND TERESA FRANTZ	09/30/2019	118,860.00	.300	09/30/2021	118,860.00	.300	183
EC2000882	242985	3030	TERRANCE AND SHARON MAN	09/30/2019	60,000.00	.300	09/30/2021	60,000.00	.300	183
EC2000890	242986	3030	GREG GAMIER AND JEFFREY L	09/30/2019	75,000.00	.300	09/30/2021	75,000.00	.300	183
EC2000908	242987	3030	KEITH SCHEIDERER	09/30/2019	307,097.00	.300	09/30/2021	307,097.00	.300	183
EC2000916	242988	3030	BRUCE HECKMAN	09/30/2019	110,030.00	.300	09/30/2021	110,030.00	.300	183
EC2000924	242989	3030	WILLIAM FIKTER	09/30/2019	69,825.00	.300	09/30/2021	69,825.00	.300	183
EC2000932	242990	3030	MARK STATEN	09/30/2019	60,000.00	.300	09/30/2021	60,000.00	.300	183
EC2000940	242991	3030	MATTHEW SWORD	09/30/2019	123,000.00	.300	09/30/2021	123,000.00	.300	183
EC2000957	242992	3030	CARLA KRAUS	09/30/2019	170,155.00	.300	09/30/2021	170,155.00	.300	183
EC2000965	242993	3030	CLAUDIA MILLER	09/30/2019	99,774.00	.300	09/30/2021	99,774.00	.300	183
EC2000973	242994	3030	SEAN HOOVER	09/30/2019	80,125.00	.300	09/30/2021	80,125.00	.300	183
EC2000981	242995	3030	ROMESH ADURY	09/30/2019	208,750.00	.300	09/30/2021	208,750.00	.300	183
912828YJ3	247740	1000	T 1 1-2 09-30-21	12/07/2020	25,285,156.25	1.500	09/30/2021	25,000,000.00	.096	183
78015CWW8	248479	1000	RYNYCP CP 0 09-30-21	01/29/2021	49,952,555.56	.000	09/30/2021	50,000,000.00	.140	183
912828T34	248568	1000	T 1 1-8 09-30-21	02/05/2021	25,172,851.56	1.125	09/30/2021	25,000,000.00	.058	183



Run Date: 4/5/2021 4:53:48 AM

Investments Outstanding As Of Date: 3/31/2021

INVENTORY BY MATURITY REPORT

CUSIP	Investment #	Fund	Issuer	Purchase Date	Current Book	Current Rate	Maturity Date	Current Par	YTM	Days to Maturity
912828T34	248569	1000	T 1 1-8 09-30-21	02/05/2021	25,172,851.56	1.125	09/30/2021	25,000,000.00	.058	183
458140AJ9	228372	1030	INTEL CORP 3.300 10-01-21	10/24/2016	5,681,004.16	3.300	10/01/2021	5,288,000.00	1.723	184
14912L7D7	243489	1030	CAT 1.931 10-01-21	11/22/2019	10,015,550.00	1.931	10/01/2021	10,000,000.00	1.845	184
713448DL9	228221	1030	PEPSICO INC 1.700 10-06-21	10/07/2016	9,992,400.00	1.700	10/06/2021	10,000,000.00	1.716	189
3135GOQ89	228353	1010	FNMA DEBENTURE 1.375 10-0	10/19/2016	9,979,000.00	1.375	10/07/2021	10,000,000.00	1.419	190
3135GOQ89	228730	1010	FNMA DEBENTURE	11/25/2016	4,869,375.00	1.375	10/07/2021	5,000,000.00	1.940	190
LD2000171	243083	3050	LAKESIDE PROPANE LLC	10/09/2019	300,000.00	.500	10/08/2021	300,000.00	.500	191
EC2000999	243084	3030	MATT STEPHENS	10/09/2019	96,865.00	.000	10/08/2021	96,865.00	.000	191
2254EAXC2	248233	1000	CSFBNY 0 10-12-21	01/15/2021	24,962,500.00	.000	10/12/2021	25,000,000.00	.200	195
2254EAXC2	248234	1000	CSFBNY 0 10-12-21	01/15/2021	49,925,000.00	.000	10/12/2021	50,000,000.00	.200	195
24422ERH4	244416	1030	DE 3.15 10-15-21 MTN	02/21/2020	7,787,948.00	3.150	10/15/2021	7,600,000.00	1.624	198
62479LXF7	248298	1000	MUFGBK CP 0 10-15-21	01/20/2021	24,962,777.78	.000	10/15/2021	25,000,000.00	.200	198
LD2000189	243178	3050	AK READY MIX	10/23/2019	20,000.00	.000	10/22/2021	20,000.00	.000	205
94988J5T0	243596	1030	WFC 3 5-8 10-22-21 BKNT	12/04/2019	5,147,400.00	3.625	10/22/2021	5,000,000.00	2.021	205
94988J5T0	244189	1030	WFC 3 5-8 10-22-21 BKNT	01/30/2020	5,155,875.00	3.625	10/22/2021	5,000,000.00	1.784	205
62479LXN0	248473	1000	MUFGBK 0 10-22-21	01/29/2021	24,972,291.67	.000	10/22/2021	25,000,000.00	.150	205
LD2000197	243217	3050	A1 PRINTING LLC	10/28/2019	400,000.00	1.460	10/28/2021	400,000.00	1.460	211
13607EXU8	248516	1000	CANHLD CP 0 10-28-21	02/02/2021	49,947,888.89	.000	10/28/2021	50,000,000.00	.140	211
LD2000205	243227	3050	INDOOR ENVIRONMENTAL SP	10/29/2019	35,509.40	.000	10/29/2021	35,509.40	.000	212
912828T67	228446	1020	US TREASURY NOTE 1.250 10-	10/31/2016	9,967,968.75	1.250	10/31/2021	10,000,000.00	1.316	214
912828T67	228604	1020	US TREASURY NOTE 1.250 10-	11/10/2016	9,888,671.88	1.250	10/31/2021	10,000,000.00	1.483	214
912828T67	242949	1020	T 1 1-4 10-31-21	09/30/2019	9,916,796.88	1.250	10/31/2021	10,000,000.00	1.658	214
912828YP9	243501	1020	T 1 1-2 10-31-21	11/25/2019	9,984,375.00	1.500	10/31/2021	10,000,000.00	1.582	214
912828F96	247588	1000	T 2 10-31-21	11/25/2020	50,882,812.50	2.000	10/31/2021	50,000,000.00	.102	214
742718EQ8	228540	1030	PROCTER & GAMBLE 1.700 11	11/08/2016	5,015,250.00	1.700	11/03/2021	5,000,000.00	1.636	217
742718EQ8	228769	1030	PG 1.7 11-03-21	12/02/2016	1,509,939.20	1.700	11/03/2021	1,532,000.00	2.009	217
89116EY31	248536	1000	TDHUSA CP 0 11-03-21	02/03/2021	49,954,500.00	.000	11/03/2021	50,000,000.00	.120	217
9127964W6	247349	1000	WIB 11-04-21	11/05/2020	49,933,646.00	.000	11/04/2021	50,000,000.00	.131	218
78015CY48	248994	1000	RYNYCP CP 0 11-04-21	03/02/2021	24,974,270.83	.000	11/04/2021	25,000,000.00	.150	218
RE2000033	243289	3040	JASON RODZINAK	11/05/2019	72,700.00	.000	11/05/2021	72,700.00	.000	219
EC2001112	243348	3030	JEROME LINNEMAN	11/08/2019	232,382.85	.300	11/08/2021	232,382.85	.300	222
EC2001104	243349	3030	MICHAEL AND JESSICA WAGN	11/08/2019	115,000.00	.300	11/08/2021	115,000.00	.300	222
EC2001096	243350	3030	AMY TACKETT	11/08/2019	225,120.00	.300	11/08/2021	225,120.00	.300	222



Run Date: 4/5/2021 4:53:48 AM

Investments Outstanding As Of Date: 3/31/2021

## INVENTORY BY MATURITY REPORT

CUSIP	Investment #	Fund	Issuer	Purchase Date	Current Book	Current Rate	Maturity Date	Current Par	YTM	Days to Maturity
EC2001088	243351	3030	STEVEN DIFFENDERFER	11/08/2019	176,575.00	.300	11/08/2021	176,575.00	.300	222
EC2001070	243352	3030	MINGYI WENG	11/08/2019	175,007.00	.300	11/08/2021	175,007.00	.300	222
EC2001062	243353	3030	ZACHARY PASKIET	11/08/2019	235,626.30	.300	11/08/2021	235,626.30	.300	222
EC2001054	243354	3030	TODD FLYR	11/08/2019	187,250.00	.300	11/08/2021	187,250.00	.300	222
EC2001047	243355	3030	SHONEE TURNER	11/08/2019	175,000.00	.300	11/08/2021	175,000.00	.300	222
EC2001039	243356	3030	REBECCA ROBERTS	11/08/2019	65,000.00	.300	11/08/2021	65,000.00	.300	222
EC2001021	243357	3030	JACK FIGGINS II	11/08/2019	175,064.00	.300	11/08/2021	175,064.00	.300	222
EC2001005	243358	3030	TERRENCE SULLIVAN	11/08/2019	59,145.85	.300	11/08/2021	59,145.85	.300	222
EC2001013	243359	3030	JOHN MALONE	11/08/2019	75,000.00	.300	11/08/2021	75,000.00	.300	222
3134GBJV5	231215	1010	FHLMC 1 1-4 11-10-21	05/10/2017	4,996,000.00	2.350	11/10/2021	5,000,000.00	2.374	224
EC2001211	243371	3030	VINCE CONTINI	11/12/2019	232,519.00	.300	11/12/2021	232,519.00	.300	226
EC2001203	243372	3030	VLAD COTARLAN	11/12/2019	350,000.00	.300	11/12/2021	350,000.00	.300	226
EC2001195	243373	3030	MEGAN JOHNSON	11/12/2019	74,935.00	.300	11/12/2021	74,935.00	.300	226
EC2001187	243374	3030	STEPHANIE AND FRED PAGAC	11/12/2019	350,000.00	.300	11/12/2021	350,000.00	.300	226
EC2001161	243375	3030	JOSEPH KOSTELNIK	11/12/2019	259,000.00	.300	11/12/2021	259,000.00	.300	226
EC2001179	243376	3030	WILLIAM FERGUSON	11/12/2019	70,000.00	.300	11/12/2021	70,000.00	.300	226
EC2001153	243377	3030	SARA WARD	11/12/2019	348,446.84	.300	11/12/2021	348,446.84	.300	226
EC2001146	243378	3030	KENNETH ORWIG	11/12/2019	69,780.00	.300	11/12/2021	69,780.00	.300	226
EC2001138	243379	3030	KAREN DAVIS	11/12/2019	30,775.00	.300	11/12/2021	30,775.00	.300	226
EC2001120	243380	3030	KENNETH ORWIG	11/12/2019	24,000.00	.300	11/12/2021	24,000.00	.300	226
EC2001310	243446	3030	CHARLES DEBOLT	11/14/2019	269,570.00	.300	11/12/2021	269,570.00	.300	226
EC2001302	243447	3030	BERNADETTE CHEN AND ERIC	11/14/2019	350,000.00	.300	11/12/2021	350,000.00	.300	226
EC2001294	243448	3030	AUBREY LITTLE	11/14/2019	110,410.00	.300	11/12/2021	110,410.00	.300	226
EC2001278	243449	3030	CONNIE YERIAN	11/14/2019	29,475.00	.300	11/12/2021	29,475.00	.300	226
EC2001286	243450	3030	BRITTANY JOHNSON	11/14/2019	59,120.00	.300	11/12/2021	59,120.00	.300	226
EC2001260	243451	3030	JEROME SCHAUB	11/14/2019	100,000.00	.300	11/12/2021	100,000.00	.300	226
EC2001245	243452	3030	LESTER FARLEY	11/14/2019	55,475.00	.300	11/12/2021	55,475.00	.300	226
EC2001252	243453	3030	CYNTHIA BODIE	11/14/2019	85,000.00	.300	11/12/2021	85,000.00	.300	226
EC2001237	243454	3030	ROBIN AND GARY BENSON	11/14/2019	108,080.00	.300	11/12/2021	108,080.00	.300	226
EC2001229	243455	3030	TIMOTHY HOLZMANN	11/14/2019	185,000.00	.300	11/12/2021	185,000.00	.300	226
14913Q3D9	244196	1030	CAT Float 11-12-21 MTN	01/31/2020	5,009,040.00	.401	11/12/2021	5,000,000.00	.159	226
912833LF5	179295	2000	US TREASURY STRIP	12/18/2006	122,757.50	.000	11/15/2021	250,000.00	4.828	229
912833LF5	179701	2000	US TREASURY STRIP	01/31/2007	70,956.00	.000	11/15/2021	150,000.00	5.127	229



Run Date: 4/5/2021 4:53:48 AM

Investments Outstanding As Of Date: 3/31/2021

INVENTORY BY MATURITY REPORT

CUSIP	Investment #	Fund	Issuer	Purchase Date	Current Book	Current Rate	Maturity Date	Current Par	YTM	Days to Maturity
912833LF5	183731	2000	US TREASURY STRIP	12/05/2007	26,815.00	.000	11/15/2021	50,000.00	4.518	229
912833LF5	183938	2000	US TREASURY STRIP	12/19/2007	51,285.00	.000	11/15/2021	100,000.00	4.860	229
912833LF5	184228	2000	US TREASURY STRIP	01/10/2008	80,970.00	.000	11/15/2021	150,000.00	4.503	229
912833LF5	189215	2000	US TREASURY STRIP	11/21/2008	54,777.00	.000	11/15/2021	100,000.00	4.690	229
912833LF5	189261	2000	US TREASURY STRIP	11/21/2008	2,900.00	.000	11/15/2021	5,000.00	4.240	229
912833LF5	189960	2000	US TREASURY STRIP	01/12/2009	156,332.50	.000	11/15/2021	250,000.00	3.690	229
912833LF5	190248	2000	US TREASURY STRIP	02/04/2009	59,801.00	.000	11/15/2021	100,000.00	4.065	229
912833LF5	194194	2000	US TREASURY STRIP	11/24/2009	61,591.00	.000	11/15/2021	100,000.00	4.088	229
912833LF5	194727	2000	US TREASURY STRIP	01/28/2010	30,544.50	.000	11/15/2021	50,000.00	4.222	229
912833LF5	201933	2000	US TREASURY STRIP	11/17/2010	35,344.50	.000	11/15/2021	50,000.00	3.180	229
912833LF5	202148	2000	US TREASURY STRIP	11/24/2010	34,551.00	.000	11/15/2021	50,000.00	3.396	229
912833LF5	203388	2000	US TREASURY STRIP	01/31/2011	66,261.00	.000	11/15/2021	100,000.00	3.852	229
912833LF5	212190	2000	US TREASURY STRIP	11/30/2012	130,705.50	.000	11/15/2021	150,000.00	1.543	229
912833LF5	212320	2000	US TREASURY STRIP	12/13/2012	306,099.50	.000	11/15/2021	350,000.00	1.508	229
912833LF5	212649	2000	US TREASURY STRIP	01/17/2013	42,963.00	.000	11/15/2021	50,000.00	1.726	229
912833LF5	216069	2000	US TREASURY STRIP	11/21/2013	41,378.00	.000	11/15/2021	50,000.00	2.385	229
912833LF5	216414	2000	US TREASURY STRIP	01/09/2014	80,998.00	.000	11/15/2021	100,000.00	2.703	229
912833LF5	219691	2000	US TREASURY STRIP	11/20/2014	215,610.00	.000	11/15/2021	250,000.00	2.130	229
912833LF5	220244	2000	US TREASURY STRIP	01/09/2015	44,316.00	.000	11/15/2021	50,000.00	1.770	229
912833LF5	220346	2000	US TREASURY STRIP	01/20/2015	89,074.00	.000	11/15/2021	100,000.00	1.704	229
912833LF5	220432	2000	US TREASURY STRIP	01/26/2015	89,728.00	.000	11/15/2021	100,000.00	1.600	229
912833LF5	220453	2000	US TREASURY STRIP	01/26/2015	44,760.00	.000	11/15/2021	50,000.00	1.634	229
912833LF5	220472	2000	US TREASURY STRIP	01/26/2015	35,842.80	.000	11/15/2021	40,000.00	1.620	229
912833LF5	220501	2000	US TREASURY STRIP	01/27/2015	223,725.00	.000	11/15/2021	250,000.00	1.640	229
912833LF5	220605	2000	US TREASURY STRIP	01/29/2015	222,852.50	.000	11/15/2021	250,000.00	1.699	229
912833LF5	225020	2000	USTREASURYSTRIP	12/24/2015	222,765.00	.000	11/15/2021	250,000.00	1.967	229
912833LF5	225341	2000	USTREASURYSTRIP	02/04/2016	91,102.00	.000	11/15/2021	100,000.00	1.620	229
912833LF5	228570	2000	US TREASURY STRI ZERO-% 1	11/14/2016	16,781.58	.000	11/15/2021	18,000.00	1.406	229
912833LF5	229105	2000	S 0 11-15-21	01/12/2017	18,194.00	.000	11/15/2021	20,000.00	1.965	229
912833LF5	229107	2000	S 0 11-15-21	01/12/2017	18,194.00	.000	11/15/2021	20,000.00	1.965	229
912833LF5	229270	2000	S 0 11-15-21	01/26/2017	227,652.50	.000	11/15/2021	250,000.00	1.960	229
912833LF5	229396	2000	S 0 11-15-21	02/02/2017	36,386.40	.000	11/15/2021	40,000.00	1.990	229
912833LF5	234356	2000	S 0 11-15-21	11/16/2017	92,573.00	.000	11/15/2021	100,000.00	1.940	229



Run Date: 4/5/2021 4:53:48 AM

Investments Outstanding As Of Date: 3/31/2021

INVENTORY BY MATURITY REPORT

CUSIP	Investment #	Fund	Issuer	Purchase Date	Current Book	Current Rate	Maturity Date	Current Par	YTM	Days to Maturity
912833LF5	234929	2000	S 0 11-15-21	01/25/2018	36,612.40	.000	11/15/2021	40,000.00	2.340	229
912833LF5	235054	2000	S 0 11-15-21	02/02/2018	36,590.00	.000	11/15/2021	40,000.00	2.370	229
912833LF5	243382	2000	S 0 11-15-21	11/15/2019	38,676.00	.000	11/15/2021	40,000.00	1.690	229
912833LF5	243622	2000	S 0 11-15-21	12/09/2019	38,808.40	.000	11/15/2021	40,000.00	1.570	229
912833LF5	243718	2000	S 0 11-15-21	12/16/2019	38,753.60	.000	11/15/2021	40,000.00	1.660	229
912833LF5	247325	2000	S 0 11-15-21	11/06/2020	39,963.20	.000	11/15/2021	40,000.00	.090	229
912833LF5	247465	2000	S 0 11-15-21	11/19/2020	79,956.80	.000	11/15/2021	80,000.00	.055	229
912833LF5	247630	2000	S 0 11-15-21	12/03/2020	39,983.60	.000	11/15/2021	40,000.00	.043	229
912833LF5	247782	2000	S 0 11-15-21	12/14/2020	39,969.48	.000	11/15/2021	40,000.00	.083	229
912833LF5	247842	2000	S 0 11-15-21	12/17/2020	39,989.20	.000	11/15/2021	40,000.00	.030	229
90331HNX7	243292	1030	USB 3.45 11-16-21 BKNT	11/07/2019	1,101,297.50	3.450	11/16/2021	1,070,000.00	1.969	230
90331HNX7	244357	1030	USB 3.45 11-16-21 BKNT	02/13/2020	5,150,064.55	3.450	11/16/2021	5,000,000.00	1.709	230
90331HNX7	244515	1030	USB 3.45 11-16-21 BKNT	02/28/2020	7,423,047.60	3.450	11/16/2021	7,188,000.00	1.512	230
LD2000213	243483	3050	RAMCO ELECTRIC MOTORS	11/20/2019	162,569.00	.150	11/19/2021	162,569.00	.150	233
EC2001419	243504	3030	JEAN BYERLY	11/21/2019	57,500.00	.300	11/19/2021	57,500.00	.300	233
EC2001328	243505	3030	KIM AMBROSE	11/21/2019	106,775.00	.300	11/19/2021	106,775.00	.300	233
EC2001336	243506	3030	STEVEN FRIEDMAN	11/21/2019	64,500.00	.300	11/19/2021	64,500.00	.300	233
EC2001344	243507	3030	MICHAEL COLLETT	11/21/2019	108,640.00	.300	11/19/2021	108,640.00	.300	233
EC2001351	243508	3030	KIMBERLY AND JEFFREY PARR	11/21/2019	125,000.00	.300	11/19/2021	125,000.00	.300	233
EC2001369	243509	3030	SCOTT MACKENZIE	11/21/2019	218,732.92	.300	11/19/2021	218,732.92	.300	233
EC2001377	243510	3030	CHRISTOPHER RISMILLER	11/21/2019	176,330.00	.300	11/19/2021	176,330.00	.300	233
EC2001385	243511	3030	JONATHAN KENNEDY	11/21/2019	190,904.00	.300	11/19/2021	190,904.00	.300	233
EC2001393	243512	3030	KAMMY CUNNINGHAM	11/21/2019	350,000.00	.300	11/19/2021	350,000.00	.300	233
EC2001401	243513	3030	THOMAS ZENO	11/21/2019	194,104.75	.300	11/19/2021	194,104.75	.300	233
3130AHJY0	245475	1010	FHLB 1 5-8 11-19-21	04/20/2020	5,106,150.00	1.625	11/19/2021	5,000,000.00	.278	233
LD2000221	243585	3050	METAL MASTER FABRICATION	11/27/2019	263,440.96	.150	11/26/2021	263,440.96	.150	240
3130AABG2	228783	1010	FHLB 1 7-8 11-29-21	12/02/2016	4,967,300.00	1.875	11/29/2021	5,000,000.00	2.013	243
EC2001526	243556	3030	BRIAN AND CATHY BARR	11/26/2019	27,605.00	.300	11/29/2021	27,605.00	.300	243
EC2001518	243557	3030	BENJAMIN OLIVER	11/26/2019	71,500.00	.300	11/29/2021	71,500.00	.300	243
EC2001500	243558	3030	TODD HANSEN	11/26/2019	210,000.00	.300	11/29/2021	210,000.00	.300	243
EC2001492	243559	3030	KEITH AND NICOLE FAWCETT	11/26/2019	186,725.00	.300	11/29/2021	186,725.00	.300	243
EC2001484	243560	3030	ERIC DANIEL	11/26/2019	202,888.00	.300	11/29/2021	202,888.00	.300	243
EC2001476	243561	3030	STEPHEN ROSE	11/26/2019	211,344.00	.300	11/29/2021	211,344.00	.300	243





Run Date: 4/5/2021 4:53:48 AM

Investments Outstanding As Of Date: 3/31/2021

INVENTORY BY MATURITY REPORT

CUSIP	Investment #	Fund	Issuer	Purchase Date	Current Book	Current Rate	Maturity Date	Current Par	YTM	Days to Maturity
EC2001468	243562	3030	WILLIAM JEREW II	11/26/2019	205,815.40	.300	11/29/2021	205,815.40	.300	243
EC2001450	243563	3030	JACOB HEALEY	11/26/2019	85,000.00	.300	11/29/2021	85,000.00	.300	243
EC2001443	243564	3030	TIMOTHY AND NICOLE GRAHA	11/26/2019	33,996.82	.300	11/29/2021	33,996.82	.300	243
EC2001427	243565	3030	MARK AND HOLLY CHARVILLE	11/26/2019	350,000.00	.300	11/29/2021	350,000.00	.300	243
EC2001435	243566	3030	MICHAEL BANIG	11/26/2019	75,000.00	.300	11/29/2021	75,000.00	.300	243
912828U65	228782	1020	T 1 3-4 11-30-21	12/02/2016	9,935,937.50	1.750	11/30/2021	10,000,000.00	1.885	244
912828U65	233867	1020	T 1 3-4 11-30-21	10/03/2017	14,945,507.81	1.750	11/30/2021	15,000,000.00	1.841	244
912828U65	248570	1000	T 1 3-4 11-30-21	02/05/2021	25,343,750.00	1.750	11/30/2021	25,000,000.00	.064	244
9127965G0	248943	1000	B 12-02-21	03/01/2021	24,989,937.50	.000	12/02/2021	25,000,000.00	.053	246
EC2001534	243611	3030	BARBARA ZALOKAR	12/03/2019	93,000.00	.300	12/03/2021	93,000.00	.300	247
LD2000239	243649	3050	FRAZIE WEALTH MANNAGEME	12/04/2019	206,151.35	.000	12/03/2021	206,151.35	.000	247
LD2000247	243658	3050	LEAD PRODUCTS LLC	12/05/2019	26,570.00	.000	12/03/2021	26,570.00	.000	247
69353REY0	229228	1030	PNC 2.55 12-09-21 BKNT	01/24/2017	9,941,700.00	2.550	12/09/2021	10,000,000.00	2.678	253
69353REY0	243293	1030	PNC 2.55 12-09-21 BKNT	11/07/2019	2,277,450.00	2.550	12/09/2021	2,250,000.00	1.951	253
69353REY0	243339	1030	PNC 2.55 12-09-21 BKNT	11/12/2019	3,738,157.60	2.550	12/09/2021	3,695,000.00	1.972	253
LD2000254	243681	3050	IRON CITY PIPE AND SUPPLY	12/09/2019	880,000.00	.000	12/09/2021	880,000.00	.000	253
EC2001583	243682	3030	JOHN SCHMERSAL	12/09/2019	201,509.00	.300	12/09/2021	201,509.00	.300	253
EC2001575	243683	3030	JANINAH BARRETO HERNAND	12/09/2019	350,000.00	.300	12/09/2021	350,000.00	.300	253
EC2001567	243684	3030	REBECCA CLINE	12/09/2019	100,000.00	.300	12/09/2021	100,000.00	.300	253
EC2001559	243685	3030	LISA AND CHRISTOPHER CICH	12/09/2019	100,000.00	.300	12/09/2021	100,000.00	.300	253
EC2001542	243686	3030	KELLI ROY	12/09/2019	20,170.00	.300	12/09/2021	20,170.00	.300	253
LD2000270	243748	3050	CREATIVE TOTS	12/12/2019	188,970.38	.000	12/10/2021	188,970.38	.000	254
LD2000262	243749	3050	PROGRADE EXCAVATING DEM	12/12/2019	141,570.00	.000	12/10/2021	141,570.00	.000	254
EC2001591	243750	3030	NOLA PATTERSON	12/12/2019	28,170.00	.300	12/10/2021	28,170.00	.300	254
EC2001609	243751	3030	TAYLOR KOLON	12/12/2019	120,155.00	.300	12/10/2021	120,155.00	.300	254
EC2001617	243752	3030	THOMAS KANIA	12/12/2019	55,000.00	.300	12/10/2021	55,000.00	.300	254
EC2001625	243753	3030	KYLE RUSH	12/12/2019	180,544.00	.300	12/10/2021	180,544.00	.300	254
EC2001633	243754	3030	JASON MCQUOWN	12/12/2019	350,000.00	.300	12/10/2021	350,000.00	.300	254
EC2001641	243755	3030	TIMOTHY MORRIS	12/12/2019	100,332.85	.300	12/10/2021	100,332.85	.300	254
EC2001658	243756	3030	CARL AND LISA ALLEN	12/12/2019	350,000.00	.300	12/10/2021	350,000.00	.300	254
EC2001666	243757	3030	JERRY AND SHELLEY DROBNI	12/12/2019	280,000.00	.300	12/10/2021	280,000.00	.300	254
LD2000288	243780	3050	SMITTYS CUSTOM AUTOMOTI	12/16/2019	278,441.00	.000	12/16/2021	278,441.00	.000	260
LD2000304	243847	3050	LHFB PROPERTIES LLC	12/19/2019	103,934.45	.000	12/17/2021	103,934.45	.000	261



Run Date: 4/5/2021 4:53:48 AM

Investments Outstanding As Of Date: 3/31/2021

INVENTORY BY MATURITY REPORT

CUSIP	Investment #	Fund	Issuer	Purchase Date	Current Book	Current Rate	Maturity Date	Current Par	YTM	Days to Maturity
LD2000338	243848	3050	MEGA PLASTICS CO	12/19/2019	89,000.00	.000	12/17/2021	89,000.00	.000	261
LD2000312	243849	3050	F K CONCEPTS INC	12/19/2019	39,050.00	.000	12/17/2021	39,050.00	.000	261
LD2000320	243850	3050	ZIEHLER LANDSCAPING LLC	12/19/2019	90,474.10	.000	12/17/2021	90,474.10	.000	261
3133ELJL9	244200	1010	FFCB Float 12-22-21	01/30/2020	9,999,244.40	.111	12/22/2021	10,000,000.00	.121	266
89116EZP1	249306	1000	TDHUSA CP 0 12-23-21	03/24/2021	49,937,208.33	.000	12/23/2021	50,000,000.00	.165	267
3130AACT3	231392	1010	FHLB 1 1-2 12-28-21 0003	05/16/2017	5,000,000.00	2.400	12/28/2021	5,000,000.00	2.400	272
912796A90	248944	1000	B 12-30-21	03/01/2021	49,976,777.78	.000	12/30/2021	50,000,000.00	.055	274
912796A90	249214	1000	B 0 12-30-21	03/17/2021	49,976,000.00	.000	12/30/2021	50,000,000.00	.060	274
912828U81	229026	1020	T 2 12-31-21	01/03/2017	10,011,718.75	2.000	12/31/2021	10,000,000.00	1.975	275
912828U81	233008	1020	T 2 12-31-21	07/05/2017	15,080,859.38	2.000	12/31/2021	15,000,000.00	1.874	275
912828U81	238564	1020	T 2 12-31-21	10/12/2018	9,710,156.25	2.000	12/31/2021	10,000,000.00	2.950	275
912828U81	247883	1000	T 2 12-31-21	12/16/2020	40,789,775.20	2.000	12/31/2021	40,000,000.00	.101	275
24422ETL3	243050	1030	DE 2.65 01-06-22 MTN	10/08/2019	3,231,247.80	2.650	01/06/2022	3,162,000.00	1.651	281
EC2001674	243973	3030	MAEVE MEIER	01/07/2020	137,750.00	.000	01/07/2022	137,750.00	.000	282
EC2001682	243974	3030	CAROLYN DUNLAP	01/07/2020	175,007.00	.000	01/07/2022	175,007.00	.000	282
EC2001690	243975	3030	DARRELL ROUSSE	01/07/2020	125,000.00	.000	01/07/2022	125,000.00	.000	282
EC2001708	243976	3030	ZANE BUXTON	01/07/2020	210,000.00	.000	01/07/2022	210,000.00	.000	282
EC2001716	243977	3030	DAVID MADER	01/07/2020	191,730.00	.000	01/07/2022	191,730.00	.000	282
LD2000346	244029	3050	GUARDPLUS	01/10/2020	378,400.00	.200	01/10/2022	378,400.00	.200	285
3137EADB2	245599	1010	FHLMC 2 3-8 01-13-22	04/24/2020	6,766,317.96	2.375	01/13/2022	6,537,000.00	.327	288
LD2000353	244082	3050	BOBCAT OF LIMA INC	01/17/2020	490,037.52	.500	01/14/2022	490,037.52	.500	289
31359YCK1	173956	2000	FNMA STRIP	12/13/2005	138,142.38	.000	01/15/2022	318,000.00	5.250	290
3134A4MY7	178666	2000	FHLMC STRIP	10/30/2006	2,561,364.96	.000	01/15/2022	5,619,000.00	5.233	290
91159HHP8	229284	1030	USB 2 5-8 01-24-22	01/26/2017	5,027,150.00	2.625	01/24/2022	5,000,000.00	2.509	299
91159HHP8	229865	1030	USB 2 5-8 01-24-22	03/13/2017	4,984,300.00	2.625	01/24/2022	5,000,000.00	2.694	299
LD2000361	244158	3050	CLARKS GROCERY INC	01/24/2020	157,394.60	1.020	01/24/2022	157,394.60	1.020	299
912796C31	249209	1000	B 01-27-22	03/17/2021	24,987,930.56	.000	01/27/2022	25,000,000.00	.055	302
912796C31	249210	1000	B 01-27-22	03/17/2021	49,975,861.11	.000	01/27/2022	50,000,000.00	.055	302
912796C31	249211	1000	B 01-27-22	03/17/2021	49,975,861.11	.000	01/27/2022	50,000,000.00	.055	302
89116FAT7	249367	1000	TDHUSA CP 0 01-27-22	03/29/2021	49,924,000.00	.000	01/27/2022	50,000,000.00	.180	302
912796C31	249370	1000	B 01-27-22	03/30/2021	49,983,166.67	.000	01/27/2022	50,000,000.00	.040	302
912828H86	229805	1020	T 1 1-2 01-31-22	03/06/2017	9,740,625.00	1.500	01/31/2022	10,000,000.00	2.058	306
084670BF4	230356	1030	BRK 3.4 01-31-22	04/17/2017	5,487,336.32	3.400	01/31/2022	5,216,000.00	2.247	306



Run Date: 4/5/2021 4:53:48 AM

Investments Outstanding As Of Date: 3/31/2021

INVENTORY BY MATURITY REPORT

CUSIP	Investment #	Fund	Issuer	Purchase Date	Current Book	Current Rate	Maturity Date	Current Par	YTM	Days to Maturity
912828V72	233023	1020	T 1 7-8 01-31-22	07/06/2017	14,996,484.38	1.875	01/31/2022	15,000,000.00	1.880	306
912828V72	243650	1020	T 1 7-8 01-31-22	12/05/2019	10,057,812.50	1.875	01/31/2022	10,000,000.00	1.601	306
RE2000041	244234	3040	ALPHA GROCERY COMPANY LL	01/31/2020	233,890.53	.000	01/31/2022	233,890.53	.000	306
LD2000387	244235	3050	SHULTZ TRANSPORT INC	01/31/2020	48,575.00	.000	01/31/2022	48,575.00	.000	306
EC2001724	244236	3030	JOHN LEWIS LANG	01/31/2020	153,935.00	.300	01/31/2022	153,935.00	.300	306
EC2001732	244237	3030	THOMAS & MARILYN KOLAR	01/31/2020	211,169.00	.300	01/31/2022	211,169.00	.300	306
EC2001740	244238	3030	JOSHUA BEARD	01/31/2020	210,000.00	.300	01/31/2022	210,000.00	.300	306
EC2001757	244239	3030	TIFFANY PREIST	01/31/2020	116,065.00	.300	01/31/2022	116,065.00	.300	306
EC2001765	244240	3030	KENNETH PARTLOW	01/31/2020	350,000.00	.300	01/31/2022	350,000.00	.300	306
EC2001773	244241	3030	PAUL ANDERSON	01/31/2020	178,500.00	.300	01/31/2022	178,500.00	.300	306
EC2001781	244242	3030	HYNDHAVI CHOWDARY	01/31/2020	250,000.00	.300	01/31/2022	250,000.00	.300	306
EC2001799	244243	3030	REBECCA POTTER	01/31/2020	210,000.00	.300	01/31/2022	210,000.00	.300	306
LD2000395	244255	3050	INDOOR ENVRM SPECIALISTS	02/03/2020	32,177.68	.000	02/03/2022	32,177.68	.000	309
742718DY2	237500	1030	PG 2.3 02-06-22	07/18/2018	4,882,900.00	2.300	02/06/2022	5,000,000.00	3.000	312
LD2000403	244332	3050	CODEX LLC	02/07/2020	370,513.02	.500	02/07/2022	370,513.02	.500	313
037833CM0	229502	1030	AAPL 2 1-2 02-09-22	02/10/2017	5,023,800.00	2.500	02/09/2022	5,000,000.00	2.398	315
58933YAO8	238575	1030	MRK 2.35 02-10-22	10/15/2018	4,851,250.00	2.350	02/10/2022	5,000,000.00	3.303	316
58933YAO8	240317	1030	MRK 2.35 02-10-22	04/12/2019	4,980,750.00	2.350	02/10/2022	5,000,000.00	2.491	316
LD2000411	244367	3050	ZIEHLER LANDSCAPING LLC	02/12/2020	54,348.00	.000	02/11/2022	54,348.00	.000	317
912833LG3	180369	2000	US TREASURY STRIP	04/03/2007	24,060.00	.000	02/15/2022	50,000.00	4.980	321
912833LG3	180521	2000	US TREASURY STRIP	04/12/2007	47,349.00	.000	02/15/2022	100,000.00	5.100	321
912833LG3	180737	2000	US TREASURY STRIP	04/30/2007	48,332.00	.000	02/15/2022	100,000.00	4.975	321
912833LG3	184839	2000	US TREASURY STRIP	02/28/2008	5,212.86	.000	02/15/2022	10,000.00	4.720	321
912833LG3	185229	2000	US TREASURY STRIP	03/27/2008	5,465.00	.000	02/15/2022	10,000.00	4.399	321
912833LG3	185272	2000	US TREASURY STRIP	03/28/2008	27,138.00	.000	02/15/2022	50,000.00	4.450	321
912833LG3	185598	2000	US TREASURY STRIP	04/16/2008	27,571.00	.000	02/15/2022	50,000.00	4.350	321
912833LG3	185617	2000	US TREASURY STRIP	04/16/2008	5,510.00	.000	02/15/2022	10,000.00	4.356	321
912833LG3	185884	2000	US TREASURY STRIP	04/28/2008	13,221.50	.000	02/15/2022	25,000.00	4.670	321
912833LG3	190598	2000	US TREASURY STRIP	02/27/2009	30,269.00	.000	02/15/2022	50,000.00	3.908	321
912833LG3	190829	2000	US TREASURY STRIP	03/20/2009	30,215.50	.000	02/15/2022	50,000.00	3.940	321
912833LG3	190955	2000	US TREASURY STRIP	03/30/2009	61,343.00	.000	02/15/2022	100,000.00	3.830	321
912833LG3	191121	2000	US TREASURY STRIP	04/13/2009	3,150.00	.000	02/15/2022	5,000.00	3.630	321
912833LG3	191209	2000	US TREASURY STRIP	04/16/2009	30,285.00	.000	02/15/2022	50,000.00	3.945	321



Run Date: 4/5/2021 4:53:48 AM

Investments Outstanding As Of Date: 3/31/2021

INVENTORY BY MATURITY REPORT

CUSIP	Investment #	Fund	Issuer	Purchase Date	Current Book	Current Rate	Maturity Date	Current Par	YTM	Days to Maturity
912833LG3	191859	2000	US TREASURY STRIP	04/24/2009	30,550.00	.000	02/15/2022	50,000.00	3.882	321
912833LG3	194856	2000	US TREASURY STRIP	02/08/2010	59,477.00	.000	02/15/2022	100,000.00	4.370	321
912833LG3	195182	2000	US TREASURY STRIP	03/03/2010	29,884.50	.000	02/15/2022	50,000.00	4.352	321
912833LG3	195389	2000	US TREASURY STRIP	03/12/2010	59,529.00	.000	02/15/2022	100,000.00	4.395	321
912833LG3	195858	2000	US TREASURY STRIP	04/08/2010	29,343.00	.000	02/15/2022	50,000.00	4.546	321
912833LG3	196883	2000	US TREASURY STRIP	04/30/2010	30,279.50	.000	02/15/2022	50,000.00	4.298	321
912833LG3	203857	2000	US TREASURY STRIP	02/28/2011	32,524.00	.000	02/15/2022	50,000.00	3.961	321
912833LG3	204504	2000	US TREASURY STRIP	04/12/2011	64,668.00	.000	02/15/2022	100,000.00	4.060	321
912833LG3	205417	2000	US TREASURY STRIP	05/05/2011	66,786.00	.000	02/15/2022	100,000.00	3.779	321
912833LG3	208700	2000	US TREASURY STRIP	02/16/2012	40,576.00	.000	02/15/2022	50,000.00	2.100	321
912833LG3	208871	2000	US TREASURY STRIP	03/05/2012	81,320.00	.000	02/15/2022	100,000.00	2.089	321
912833LG3	209010	2000	US TREASURY STRIP	03/19/2012	39,357.00	.000	02/15/2022	50,000.00	2.430	321
912833LG3	209135	2000	US TREASURY STRIP	04/05/2012	39,816.50	.000	02/15/2022	50,000.00	2.323	321
912833LG3	209927	2000	US TREASURY STRIP	04/30/2012	40,591.00	.000	02/15/2022	50,000.00	2.140	321
912833LG3	213284	2000	US TREASURY STRIP	03/25/2013	42,445.50	.000	02/15/2022	50,000.00	1.850	321
912833LG3	213359	2000	US TREASURY STRIP	03/28/2013	85,091.00	.000	02/15/2022	100,000.00	1.825	321
912833LG3	213436	2000	US TREASURY STRIP	04/04/2013	42,901.50	.000	02/15/2022	50,000.00	1.734	321
912833LG3	213503	2000	US TREASURY STRIP	04/12/2013	86,609.00	.000	02/15/2022	100,000.00	1.632	321
912833LG3	214254	2000	US TREASURY STRIP	05/02/2013	87,156.00	.000	02/15/2022	100,000.00	1.570	321
912833LG3	216909	2000	US TREASURY STRIP	03/21/2014	205,575.00	.000	02/15/2022	250,000.00	2.490	321
912833LG3	220874	2000	US TREASURY STRIP	02/13/2015	35,134.40	.000	02/15/2022	40,000.00	1.860	321
912833LG3	222348	2000	US TREASURY STRIP	04/30/2015	35,533.60	.000	02/15/2022	40,000.00	1.750	321
912833LG3	225730	2000	USTREASURYSTRI	03/17/2016	36,140.00	.000	02/15/2022	40,000.00	1.723	321
912833LG3	225757	2000	USTREASURYSTRI	03/17/2016	16,491.79	.000	02/15/2022	18,250.00	1.720	321
912833LG3	229650	2000	S 0 02-15-22	02/24/2017	46,982.52	.000	02/15/2022	52,000.00	2.050	321
912833LG3	230016	2000	S 0 02-15-22	03/24/2017	361,420.00	.000	02/15/2022	400,000.00	2.082	321
912833LG3	230130	2000	S 0 02-15-22	03/30/2017	226,605.00	.000	02/15/2022	250,000.00	2.023	321
912833LG3	230235	2000	S 0 02-15-22	04/06/2017	45,476.50	.000	02/15/2022	50,000.00	1.960	321
912833LG3	230352	2000	S 0 02-15-22	04/17/2017	36,463.60	.000	02/15/2022	40,000.00	1.925	321
912833LG3	230987	2000	S 0 02-15-22	04/28/2017	228,192.50	.000	02/15/2022	250,000.00	1.910	321
912833LG3	235196	2000	S 0 02-15-22	02/15/2018	36,244.40	.000	02/15/2022	40,000.00	2.480	321
912833LG3	235365	2000	S 0 02-15-22	03/01/2018	36,222.40	.000	02/15/2022	40,000.00	2.520	321
912833LG3	235386	2000	S 0 02-15-22	03/01/2018	36,188.80	.000	02/15/2022	40,000.00	2.544	321



Run Date: 4/5/2021 4:53:48 AM

Investments Outstanding As Of Date: 3/31/2021

INVENTORY BY MATURITY REPORT

CUSIP	Investment #	Fund	Issuer	Purchase Date	Current Book	Current Rate	Maturity Date	Current Par	YTM	Days to Maturity
912833LG3	235450	2000	S 0 02-15-22	03/05/2018	180,598.00	.000	02/15/2022	200,000.00	2.600	321
912833LG3	235523	2000	S 0 02-15-22	03/08/2018	36,214.80	.000	02/15/2022	40,000.00	2.538	321
912833LG3	236305	2000	S 0 02-15-22	04/26/2018	36,036.40	.000	02/15/2022	40,000.00	2.760	321
912833LG3	244732	2000	S 0 02-15-22	03/19/2020	39,704.80	.000	02/15/2022	40,000.00	.388	321
912833LG3	244835	2000	S 0 02-15-22	04/02/2020	24,930.00	.000	02/15/2022	25,000.00	.150	321
912833LG3	249108	2000	S 0 02-15-22	03/12/2021	39,999.20	.000	02/15/2022	40,000.00	.002	321
912833LG3	249136	2000	S 0 02-15-22	03/12/2021	79,998.40	.000	02/15/2022	80,000.00	.002	321
69353RFB9	243051	1030	PNC 2 5-8 02-17-22 BKNT	10/08/2019	7,160,371.75	2.625	02/17/2022	7,025,000.00	1.786	323
69353RFB9	243858	1030	PNC 2 5-8 02-17-22 BKNT	12/24/2019	5,068,500.00	2.625	02/17/2022	5,000,000.00	1.970	323
LD2000429	244413	3050	CONCRETE CORING COMPANY	02/19/2020	36,777.00	.000	02/18/2022	36,777.00	.000	324
912796D30	249196	1000	B 0 02-24-22	03/16/2021	49,966,458.33	.000	02/24/2022	50,000,000.00	.070	330
912796D30	249197	1000	B 0 02-24-22	03/16/2021	49,966,458.34	.000	02/24/2022	50,000,000.00	.070	330
LD2000437	244496	3050	GEIGER BRTHRS MCHNICL CO	02/25/2020	138,352.50	.400	02/25/2022	138,352.50	.400	331
14913Q2T5	243648	1030	CAT 2.95 02-26-22 MTN	12/06/2019	5,114,850.00	2.950	02/26/2022	5,000,000.00	1.889	332
912828J43	229757	1020	T 1 3-4 02-28-22	03/02/2017	9,872,330.00	1.750	02/28/2022	10,000,000.00	2.020	334
3136G4LR2	233568	1010	FNMA 2.06 02-28-22	09/01/2017	10,035,100.00	2.060	02/28/2022	10,000,000.00	1.978	334
912828W55	239253	1020	T 1 7-8 02-28-22	12/21/2018	14,648,437.50	1.875	02/28/2022	15,000,000.00	2.645	334
478160CD4	229772	1030	JNJ 2 1-4 03-03-22	03/06/2017	9,974,600.00	2.250	03/03/2022	10,000,000.00	2.304	337
0258M0EG0	243476	1030	AXP 2.7 03-03-22 MTN	11/21/2019	2,034,640.00	2.700	03/03/2022	2,000,000.00	1.920	337
0258M0EG0	243477	1030	AXP 2.7 03-03-22 MTN	11/21/2019	282,784.38	2.700	03/03/2022	278,000.00	1.925	337
0258M0EG0	243964	1030	AXP 2.7 03-03-22 MTN	01/08/2020	5,085,950.00	2.700	03/03/2022	5,000,000.00	1.881	337
0258M0EG0	243979	1030	AXP 2.7 03-03-22 MTN	01/09/2020	10,172,700.00	2.700	03/03/2022	10,000,000.00	1.876	337
0258M0EG0	244045	1030	AXP 2.7 03-03-22 MTN	01/16/2020	4,068,760.00	2.700	03/03/2022	4,000,000.00	1.873	337
166764AT7	244274	1030	CVX 2.411 03-03-22	02/06/2020	5,075,250.00	2.411	03/03/2022	5,000,000.00	1.670	337
LD2000445	244630	3050	GRUNDER LANDSCAPING CO	03/06/2020	109,765.00	.000	03/04/2022	109,765.00	.000	338
LD2000452	244631	3050	CROSS COUNTRY POLE BUILD	03/06/2020	64,071.00	.000	03/04/2022	64,071.00	.000	338
713448BY3	244580	1030	PEP 2 3-4 03-05-22	03/05/2020	2,104,290.00	2.750	03/05/2022	2,043,000.00	1.227	339
3134A4BV5	178685	2000	FHLMC STRIP	10/31/2006	2,080,702.26	.000	03/15/2022	4,602,000.00	5.231	349
24422ERM3	243827	1030	DE 2 3-4 03-15-22 MTN	12/20/2019	5,294,744.00	2.750	03/15/2022	5,200,000.00	1.913	349
LD2000460	244728	3050	VON SOSSAN CONTRACTING I	03/16/2020	400,000.00	.000	03/16/2022	400,000.00	.000	350
LD2000478	244729	3050	K F DEVELOPMENT MONCLOV	03/16/2020	400,000.00	.000	03/16/2022	400,000.00	.000	350
LD2000486	244730	3050	DRS FRANKEL AND PUHL LLC	03/16/2020	400,000.00	.000	03/16/2022	400,000.00	.000	350
3133ELTZ7	244717	1010	FFCB 0 5-8 03-18-22	03/18/2020	9,984,000.00	.625	03/18/2022	10,000,000.00	.706	352



Run Date: 4/5/2021 4:53:48 AM

Investments Outstanding As Of Date: 3/31/2021

INVENTORY BY MATURITY REPORT

CUSIP	Investment #	Fund	Issuer	Purchase Date	Current Book	Current Rate	Maturity Date	Current Par	YTM	Days to Maturity
89116FCN8	249327	1000	TDHUSA CP 0 03-22-22	03/25/2021	49,899,444.44	.000	03/22/2022	50,000,000.00	.200	356
912796F38	249286	1000	WIB 03-24-22	03/25/2021	49,969,666.67	.000	03/24/2022	50,000,000.00	.060	358
912796F38	249287	1000	WIB 03-24-22	03/25/2021	49,969,666.66	.000	03/24/2022	50,000,000.00	.060	358
912796F38	249325	1000	B 03-24-22	03/26/2021	49,969,750.00	.000	03/24/2022	50,000,000.00	.060	358
912796F38	249326	1000	B 03-24-22	03/26/2021	49,969,750.00	.000	03/24/2022	50,000,000.00	.060	358
EC2001807	244820	3030	JOHN PEDEN	03/30/2020	85,000.00	.300	03/30/2022	85,000.00	.300	364
EC2001815	244821	3030	ANGELA RILEY	03/30/2020	53,405.00	.300	03/30/2022	53,405.00	.300	364
EC2001823	244822	3030	KRYSTAL LILLY	03/30/2020	66,400.00	.300	03/30/2022	66,400.00	.300	364
EC2001831	244823	3030	HAYLEY FOX	03/30/2020	142,047.50	.300	03/30/2022	142,047.50	.300	364
EC2001849	244824	3030	TRACY ROBERTSON	03/30/2020	52,205.00	.300	03/30/2022	52,205.00	.300	364
EC2001856	244825	3030	BLAKE WRIGHT	03/30/2020	315,000.00	.300	03/30/2022	315,000.00	.300	364
EC2001864	244826	3030	DAVID CASON	03/30/2020	250,000.00	.300	03/30/2022	250,000.00	.300	364
EC2001872	244827	3030	RICHARD BRADY	03/30/2020	350,000.00	.300	03/30/2022	350,000.00	.300	364
912828W89	231009	1020	T 1 7-8 03-31-22	04/27/2017	10,007,031.25	1.875	03/31/2022	10,000,000.00	1.860	365
912828W89	231248	1020	T 1 7-8 03-31-22	05/05/2017	10,000,000.00	1.875	03/31/2022	10,000,000.00	1.875	365
912828J76	233314	1020	T 1 3-4 03-31-22	08/09/2017	19,959,375.00	1.750	03/31/2022	20,000,000.00	1.796	365
EC2001880	244841	3030	DAVE AND JILL STEINMETZ	03/31/2020	75,000.00	.300	03/31/2022	75,000.00	.300	365
EC2001898	244843	3030	JAMES VASTARTIS	03/31/2020	175,007.00	.300	03/31/2022	175,007.00	.300	365
EC2001906	244844	3030	C THOMAS SCHNEIDER	03/31/2020	252,000.00	.300	03/31/2022	252,000.00	.300	365
EC2001914	244845	3030	JEREMY ROTH	03/31/2020	90,000.00	.300	03/31/2022	90,000.00	.300	365
EC2001922	244847	3030	VICKI PIATT	03/31/2020	53,475.00	.300	03/31/2022	53,475.00	.300	365
EC2001930	244848	3030	KIMBERLY MANN	03/31/2020	350,000.00	.300	03/31/2022	350,000.00	.300	365
EC2001948	244849	3030	BENJAMIN FORSHEE	03/31/2020	266,000.00	.300	03/31/2022	266,000.00	.300	365
EC2001955	244850	3030	CHRISTINA SHERRILL	03/31/2020	61,660.00	.300	03/31/2022	61,660.00	.300	365
EC2001963	244852	3030	LEONARD AND DONNA VARGO	03/31/2020	350,000.00	.300	03/31/2022	350,000.00	.300	365
EC2001971	244853	3030	NATHAN POND	03/31/2020	270,081.00	.300	03/31/2022	270,081.00	.300	365
46513XGT1	230154	1010	ISRAEL BOND	04/03/2017	7,500,000.00	3.500	04/01/2022	7,500,000.00	3.500	366
46513XHT0	230155	1010	ISRAEL FLOATING RATE BOND	04/03/2017	7,500,000.00	1.663	04/01/2022	7,500,000.00	1.663	366
46513XBT6	230156	1010	ISRAEL BOND	04/03/2017	10,000,000.00	3.200	04/01/2022	10,000,000.00	3.200	366
677522U44	244119	1010	OPFC Veterans Compensation	02/05/2020	4,985,000.00	1.694	04/01/2022	4,985,000.00	1.694	366
46513JAG6	244951	1010	ISRAEL BOND 1.35 4-1-22	04/15/2020	5,000,000.00	1.350	04/01/2022	5,000,000.00	1.350	366
3135G0T45	234649	1010	FNMA 1 7-8 04-05-22	12/26/2017	9,858,300.00	1.875	04/05/2022	10,000,000.00	2.224	370
3130AJGR4	244881	1010	FHLB 0.8 04-08-22	04/08/2020	9,800,000.00	.800	04/08/2022	9,800,000.00	.800	373



Run Date: 4/5/2021 4:53:48 AM

Investments Outstanding As Of Date: 3/31/2021

INVENTORY BY MATURITY REPORT

CUSIP	Investment #	Fund	Issuer	Purchase Date	Current Book	Current Rate	Maturity Date	Current Par	YTM	Days to Maturity
89236TFX8	240343	1030	TOYOTA 2.65 04-12-22 MTN	04/17/2019	4,998,100.00	2.650	04/12/2022	5,000,000.00	2.663	377
89236TFX8	244019	1030	TOYOTA 2.65 04-12-22 MTN	01/13/2020	5,604,060.00	2.650	04/12/2022	5,500,000.00	1.787	377
EC2001989	244969	3030	DAUREL COPLEY	04/13/2020	104,140.20	.150	04/13/2022	104,140.20	.150	378
LD2000494	244983	3050	MARTIN J GRUNDER LANDSCA	04/15/2020	47,662.30	.000	04/15/2022	47,662.30	.000	380
LD2000502	245529	3050	MUSTARD SEED SHOP LLC	04/21/2020	85,000.00	.001	04/21/2022	85,000.00	.001	386
LD2000510	245594	3050	ELITE NATURESCAPES	04/23/2020	158,049.07	.000	04/22/2022	158,049.07	.000	387
LD2000528	245686	3050	SELECT MACHINE INC	04/30/2020	124,719.92	.000	04/29/2022	124,719.92	.000	394
LD2000536	245687	3050	VANOVER TRUCKING LLC	04/30/2020	34,266.47	.000	04/29/2022	34,266.47	.000	394
LD2000544	245796	3050	GEIGER BROS MECH CONTRA	05/01/2020	166,582.00	.000	04/29/2022	166,582.00	.000	394
LD2000551	245797	3050	WEBER MATERIALS	05/01/2020	2,292,000.00	.550	04/29/2022	2,292,000.00	.550	394
912828WZ9	233221	1020	T 1 3-4 04-30-22	07/27/2017	14,922,656.25	1.750	04/30/2022	15,000,000.00	1.863	395
912828X47	243704	1020	T 1 7-8 04-30-22	12/11/2019	10,052,343.75	1.875	04/30/2022	10,000,000.00	1.650	395
88059EHH0	178620	2000	TVA STRIP	10/25/2006	652,987.44	.000	05/01/2022	1,512,000.00	5.484	396
88059EHH0	179128	2000	TVA STRIP	12/04/2006	330,466.68	.000	05/01/2022	718,000.00	5.100	396
EC2001997	245815	3030	RICHARD SCHMELZER	05/07/2020	189,700.00	.000	05/06/2022	189,700.00	.000	401
458140BB5	235810	1030	INTC 2.35 05-11-22	04/06/2018	6,078,233.92	2.350	05/11/2022	6,224,000.00	2.961	406
037833CQ1	240319	1030	AAPL 2.3 05-11-22	04/12/2019	4,963,400.00	2.300	05/11/2022	5,000,000.00	2.548	406
037833CQ1	245574	1030	AAPL 2.3 05-11-22	04/24/2020	8,668,917.00	2.300	05/11/2022	8,405,000.00	.751	406
EC2002003	245826	3030	JEFFREY BACHER	05/11/2020	250,000.00	.000	05/11/2022	250,000.00	.000	406
LD2000569	245834	3050	LEEK PIPE ORGAN COMPANY	05/12/2020	82,724.12	.000	05/12/2022	82,724.12	.000	407
LD2000577	245877	3050	THE BUTCHER AND GROCER L	05/15/2020	171,000.00	.550	05/13/2022	171,000.00	.550	408
912833LH1	181168	2000	US TREASURY STRIP	05/31/2007	23,210.00	.000	05/15/2022	50,000.00	5.198	410
912833LH1	181416	2000	US TREASURY STRIP	06/26/2007	22,522.00	.000	05/15/2022	50,000.00	5.430	410
912833LH1	181557	2000	US TREASURY STRIP	07/06/2007	22,978.50	.000	05/15/2022	50,000.00	5.301	410
912833LH1	181863	2000	US TREASURY STRIP	07/30/2007	46,659.00	.000	05/15/2022	100,000.00	5.220	410
912833LH1	186335	2010	US TREASURY STRIP	05/22/2008	3,945,766.10	.000	05/15/2022	7,538,000.00	4.684	410
912833LH1	186421	2000	US TREASURY STRIP	05/27/2008	26,382.50	.000	05/15/2022	50,000.00	4.630	410
912833LH1	186666	2000	US TREASURY STRIP	06/09/2008	14,231.00	.000	05/15/2022	25,000.00	4.085	410
912833LH1	187229	2000	US TREASURY STRIP	07/11/2008	5,315.50	.000	05/15/2022	10,000.00	4.617	410
912833LH1	192217	2000	US TREASURY STRIP	05/13/2009	85,515.00	.000	05/15/2022	150,000.00	4.368	410
912833LH1	193236	2000	US TREASURY STRIP	08/18/2009	28,103.67	.000	05/15/2022	50,000.00	4.573	410
912833LH1	197101	2000	US TREASURY STRIP	05/11/2010	186,893.17	.000	05/15/2022	306,000.00	4.147	410
912833LH1	197196	2000	US TREASURY STRIP	05/14/2010	15,253.25	.000	05/15/2022	25,000.00	4.159	410



Run Date: 4/5/2021 4:53:48 AM

Investments Outstanding As Of Date: 3/31/2021

INVENTORY BY MATURITY REPORT

CUSIP	Investment #	Fund	Issuer	Purchase Date	Current Book	Current Rate	Maturity Date	Current Par	YTM	Days to Maturity
912833LH1	198376	2000	US TREASURY STRIP	06/30/2010	32,457.50	.000	05/15/2022	50,000.00	3.672	410
912833LH1	198702	2000	US TREASURY STRIP	07/13/2010	64,500.00	.000	05/15/2022	100,000.00	3.738	410
912833LH1	205476	2000	US TREASURY STRIP	05/09/2011	66,326.00	.000	05/15/2022	100,000.00	3.762	410
912833LH1	206121	2000	US TREASURY STRIP	06/13/2011	68,827.00	.000	05/15/2022	100,000.00	3.450	410
912833LH1	206333	2000	US TREASURY STRIP	06/23/2011	34,390.50	.000	05/15/2022	50,000.00	3.465	410
912833LH1	206373	2000	US TREASURY STRIP	06/27/2011	34,353.50	.000	05/15/2022	50,000.00	3.479	410
912833LH1	210180	2000	US TREASURY STRIP	05/16/2012	41,028.50	.000	05/15/2022	50,000.00	1.988	410
912833LH1	210395	2000	US TREASURY STRIP	06/06/2012	42,642.00	.000	05/15/2022	50,000.00	1.608	410
912833LH1	210601	2000	US TREASURY STRIP	06/25/2012	41,952.50	.000	05/15/2022	50,000.00	1.783	410
912833LH1	214705	2000	US TREASURY STRIP	06/17/2013	41,361.50	.000	05/15/2022	50,000.00	2.140	410
912833LH1	218184	2000	US TREASURY STRIP	06/26/2014	41,232.00	.000	05/15/2022	50,000.00	2.460	410
912833LH1	218210	2000	US TREASURY STRIP	06/27/2014	41,138.50	.000	05/15/2022	50,000.00	2.490	410
912833LH1	218580	2000	US TREASURY STRIP	07/31/2014	41,615.50	.000	05/15/2022	50,000.00	2.370	410
912833LH1	222624	2000	US TREASURY STRIP	05/21/2015	217,085.00	.000	05/15/2022	250,000.00	2.032	410
912833LH1	226887	2000	US TREASURY STRI ZERO-% 5	05/26/2016	109,060.80	.000	05/15/2022	120,000.00	1.608	410
912833LH1	227314	2000	US TREASURY STRI ZERO-% 5	07/15/2016	46,507.50	.000	05/15/2022	50,000.00	1.245	410
912833LH1	227498	2000	US TREASURY STRI ZERO-% 5	07/29/2016	37,063.20	.000	05/15/2022	40,000.00	1.320	410
912833LH1	227669	2000	US TREASURY STRI ZERO-% 5	08/12/2016	92,731.00	.000	05/15/2022	100,000.00	1.315	410
912833LH1	231304	2000	S 0 05-15-22	05/11/2017	36,169.60	.000	05/15/2022	40,000.00	2.019	410
912833LH1	231587	2000	S 0 05-15-22	06/02/2017	36,460.80	.000	05/15/2022	40,000.00	1.880	410
912833LH1	237031	2000	S 0 05-15-22	06/14/2018	35,912.40	.000	05/15/2022	40,000.00	2.770	410
912833LH1	237316	2000	S 0 05-15-22	07/06/2018	36,041.20	.000	05/15/2022	40,000.00	2.719	410
912833LH1	237405	2000	S 0 05-15-22	07/12/2018	36,029.60	.000	05/15/2022	40,000.00	2.739	410
084664BT7	238846	1030	BRK 3 05-15-22	11/08/2018	9,886,300.00	3.000	05/15/2022	10,000,000.00	3.345	410
912833LH1	241255	2000	S 0 05-15-22	05/09/2019	37,356.00	.000	05/15/2022	40,000.00	2.280	410
912833LH1	241679	2000	S 0 05-15-22	06/21/2019	37,934.40	.000	05/15/2022	40,000.00	1.837	410
912833LH1	241904	2000	S 0 05-15-22	07/11/2019	37,947.60	.000	05/15/2022	40,000.00	1.860	410
912833LH1	242045	2000	S 0 05-15-22	07/22/2019	237,367.50	.000	05/15/2022	250,000.00	1.850	410
912833LH1	242098	2000	S 0 05-15-22	07/26/2019	38,062.80	.000	05/15/2022	40,000.00	1.778	410
912833LH1	245844	2000	S 0 05-15-22	05/18/2020	39,888.00	.000	05/15/2022	40,000.00	.141	410
912833LH1	246024	2000	S 0 05-15-22	06/12/2020	39,861.60	.000	05/15/2022	40,000.00	.180	410
912833LH1	246086	2000	S 0 05-15-22	06/19/2020	39,868.40	.000	05/15/2022	40,000.00	.173	410
912833LH1	246249	2000	S 0 05-15-22	07/16/2020	39,890.40	.000	05/15/2022	40,000.00	.150	410





Run Date: 4/5/2021 4:53:48 AM

Investments Outstanding As Of Date: 3/31/2021

INVENTORY BY MATURITY REPORT

CUSIP	Investment #	Fund	Issuer	Purchase Date	Current Book	Current Rate	Maturity Date	Current Par	YTM	Days to Maturity
912833LH1	246259	2000	S 0 05-15-22	07/16/2020	39,890.40	.000	05/15/2022	40,000.00	.150	410
912833LH1	246314	2000	S 0 05-15-22	07/20/2020	39,909.20	.000	05/15/2022	40,000.00	.125	410
02665WDF5	243500	1030	HNDA 1.95 05-20-22	11/25/2019	5,006,000.00	1.950	05/20/2022	5,000,000.00	1.900	415
912828XR6	231877	1020	T 1 3-4 05-31-22	06/28/2017	9,979,687.50	1.750	05/31/2022	10,000,000.00	1.793	426
912828XR6	234073	1020	T 1 3-4 05-31-22	10/19/2017	9,910,156.25	1.750	05/31/2022	10,000,000.00	1.954	426
LD2000585	246001	3050	MANGO BAY COMMUNICATIO	06/05/2020	49,812.00	.001	06/03/2022	49,812.00	.001	429
EC2002011	246002	3030	KEITH LAMPRECHT	06/05/2020	150,000.00	.001	06/03/2022	150,000.00	.001	429
RE2000058	246058	3040	1060 BUILDING LLC	06/10/2020	685,000.00	.000	06/10/2022	685,000.00	.000	436
24422EVA4	244033	1030	DE 1.95 06-13-22 MTN	01/15/2020	1,288,739.35	1.950	06/13/2022	1,285,000.00	1.826	439
LD2000593	246112	3050	WB METALS LLC	06/18/2020	42,750.00	.000	06/17/2022	42,750.00	.000	443
LD2000601	246113	3050	GEIGER BROTHERS INC	06/18/2020	54,745.45	.000	06/17/2022	54,745.45	.000	443
LD2000619	246120	3050	CHAGRIN VALLEY SOAP SALVE	06/19/2020	400,000.00	.000	06/17/2022	400,000.00	.000	443
LD2000627	246121	3050	TAWA TREE MULCH DIVISION	06/19/2020	400,000.00	.000	06/17/2022	400,000.00	.000	443
LD2000635	246122	3050	TAWA LANDSCAPE SUPPLY LL	06/19/2020	101,830.44	.000	06/17/2022	101,830.44	.000	443
LD2000643	246163	3050	ENERGY POWER SERVICES	06/26/2020	253,473.51	.000	06/24/2022	253,473.51	.000	450
88579YAF8	234396	1030	MMM 2 06-26-22 MTN	11/20/2017	987,320.00	2.000	06/26/2022	1,000,000.00	2.292	452
02665WCY5	244161	1030	HNDA 2.2 06-27-22 MTN	01/28/2020	10,106,000.00	2.200	06/27/2022	10,000,000.00	1.749	453
912828XW5	231908	1020	T 1 3-4 06-30-22	06/30/2017	9,959,375.00	1.750	06/30/2022	10,000,000.00	1.835	456
912828XW5	233003	1020	T 1 3-4 06-30-22	07/05/2017	9,930,468.75	1.750	06/30/2022	10,000,000.00	1.897	456
912828XW5	234770	1020	T 1 3-4 06-30-22	01/08/2018	19,599,218.75	1.750	06/30/2022	20,000,000.00	2.223	456
LD2100013	246194	3050	D&E MACHINE COMPANY	07/06/2020	15,482.73	.000	07/06/2022	15,482.73	.000	462
89236TCQ6	241371	1030	TOYOTA 2.8 07-13-22 GMTN	05/20/2019	5,030,500.00	2.800	07/13/2022	5,000,000.00	2.596	469
LD2100021	246241	3050	BUCKEYE BIOGAS LLC	07/13/2020	400,000.00	.000	07/13/2022	400,000.00	.000	469
LD2100039	246242	3050	COLLINWOOD BIOENERGY	07/13/2020	400,000.00	.000	07/13/2022	400,000.00	.000	469
LD2100047	246243	3050	THREE CREEK BIOENERGY	07/13/2020	400,000.00	.000	07/13/2022	400,000.00	.000	469
LD2100054	246244	3050	ZANESVILLE ENERGY	07/13/2020	400,000.00	.000	07/13/2022	400,000.00	.000	469
LD2100062	246300	3050	QUASAR ENERGY GROUP	07/14/2020	400,000.00	.000	07/14/2022	400,000.00	.000	470
LD2100070	246301	3050	FISCUS TRUCKING & EXCAVAT	07/14/2020	81,517.37	.000	07/14/2022	81,517.37	.000	470
3130AJHV4	245474	1010	FHLB 0.6 07-27-22	04/27/2020	20,000,000.00	.600	07/27/2022	20,000,000.00	.600	483
EC2100021	246414	3030	ZACHARY MILLER	07/27/2020	231,840.00	.000	07/27/2022	231,840.00	.000	483
EC2100039	246415	3030	Steven Poling	07/27/2020	129,238.30	.000	07/27/2022	129,238.30	.000	483
EC2100013	246416	3030	CHERYL CHURCH	07/27/2020	64,985.00	.000	07/27/2022	64,985.00	.000	483
69353RFE3	241847	1030	PNC 2.45 07-28-22 BKNT	07/03/2019	5,041,450.00	2.450	07/28/2022	5,000,000.00	2.169	484



Run Date: 4/5/2021 4:53:48 AM

Investments Outstanding As Of Date: 3/31/2021

INVENTORY BY MATURITY REPORT

CUSIP	Investment #	Fund	Issuer	Purchase Date	Current Book	Current Rate	Maturity Date	Current Par	YTM	Days to Maturity
69353RFE3	242151	1030	PNC 2.45 07-28-22 BKNT	07/29/2019	4,177,888.00	2.450	07/28/2022	4,150,000.00	2.217	484
LD2100088	246439	3050	RUSK OP FINDLAY LLC DBA EV	07/29/2020	363,595.45	.000	07/29/2022	363,595.45	.000	485
9128282P4	233835	1020	T 1 7-8 07-31-22	09/28/2017	9,985,156.25	1.875	07/31/2022	10,000,000.00	1.907	487
9128282P4	234096	1020	T 1 7-8 07-31-22	10/23/2017	9,942,968.75	1.875	07/31/2022	10,000,000.00	2.001	487
9128282P4	235438	1020	T 1 7-8 07-31-22	03/01/2018	4,842,382.81	1.875	07/31/2022	5,000,000.00	2.635	487
742718EU9	233340	1030	PG 2.15 08-11-22	08/15/2017	10,015,100.00	2.150	08/11/2022	10,000,000.00	2.118	498
742718EU9	234675	1030	PG 2.15 08-11-22	12/29/2017	7,990,654.42	2.150	08/11/2022	8,081,000.00	2.407	498
912833LJ7	178334	2000	US TREASURY STRIP	10/04/2006	23,197.50	.000	08/15/2022	50,000.00	4.900	502
912833LJ7	178588	2000	US TREASURY STRIP	10/26/2006	62,540.22	.000	08/15/2022	138,000.00	5.071	502
912833LJ7	178998	2000	US TREASURY STRIP	11/28/2006	23,720.00	.000	08/15/2022	50,000.00	4.802	502
912833LJ7	182222	2000	US TREASURY STRIP	08/28/2007	47,341.00	.000	08/15/2022	100,000.00	5.060	502
912833LJ7	182553	2000	US TREASURY STRIP	09/25/2007	47,020.00	.000	08/15/2022	100,000.00	5.133	502
912833LJ7	182758	2000	US TREASURY STRIP	10/05/2007	48,316.00	.000	08/15/2022	100,000.00	4.955	502
912833LJ7	188069	2000	US TREASURY STRIP	09/15/2008	27,700.00	.000	08/15/2022	50,000.00	4.289	502
912833LJ7	188164	2010	US TREASURY STRIP	09/22/2008	324,547.20	.000	08/15/2022	576,000.00	4.171	502
912833LJ7	193255	2000	US TREASURY STRIP	08/18/2009	55,853.25	.000	08/15/2022	100,000.00	4.534	502
912833LJ7	199562	2000	US TREASURY STRIP	08/13/2010	32,907.50	.000	08/15/2022	50,000.00	3.515	502
912833LJ7	200625	2000	US TREASURY STRIP	09/24/2010	67,660.00	.000	08/15/2022	100,000.00	3.313	502
912833LJ7	207492	2000	US TREASURY STRIP	09/23/2011	38,898.50	.000	08/15/2022	50,000.00	2.318	502
912833LJ7	207862	2000	US TREASURY STRIP	10/31/2011	76,036.00	.000	08/15/2022	100,000.00	2.555	502
912833LJ7	207915	2000	US TREASURY STRIP	11/03/2011	37,998.00	.000	08/15/2022	50,000.00	2.562	502
912833LJ7	211241	2000	US TREASURY STRIP	08/17/2012	41,780.50	.000	08/15/2022	50,000.00	1.805	502
912833LJ7	211301	2000	US TREASURY STRIP	08/22/2012	82,580.00	.000	08/15/2022	100,000.00	1.927	502
912833LJ7	215296	2000	US TREASURY STRIP	08/16/2013	39,420.00	.000	08/15/2022	50,000.00	2.660	502
912833LJ7	215619	2000	US TREASURY STRIP	09/26/2013	39,489.50	.000	08/15/2022	50,000.00	2.673	502
912833LJ7	215883	2000	US TREASURY STRIP	11/01/2013	80,560.00	.000	08/15/2022	100,000.00	2.475	502
912833LJ7	218838	2000	US TREASURY STRIP	08/28/2014	332,868.00	.000	08/15/2022	400,000.00	2.320	502
912833LJ7	219030	2000	US TREASURY STRIP	09/18/2014	82,300.00	.000	08/15/2022	100,000.00	2.479	502
912833LJ7	219291	2000	US TREASURY STRIP	10/17/2014	33,925.60	.000	08/15/2022	40,000.00	2.115	502
912833LJ7	224330	2000	USTREASURYSTRIP	10/08/2015	88,473.00	.000	08/15/2022	100,000.00	1.795	502
912833LJ7	224484	2000	USTREASURYSTRIP	10/22/2015	88,325.00	.000	08/15/2022	100,000.00	1.830	502
912833LJ7	224553	2000	USTREASURYSTRIP	10/29/2015	35,230.00	.000	08/15/2022	40,000.00	1.877	502
912833LJ7	228090	2000	US TREASURY STRI ZERO-% 8	09/23/2016	46,053.00	.000	08/15/2022	50,000.00	1.400	502



Run Date: 4/5/2021 4:53:48 AM

Investments Outstanding As Of Date: 3/31/2021

INVENTORY BY MATURITY REPORT

CUSIP	Investment #	Fund	Issuer	Purchase Date	Current Book	Current Rate	Maturity Date	Current Par	YTM	Days to Maturity
912833LJ7	228286	2000	US TREASURY STRI ZERO-% 8	10/14/2016	229,382.50	.000	08/15/2022	250,000.00	1.480	502
912833LJ7	234129	2000	S 0 08-15-22	10/26/2017	36,300.80	.000	08/15/2022	40,000.00	2.030	502
912833LJ7	234153	2000	S 0 08-15-22	10/26/2017	45,376.00	.000	08/15/2022	50,000.00	2.030	502
912833LJ7	234188	2000	S 0 08-15-22	10/27/2017	22,678.50	.000	08/15/2022	25,000.00	2.040	502
912833LJ7	237891	2000	S 0 08-15-22	08/23/2018	107,770.80	.000	08/15/2022	120,000.00	2.720	502
912833LJ7	237918	2000	S 0 08-15-22	08/23/2018	35,923.60	.000	08/15/2022	40,000.00	2.720	502
912833LJ7	237931	2000	S 0 08-15-22	08/23/2018	224,560.00	.000	08/15/2022	250,000.00	2.716	502
912833LJ7	238208	2000	S 0 08-15-22	09/13/2018	35,843.20	.000	08/15/2022	40,000.00	2.818	502
912833LJ7	238691	2000	S 0 08-15-22	10/25/2018	356,804.00	.000	08/15/2022	400,000.00	3.024	502
912833LJ7	242339	2000	S 0 08-15-22	08/19/2019	23,886.50	.000	08/15/2022	25,000.00	1.530	502
912833LJ7	242568	2000	S 0 08-15-22	09/06/2019	96,041.00	.000	08/15/2022	100,000.00	1.379	502
912833LJ7	242661	2000	S 0 08-15-22	09/12/2019	76,514.40	.000	08/15/2022	80,000.00	1.529	502
912833LJ7	242798	2000	S 0 08-15-22	09/23/2019	238,410.00	.000	08/15/2022	250,000.00	1.647	502
912828YA2	243907	1020	T 1 1-2 08-15-22	12/30/2019	9,973,437.50	1.500	08/15/2022	10,000,000.00	1.603	502
912833LJ7	246476	2000	S 0 08-15-22	08/10/2020	39,927.60	.000	08/15/2022	40,000.00	.090	502
912833LJ7	246781	2000	US Treasury Strip 08,15,2022	09/18/2020	79,862.80	.000	08/15/2022	80,000.00	.090	502
912833LJ7	247001	2000	S 0 08-15-22	10/13/2020	39,911.20	.000	08/15/2022	40,000.00	.121	502
912833LJ7	247128	2000	S 0 08-15-22	10/22/2020	39,915.89	.000	08/15/2022	40,000.00	.116	502
LD2100096	246598	3050	EXTREME CLEAN OF OHIO LT	08/20/2020	158,290.67	.000	08/19/2022	158,290.67	.000	506
LD2100104	246660	3050	ROXANNA CLEARING & DEMO	08/28/2020	9,178.28	.000	08/26/2022	9,178.28	.000	513
9128282S8	233680	1020	T 1 5-8 08-31-22	09/15/2017	9,925,000.00	1.625	08/31/2022	10,000,000.00	1.784	518
9128282S8	243593	1020	T 1 5-8 08-31-22	12/03/2019	9,997,656.25	1.625	08/31/2022	10,000,000.00	1.633	518
RE2100056	246666	3040	PATENTED ACQUISITION COR	08/31/2020	290,328.86	.000	08/31/2022	290,328.86	.000	518
46513JAS0	246752	1010	ELEVENTH JUBILEE 2 YEAR IS	09/15/2020	15,000,000.00	1.000	09/01/2022	15,000,000.00	1.000	519
14913Q3A5	242716	1030	CAT 1.9 09-06-22 MTN	09/13/2019	9,945,200.00	1.900	09/06/2022	10,000,000.00	2.091	524
14913Q3A5	244062	1030	CAT 1.9 09-06-22 MTN	01/21/2020	2,001,620.00	1.900	09/06/2022	2,000,000.00	1.868	524
89236TEC5	237425	1030	TOYOTA 2.15 09-08-22 MTN	07/12/2018	2,324,400.65	2.150	09/08/2022	2,431,000.00	3.287	526
94988J6A0	243570	1030	WFC 2.082 09-09-22 bKNT	11/29/2019	4,243,494.86	2.082	09/09/2022	4,246,000.00	2.104	527
94988J6A0	243909	1030	WFC 2.082 09-09-22 bKNT	12/31/2019	10,779,583.20	2.082	09/09/2022	10,760,000.00	2.012	527
94988J5Z6	243910	1030	WFC Float 09-09-22 BKNT	12/31/2019	3,626,774.20	.845	09/09/2022	3,605,000.00	.443	527
94988J6A0	244124	1030	WFC 2.082 09-09-22 bKNT	01/24/2020	5,012,250.00	2.082	09/09/2022	5,000,000.00	1.985	527
LD2100112	246735	3050	COLBURN PATTERSON LLC	09/09/2020	154,000.00	.000	09/09/2022	154,000.00	.000	527
LD2100120	246751	3050	INDOOR ENVIRONMENTAL SP	09/10/2020	21,110.00	.000	09/09/2022	21,110.00	.000	527



Run Date: 4/5/2021 4:53:48 AM

Investments Outstanding As Of Date: 3/31/2021

INVENTORY BY MATURITY REPORT

CUSIP	Investment #	Fund	Issuer	Purchase Date	Current Book	Current Rate	Maturity Date	Current Par	YTM	Days to Maturity
3134A4BW3	178619	2000	FHLMC STRIP	10/25/2006	928,044.36	.000	09/15/2022	2,166,000.00	5.406	533
589331AT4	233710	1030	MRK 2.4 09-15-22	09/20/2017	5,895,810.80	2.400	09/15/2022	5,819,000.00	2.120	533
589331AT4	234427	1030	MRK 2.4 09-15-22	11/24/2017	4,992,000.00	2.400	09/15/2022	5,000,000.00	2.435	533
589331AT4	240222	1030	MRK 2.4 09-15-22	04/04/2019	5,130,355.48	2.400	09/15/2022	5,150,000.00	2.516	533
46625HJE1	234372	1030	JP MORGAN CHASE 3.25 09-23	11/15/2017	2,562,325.00	3.250	09/23/2022	2,500,000.00	2.698	541
9128282W9	233872	1020	T 1 7-8 09-30-22	10/04/2017	9,970,312.50	1.875	09/30/2022	10,000,000.00	1.938	548
912828L57	234010	1020	T 1 3-4 09-30-22	10/13/2017	9,901,562.50	1.750	09/30/2022	10,000,000.00	1.959	548
9128282W9	234850	1020	T 1 7-8 09-30-22	01/19/2018	9,769,531.25	1.875	09/30/2022	10,000,000.00	2.397	548
LD2100138	246933	3050	A&E DAYCARE LLC	09/30/2020	400,000.00	.000	09/30/2022	400,000.00	.000	548
LD2100146	246934	3050	JUSTOP CARRY OUT LLC	09/30/2020	400,000.00	.000	09/30/2022	400,000.00	.000	548
LD2100153	246947	3050	VANOVER TRUCKING LLC	10/01/2020	35,500.00	.000	09/30/2022	35,500.00	.000	548
EC2100047	246971	3030	BROOKE WRIGHT	10/05/2020	350,000.00	.000	10/05/2022	350,000.00	.000	553
EC2100062	246972	3030	DUSTIN BUCKENMEYER	10/05/2020	79,200.00	.000	10/05/2022	79,200.00	.000	553
EC2100054	246973	3030	PAUL SMITH	10/05/2020	23,989.50	.000	10/05/2022	23,989.50	.000	553
912828YK0	243219	1020	T 1 3-8 10-15-22	10/29/2019	9,921,875.00	1.375	10/15/2022	10,000,000.00	1.646	563
912828YK0	243234	1020	T 1 3-8 10-15-22	10/31/2019	9,919,531.25	1.375	10/15/2022	10,000,000.00	1.655	563
3130ACLM4	233922	1010	FHLB 1.3 10-25-22	10/25/2017	15,000,000.00	2.375	10/25/2022	15,000,000.00	2.375	573
9128283C2	234382	1020	T 2 10-31-22	11/15/2017	9,971,093.75	2.000	10/31/2022	10,000,000.00	2.062	579
9128283C2	234417	1020	T 2 10-31-22	11/21/2017	9,966,406.25	2.000	10/31/2022	10,000,000.00	2.072	579
88059EHJ6	50860	2000	TVA STRIP	04/13/1998	3,264,977.32	.000	11/01/2022	14,828,000.00	6.260	580
594918BH6	239007	1030	MSFT 2.65 11-03-22	11/28/2018	2,445,300.00	2.650	11/03/2022	2,500,000.00	3.247	582
693475AL9	242186	1030	PNC 2.854 11-09-22	08/01/2019	4,699,955.59	2.854	11/09/2022	4,631,000.00	2.378	588
693475AL9	243662	1030	PNC 2.854 11-09-22	12/09/2019	1,843,255.80	2.854	11/09/2022	1,800,000.00	2.002	588
EC2100104	247395	3030	TERRANCE MACK	11/09/2020	244,650.00	.000	11/09/2022	244,650.00	.000	588
EC2100096	247396	3030	PAUL MOSER	11/09/2020	55,000.00	.000	11/09/2022	55,000.00	.000	588
EC2100088	247397	3030	MIRIAM POLING	11/09/2020	190,000.00	.000	11/09/2022	190,000.00	.000	588
EC2100070	247398	3030	NICHOLAUS RERICHA	11/09/2020	250,000.00	.000	11/09/2022	250,000.00	.000	588
LD2100161	247399	3050	PEAK PERFORMANCE CENTER	11/09/2020	70,000.00	.000	11/09/2022	70,000.00	.000	588
912833LK4	179296	2000	US TREASURY STRIP	12/18/2006	117,020.00	.000	11/15/2022	250,000.00	4.829	594
912833LK4	183732	2000	US TREASURY STRIP	12/05/2007	25,535.00	.000	11/15/2022	50,000.00	4.547	594
912833LK4	183939	2000	US TREASURY STRIP	12/19/2007	48,809.00	.000	11/15/2022	100,000.00	4.870	594
912833LK4	184229	2000	US TREASURY STRIP	01/10/2008	77,070.00	.000	11/15/2022	150,000.00	4.536	594
912833LK4	189216	2000	US TREASURY STRIP	11/21/2008	52,153.00	.000	11/15/2022	100,000.00	4.710	594



Run Date: 4/5/2021 4:53:48 AM

Investments Outstanding As Of Date: 3/31/2021

INVENTORY BY MATURITY REPORT

CUSIP	Investment #	Fund	Issuer	Purchase Date	Current Book	Current Rate	Maturity Date	Current Par	YTM	Days to Maturity
912833LK4	189262	2000	US TREASURY STRIP	11/21/2008	2,850.00	.000	11/15/2022	5,000.00	4.061	594
912833LK4	189961	2000	US TREASURY STRIP	01/12/2009	149,395.00	.000	11/15/2022	250,000.00	3.755	594
912833LK4	190249	2000	US TREASURY STRIP	02/04/2009	56,864.00	.000	11/15/2022	100,000.00	4.140	594
912833LK4	194195	2000	US TREASURY STRIP	11/24/2009	58,187.00	.000	11/15/2022	100,000.00	4.217	594
912833LK4	194728	2000	US TREASURY STRIP	01/28/2010	28,850.50	.000	11/15/2022	50,000.00	4.344	594
912833LK4	201934	2000	US TREASURY STRIP	11/17/2010	33,330.00	.000	11/15/2022	50,000.00	3.410	594
912833LK4	202149	2000	US TREASURY STRIP	11/24/2010	32,553.00	.000	11/15/2022	50,000.00	3.616	594
912833LK4	203389	2000	US TREASURY STRIP	01/31/2011	62,330.00	.000	11/15/2022	100,000.00	4.051	594
912833LK4	212191	2000	US TREASURY STRIP	11/30/2012	126,030.00	.000	11/15/2022	150,000.00	1.756	594
912833LK4	212335	2000	US TREASURY STRIP	12/13/2012	295,326.50	.000	11/15/2022	350,000.00	1.719	594
912833LK4	212650	2000	US TREASURY STRIP	01/17/2013	41,372.00	.000	11/15/2022	50,000.00	1.937	594
912833LK4	216070	2000	US TREASURY STRIP	11/21/2013	39,487.00	.000	11/15/2022	50,000.00	2.645	594
912833LK4	216415	2000	US TREASURY STRIP	01/09/2014	77,212.00	.000	11/15/2022	100,000.00	2.944	594
912833LK4	219692	2000	US TREASURY STRIP	11/20/2014	208,682.50	.000	11/15/2022	250,000.00	2.275	594
912833LK4	220245	2000	US TREASURY STRIP	01/09/2015	43,204.50	.000	11/15/2022	50,000.00	1.870	594
912833LK4	220347	2000	US TREASURY STRIP	01/20/2015	86,821.00	.000	11/15/2022	100,000.00	1.816	594
912833LK4	220433	2000	US TREASURY STRIP	01/26/2015	87,629.00	.000	11/15/2022	100,000.00	1.700	594
912833LK4	220454	2000	US TREASURY STRIP	01/26/2015	43,755.00	.000	11/15/2022	50,000.00	1.718	594
912833LK4	220473	2000	US TREASURY STRIP	01/26/2015	35,002.80	.000	11/15/2022	40,000.00	1.718	594
912833LK4	220502	2000	US TREASURY STRIP	01/27/2015	218,745.00	.000	11/15/2022	250,000.00	1.720	594
912833LK4	220606	2000	US TREASURY STRIP	01/29/2015	218,097.50	.000	11/15/2022	250,000.00	1.760	594
912833LK4	225015	2000	USTREASURYSTRIP	12/24/2015	216,370.00	.000	11/15/2022	250,000.00	2.107	594
912833LK4	225342	2000	USTREASURYSTRIP	02/04/2016	88,675.00	.000	11/15/2022	100,000.00	1.781	594
912833LK4	228571	2000	US TREASURY STRI ZERO-% 1	11/14/2016	17,303.68	.000	11/15/2022	19,000.00	1.564	594
912833LK4	229108	2000	S 0 11-15-22	01/12/2017	17,652.00	.000	11/15/2022	20,000.00	2.150	594
912833LK4	229110	2000	S 0 11-15-22	01/12/2017	17,652.00	.000	11/15/2022	20,000.00	2.150	594
912833LK4	229271	2000	S 0 11-15-22	01/26/2017	220,705.00	.000	11/15/2022	250,000.00	2.160	594
912833LK4	229397	2000	S 0 11-15-22	02/02/2017	35,246.80	.000	11/15/2022	40,000.00	2.200	594
912833LK4	234357	2000	S 0 11-15-22	11/16/2017	89,998.00	.000	11/15/2022	100,000.00	2.120	594
912833LK4	234930	2000	S 0 11-15-22	01/25/2018	35,601.20	.000	11/15/2022	40,000.00	2.440	594
912833LK4	235056	2000	S 0 11-15-22	02/02/2018	35,552.80	.000	11/15/2022	40,000.00	2.480	594
19416QEL0	237855	1030	CL 2 1-4 11-15-22 GMTN	08/20/2018	4,386,999.75	2.250	11/15/2022	4,515,000.00	2.967	594
912833LK4	243383	2000	S 0 11-15-22	11/15/2019	38,010.00	.000	11/15/2022	40,000.00	1.708	594



Run Date: 4/5/2021 4:53:48 AM

Investments Outstanding As Of Date: 3/31/2021

INVENTORY BY MATURITY REPORT

CUSIP	Investment #	Fund	Issuer	Purchase Date	Current Book	Current Rate	Maturity Date	Current Par	YTM	Days to Maturity
912833LK4	243623	2000	S 0 11-15-22	12/09/2019	38,217.20	.000	11/15/2022	40,000.00	1.560	594
912833LK4	243719	2000	S 0 11-15-22	12/16/2019	38,107.20	.000	11/15/2022	40,000.00	1.670	594
912833LK4	247326	2000	S 0 11-15-22	11/06/2020	39,418.40	.000	11/15/2022	40,000.00	.725	594
912833LK4	247466	2000	S 0 11-15-22	11/19/2020	79,759.20	.000	11/15/2022	80,000.00	.152	594
912833LK4	247631	2000	S 0 11-15-22	12/03/2020	39,899.20	.000	11/15/2022	40,000.00	.129	594
912833LK4	247783	2000	S 0 11-15-22	12/14/2020	39,915.64	.000	11/15/2022	40,000.00	.110	594
912833LK4	247843	2000	S 0 11-15-22	12/17/2020	39,946.40	.000	11/15/2022	40,000.00	.070	594
02665WCA7	237859	1030	HNDA 2.6 11-16-22 MTN	08/20/2018	1,785,005.28	2.600	11/16/2022	1,831,000.00	3.238	595
02665WCA7	237868	1030	HNDA 2.6 11-16-22 MTN	08/21/2018	976,210.00	2.600	11/16/2022	1,000,000.00	3.204	595
14913Q3C1	244044	1030	CAT 1.95 11-18-22 MTN	01/16/2020	5,007,450.00	1.950	11/18/2022	5,000,000.00	1.896	597
EC2100112	247557	3030	JASON RECKER	11/23/2020	175,000.00	.000	11/23/2022	175,000.00	.000	602
14913Q2E8	235618	1030	CAT 2.55 11-29-22 MTN	03/14/2018	4,877,700.00	2.550	11/29/2022	5,000,000.00	3.112	608
14913Q2E8	240328	1030	CAT 2.55 11-29-22 MTN	04/15/2019	4,975,700.00	2.550	11/29/2022	5,000,000.00	2.691	608
14913Q2E8	243857	1030	CAT 2.55 11-29-22 MTN	12/24/2019	6,008,796.00	2.550	11/29/2022	5,900,000.00	1.900	608
912828M80	234483	1020	T 2 11-30-22	12/01/2017	9,952,792.00	2.000	11/30/2022	10,000,000.00	2.100	609
912828M80	234534	1020	T 2 11-30-22	12/11/2017	9,933,593.75	2.000	11/30/2022	10,000,000.00	2.142	609
912828M80	234617	1020	T 2 11-30-22	12/20/2017	9,896,093.75	2.000	11/30/2022	10,000,000.00	2.223	609
166764AB6	235349	1030	CVX 2.355 12-05-22	02/27/2018	4,867,050.00	2.355	12/05/2022	5,000,000.00	2.956	614
166764AB6	235506	1030	CVX 2.355 12-05-22	03/07/2018	1,458,390.00	2.355	12/05/2022	1,500,000.00	2.986	614
166764AB6	244053	1030	CVX 2.355 12-05-22	01/17/2020	5,075,450.00	2.355	12/05/2022	5,000,000.00	1.815	614
LD2100179	247820	3050	EICK GLOBAL GUAR INT SCHO	12/10/2020	32,089.00	.000	12/09/2022	32,089.00	.000	618
LD2100187	247841	3050	INDOOR ENVIRO SPECIALISTS	12/14/2020	38,368.03	.000	12/14/2022	38,368.03	.000	623
931142DU4	234520	1030	WMT 2.35 12-15-22	12/15/2017	4,986,200.00	2.350	12/15/2022	5,000,000.00	2.408	624
458140AM2	234546	1030	INTC 2.7 12-15-22	12/15/2017	5,047,250.00	2.700	12/15/2022	5,000,000.00	2.498	624
931142DU4	240064	1030	WMT 2.35 12-15-22	03/15/2019	4,936,800.00	2.350	12/15/2022	5,000,000.00	2.706	624
931142DU4	240260	1030	WMT 2.35 12-15-22	04/08/2019	4,959,895.50	2.350	12/15/2022	5,000,000.00	2.579	624
458140AM2	241019	1030	INTC 2.7 12-15-22	04/29/2019	4,042,951.50	2.700	12/15/2022	4,025,000.00	2.570	624
458140AM2	241226	1030	INTC 2.7 12-15-22	05/06/2019	6,181,399.69	2.700	12/15/2022	6,169,000.00	2.641	624
912828N30	234790	1020	T 2 1-8 12-31-22	01/10/2018	4,958,593.75	2.125	12/31/2022	5,000,000.00	2.302	640
912828N30	234811	1020	T 2 1-8 12-31-22	01/16/2018	4,942,187.50	2.125	12/31/2022	5,000,000.00	2.374	640
912828N30	234881	1020	T 2 1-8 12-31-22	01/22/2018	4,930,468.75	2.125	12/31/2022	5,000,000.00	2.425	640
912828N30	236831	1020	T 2 1-8 12-31-22	05/18/2018	9,659,375.00	2.125	12/31/2022	10,000,000.00	2.918	640
24422EUA5	244306	1030	DE 2.7 01-06-23 MTN	02/07/2020	5,143,750.00	2.700	01/06/2023	5,000,000.00	1.685	646



Run Date: 4/5/2021 4:53:48 AM

Investments Outstanding As Of Date: 3/31/2021

INVENTORY BY MATURITY REPORT

CUSIP	Investment #	Fund	Issuer	Purchase Date	Current Book	Current Rate	Maturity Date	Current Par	YTM	Days to Maturity
89233P7F7	242229	1030	TOYOTA 2 5-8 01-10-23 MTN	08/07/2019	2,344,123.90	2.625	01/10/2023	2,294,000.00	1.962	650
037833DE7	240246	1030	AAPL 2.4 01-13-23	04/05/2019	4,956,750.00	2.400	01/13/2023	5,000,000.00	2.642	653
31359YCM7	173957	2000	FNMA STRIP	12/13/2005	130,752.99	.000	01/15/2023	317,000.00	5.250	655
88059ENC4	179702	2000	TVA STRIP	01/31/2007	63,690.00	.000	01/15/2023	150,000.00	5.441	655
EC2100252	248316	3030	SHANNA TOMON	01/20/2021	175,000.00	.000	01/20/2023	175,000.00	.000	660
EC2100302	248317	3030	PATRICK BUJNOCKI	01/20/2021	203,700.00	.000	01/20/2023	203,700.00	.000	660
EC2100260	248318	3030	KURT ANDERSON	01/20/2021	207,851.07	.000	01/20/2023	207,851.07	.000	660
EC2100286	248319	3030	KYLE JOHNSON	01/20/2021	209,951.00	.000	01/20/2023	209,951.00	.000	660
EC2100336	248320	3030	JOHN GRAFFEO	01/20/2021	266,000.00	.000	01/20/2023	266,000.00	.000	660
EC2100294	248321	3030	KATHERINE ZIEVERIN	01/20/2021	350,000.00	.000	01/20/2023	350,000.00	.000	660
EC2100278	248322	3030	MICHAEL KORTE	01/20/2021	50,000.00	.000	01/20/2023	50,000.00	.000	660
EC2100328	248323	3030	ANDREW BARTON	01/20/2021	50,000.00	.000	01/20/2023	50,000.00	.000	660
EC2100310	248324	3030	JAMES HARMON	01/20/2021	75,000.00	.000	01/20/2023	75,000.00	.000	660
90331HNL3	243294	1030	USB 2.85 01-23-23 BKNT	11/07/2019	2,146,851.25	2.850	01/23/2023	2,095,000.00	2.049	663
3133ELJN5	244142	1010	FFCB 1.64 01-24-23	01/24/2020	3,249,675.00	1.640	01/24/2023	3,250,000.00	1.643	664
3133ELJN5	244143	1010	FFCB 1.64 01-24-23	01/24/2020	4,999,250.00	1.640	01/24/2023	5,000,000.00	1.645	664
9128283U2	235035	1020	T 2 3-8 01-31-23	01/31/2018	4,978,125.00	2.375	01/31/2023	5,000,000.00	2.469	671
9128283U2	235899	1020	T 2 3-8 01-31-23	04/17/2018	14,789,062.50	2.375	01/31/2023	15,000,000.00	2.689	671
19416QEA4	235011	1030	CL 1.95 02-01-23 MTN	02/01/2018	9,647,400.00	1.950	02/01/2023	10,000,000.00	2.709	672
46513YCC0	235139	1010	ISRAEL BOND	02/15/2018	10,000,000.00	3.640	02/01/2023	10,000,000.00	3.640	672
46513YGQ5	235141	1010	ISRAEL BOND FLOATING RATE	02/15/2018	5,000,000.00	1.563	02/01/2023	5,000,000.00	1.563	672
31358CZ90	143510	2000	FNMA STRIP	08/10/2000	471,386.65	.000	02/07/2023	2,135,000.00	6.830	678
313490CK8	49399	2000	FED JUDICIARY	03/30/1998	716,040.00	.000	02/15/2023	3,400,000.00	6.362	686
912833LL2	180370	2000	US TREASURY STRIP	04/03/2007	22,905.50	.000	02/15/2023	50,000.00	4.980	686
912833LL2	180522	2000	US TREASURY STRIP	04/12/2007	45,059.00	.000	02/15/2023	100,000.00	5.095	686
912833LL2	180738	2000	US TREASURY STRIP	04/30/2007	46,014.00	.000	02/15/2023	100,000.00	4.975	686
912833LL2	184840	2000	US TREASURY STRIP	02/28/2008	4,939.02	.000	02/15/2023	10,000.00	4.770	686
912833LL2	185230	2000	US TREASURY STRIP	03/27/2008	5,210.00	.000	02/15/2023	10,000.00	4.428	686
912833LL2	185273	2000	US TREASURY STRIP	03/28/2008	25,818.50	.000	02/15/2023	50,000.00	4.490	686
912833LL2	185599	2000	US TREASURY STRIP	04/16/2008	26,218.00	.000	02/15/2023	50,000.00	4.400	686
912833LL2	185618	2000	US TREASURY STRIP	04/16/2008	5,260.00	.000	02/15/2023	10,000.00	4.379	686
912833LL2	185885	2000	US TREASURY STRIP	04/28/2008	12,570.50	.000	02/15/2023	25,000.00	4.700	686
912833LL2	190599	2000	US TREASURY STRIP	02/27/2009	28,794.50	.000	02/15/2023	50,000.00	3.990	686



Run Date: 4/5/2021 4:53:48 AM

Investments Outstanding As Of Date: 3/31/2021

INVENTORY BY MATURITY REPORT

CUSIP	Investment #	Fund	Issuer	Purchase Date	Current Book	Current Rate	Maturity Date	Current Par	YTM	Days to Maturity
912833LL2	190830	2000	US TREASURY STRIP	03/20/2009	28,901.50	.000	02/15/2023	50,000.00	3.980	686
912833LL2	190956	2000	US TREASURY STRIP	03/30/2009	59,081.00	.000	02/15/2023	100,000.00	3.827	686
912833LL2	191122	2000	US TREASURY STRIP	04/13/2009	3,000.00	.000	02/15/2023	5,000.00	3.725	686
912803BB8	191213	2000	US TREASURY STRIP (P)	04/16/2009	29,076.50	.000	02/15/2023	50,000.00	3.957	686
912803BB8	191860	2000	US TREASURY STRIP (P)	04/24/2009	29,230.00	.000	02/15/2023	50,000.00	3.925	686
912833LL2	194858	2000	US TREASURY STRIP	02/08/2010	56,026.00	.000	02/15/2023	100,000.00	4.500	686
912833LL2	195183	2000	US TREASURY STRIP	03/03/2010	28,166.50	.000	02/15/2023	50,000.00	4.479	686
912833LL2	195390	2000	US TREASURY STRIP	03/12/2010	56,065.00	.000	02/15/2023	100,000.00	4.525	686
912833LL2	195859	2000	US TREASURY STRIP	04/08/2010	27,596.50	.000	02/15/2023	50,000.00	4.677	686
912833LL2	196884	2000	US TREASURY STRIP	04/30/2010	28,595.50	.000	02/15/2023	50,000.00	4.415	686
912833LL2	203858	2000	US TREASURY STRIP	02/28/2011	30,677.50	.000	02/15/2023	50,000.00	4.125	686
912833LL2	204505	2000	US TREASURY STRIP	04/12/2011	60,977.00	.000	02/15/2023	100,000.00	4.220	686
912833LL2	205418	2000	US TREASURY STRIP	05/05/2011	63,064.00	.000	02/15/2023	100,000.00	3.952	686
912833LL2	208701	2000	US TREASURY STRIP	02/16/2012	38,882.00	.000	02/15/2023	50,000.00	2.300	686
912833LL2	208872	2000	US TREASURY STRIP	03/05/2012	78,016.00	.000	02/15/2023	100,000.00	2.281	686
912833LL2	209011	2000	US TREASURY STRIP	03/19/2012	37,599.00	.000	02/15/2023	50,000.00	2.630	686
912833LL2	209136	2000	US TREASURY STRIP	04/05/2012	38,044.00	.000	02/15/2023	50,000.00	2.532	686
912833LL2	209928	2000	US TREASURY STRIP	04/30/2012	39,096.50	.000	02/15/2023	50,000.00	2.292	686
912833LL2	213288	2000	US TREASURY STRIP	03/25/2013	40,822.50	.000	02/15/2023	50,000.00	2.060	686
912833LL2	213360	2000	US TREASURY STRIP	03/28/2013	81,786.00	.000	02/15/2023	100,000.00	2.044	686
912833LL2	213437	2000	US TREASURY STRIP	04/04/2013	41,317.50	.000	02/15/2023	50,000.00	1.942	686
912833LL2	213504	2000	US TREASURY STRIP	04/12/2013	83,508.00	.000	02/15/2023	100,000.00	1.839	686
912833LL2	214255	2000	US TREASURY STRIP	05/02/2013	84,236.00	.000	02/15/2023	100,000.00	1.760	686
912833LL2	216910	2000	US TREASURY STRIP	03/21/2014	197,055.00	.000	02/15/2023	250,000.00	2.690	686
912833LL2	220875	2000	US TREASURY STRIP	02/13/2015	34,244.80	.000	02/15/2023	40,000.00	1.950	686
912833LL2	222349	2000	US TREASURY STRIP	04/30/2015	34,650.80	.000	02/15/2023	40,000.00	1.850	686
912833LL2	225732	2000	USTREASURYSTRIP	03/17/2016	35,260.80	.000	02/15/2023	40,000.00	1.832	686
912833LL2	225759	2000	USTREASURYSTRIP	03/17/2016	16,089.93	.000	02/15/2023	18,250.00	1.830	686
912833LL2	229651	2000	S 0 02-15-23	02/24/2017	45,627.40	.000	02/15/2023	52,000.00	2.200	686
912833LL2	230017	2000	S 0 02-15-23	03/24/2017	350,920.00	.000	02/15/2023	400,000.00	2.232	686
912833LL2	230131	2000	S 0 02-15-23	03/30/2017	220,037.50	.000	02/15/2023	250,000.00	2.183	686
912833LL2	230237	2000	S 0 02-15-23	04/06/2017	44,186.00	.000	02/15/2023	50,000.00	2.120	686
912833LL2	230353	2000	S 0 02-15-23	04/17/2017	35,463.20	.000	02/15/2023	40,000.00	2.075	686





Run Date: 4/5/2021 4:53:48 AM

Investments Outstanding As Of Date: 3/31/2021

INVENTORY BY MATURITY REPORT

CUSIP	Investment #	Fund	Issuer	Purchase Date	Current Book	Current Rate	Maturity Date	Current Par	YTM	Days to Maturity
912833LL2	230988	2000	S 0 02-15-23	04/28/2017	221,975.00	.000	02/15/2023	250,000.00	2.060	686
912833LL2	235197	2000	S 0 02-15-23	02/15/2018	35,170.80	.000	02/15/2023	40,000.00	2.590	686
912833LL2	235366	2000	S 0 02-15-23	03/01/2018	35,136.80	.000	02/15/2023	40,000.00	2.630	686
912833LL2	235391	2000	S 0 02-15-23	03/01/2018	35,097.20	.000	02/15/2023	40,000.00	2.653	686
912833LL2	235451	2000	S 0 02-15-23	03/05/2018	175,084.00	.000	02/15/2023	200,000.00	2.706	686
912833LL2	235524	2000	S 0 02-15-23	03/08/2018	35,117.60	.000	02/15/2023	40,000.00	2.652	686
912833LL2	236306	2000	S 0 02-15-23	04/26/2018	34,912.80	.000	02/15/2023	40,000.00	2.850	686
912833LL2	244733	2000	S 0 02-15-23	03/19/2020	39,488.80	.000	02/15/2023	40,000.00	.443	686
912833LL2	244836	2000	S 0 02-15-23	04/02/2020	24,821.25	.000	02/15/2023	25,000.00	.250	686
912833LL2	249109	2000	S 0 02-15-23	03/12/2021	39,911.20	.000	02/15/2023	40,000.00	.115	686
912833LL2	249137	2000	S 0 02-15-23	03/12/2021	79,822.40	.000	02/15/2023	80,000.00	.115	686
GN2100272	248786	3050	Hatchers Greenhouse Inc	02/19/2021	297,117.47	.000	02/17/2023	297,117.47	.000	688
GN2100280	248787	3050	Macra Trucking Inc	02/19/2021	83,000.00	.000	02/17/2023	83,000.00	.000	688
GN2100298	248849	3050	EDDIES LAWN AND LANDSCAP	02/23/2021	20,349.81	.000	02/23/2023	20,349.81	.000	694
GN2100306	248928	3050	Dover Tank and Plate Co	02/25/2021	304,632.64	.000	02/24/2023	304,632.64	.000	695
30231GAR3	238864	1030	XOM 2.726 03-01-23	11/09/2018	2,915,490.00	2.726	03/01/2023	3,000,000.00	3.434	700
30231GAR3	240220	1030	XOM 2.726 03-01-23	04/04/2019	5,032,750.00	2.726	03/01/2023	5,000,000.00	2.549	700
713448CG1	241319	1030	PEP 2 3-4 03-01-23	05/14/2019	5,032,600.00	2.750	03/01/2023	5,000,000.00	2.568	700
478160BT0	242743	1030	JNJ 2.05 03-01-23	09/17/2019	5,014,773.70	2.050	03/01/2023	5,000,000.00	1.961	700
30231GAR3	244350	1030	XOM 2.726 03-01-23	02/13/2020	5,154,750.00	2.726	03/01/2023	5,000,000.00	1.681	700
30231GAR3	244657	1030	XOM 2.726 03-01-23	03/11/2020	10,288,600.00	2.726	03/01/2023	10,000,000.00	1.726	700
478160BT0	244685	1030	JNJ 2.05 03-01-23	03/13/2020	8,704,000.00	2.050	03/01/2023	8,500,000.00	1.224	700
084670BR8	235499	1030	BRK 2 3-4 03-15-23	03/15/2018	4,940,550.00	2.750	03/15/2023	5,000,000.00	3.008	714
084670BR8	235908	1030	BRK 2 3-4 03-15-23	04/19/2018	4,904,850.00	2.750	03/15/2023	5,000,000.00	3.172	714
084670BR8	241018	1030	BRK 2 3-4 03-15-23	04/29/2019	5,016,850.00	2.750	03/15/2023	5,000,000.00	2.658	714
084670BR8	242547	1030	BRK 2 3-4 03-15-23	09/03/2019	2,581,250.00	2.750	03/15/2023	2,500,000.00	1.796	714
88579YAX9	242555	1030	MMM 2 1-4 03-15-23 MTN	09/04/2019	5,072,500.00	2.250	03/15/2023	5,000,000.00	1.824	714
084670BR8	245531	1030	BRK 2.75 3-15-2023	04/23/2020	10,588,100.00	2.750	03/15/2023	10,000,000.00	.694	714
9128284D9	235878	1020	T 2 1-2 03-31-23	04/13/2018	9,931,250.00	2.500	03/31/2023	10,000,000.00	2.649	730
9128284D9	235907	1020	T 2 1-2 03-31-23	04/18/2018	9,911,718.75	2.500	03/31/2023	10,000,000.00	2.691	730
9128284D9	236242	1020	T 2 1-2 03-31-23	04/20/2018	9,884,375.00	2.500	03/31/2023	10,000,000.00	2.751	730
9128284D9	236444	1020	T 2 1-2 03-31-23	04/25/2018	4,922,265.63	2.500	03/31/2023	5,000,000.00	2.840	730
912828Q29	242288	1020	T 1 1-2 03-31-23	08/09/2019	14,956,640.63	1.500	03/31/2023	15,000,000.00	1.582	730



Run Date: 4/5/2021 4:53:48 AM

Investments Outstanding As Of Date: 3/31/2021

INVENTORY BY MATURITY REPORT

CUSIP	Investment #	Fund	Issuer	Purchase Date	Current Book	Current Rate	Maturity Date	Current Par	YTM	Days to Maturity
191216AZ3	236670	1030	KO 2 1-2 04-01-23	05/03/2018	4,846,250.00	2.500	04/01/2023	5,000,000.00	3.181	731
191216AZ3	238625	1030	KO 2 1-2 04-01-23	10/19/2018	3,861,800.00	2.500	04/01/2023	4,000,000.00	3.342	731
46647PBB1	240118	1030	JPM 3.207 04-01-23	03/25/2019	5,015,400.00	3.207	04/01/2023	5,000,000.00	3.125	731
677522U51	244120	1010	OPFC Veterans Compensation	02/05/2020	4,665,000.00	1.747	04/01/2023	4,665,000.00	1.747	731
46513JCG4	244952	1010	ISRAEL BOND 4-1-23 1.54	04/15/2020	20,000,000.00	1.540	04/01/2023	20,000,000.00	1.540	731
24422EVE6	244646	1030	DE 1.2 04-06-23 MTN	03/10/2020	5,024,250.00	1.200	04/06/2023	5,000,000.00	1.039	736
3130AJG94	244828	1010	FHLB 0 7-8 04-06-23	04/06/2020	10,000,000.00	.875	04/06/2023	10,000,000.00	.875	736
3137EAEQ8	245481	1010	FHLMC 0 3-8 04-20-23	04/21/2020	14,975,400.00	.375	04/20/2023	15,000,000.00	.430	750
9128284L1	237508	1020	T 2 3-4 04-30-23	07/18/2018	9,999,609.38	2.750	04/30/2023	10,000,000.00	2.750	760
19416QEEO	236538	1030	CL 2.1 05-01-23 MTN	05/02/2018	6,664,490.00	2.100	05/01/2023	7,000,000.00	3.144	761
19416QEEO	240063	1030	CL 2.1 05-01-23 MTN	03/15/2019	4,888,250.00	2.100	05/01/2023	5,000,000.00	2.675	761
594918AT1	245532	1030	MSFT 2.375 5-1-2023	04/23/2020	10,502,573.90	2.375	05/01/2023	10,000,000.00	.692	761
037833AK6	244639	1030	AAPL 2.4 05-03-23	03/10/2020	1,563,930.00	2.400	05/03/2023	1,500,000.00	1.020	763
3134GVULO	245837	1010	FHLMC 0.45 05-12-23	05/14/2020	20,000,000.00	.450	05/12/2023	20,000,000.00	.450	772
912833LN8	181169	2000	US TREASURY STRIP	05/31/2007	22,092.00	.000	05/15/2023	50,000.00	5.185	775
912833LN8	181417	2000	US TREASURY STRIP	06/26/2007	21,380.50	.000	05/15/2023	50,000.00	5.420	775
912833LN8	181558	2000	US TREASURY STRIP	07/06/2007	21,843.00	.000	05/15/2023	50,000.00	5.291	775
912833LN8	181864	2000	US TREASURY STRIP	07/30/2007	44,452.00	.000	05/15/2023	100,000.00	5.200	775
912833LN8	186336	2010	US TREASURY STRIP	05/22/2008	3,749,099.68	.000	05/15/2023	7,538,000.00	4.717	775
912833LN8	186422	2000	US TREASURY STRIP	05/27/2008	25,055.00	.000	05/15/2023	50,000.00	4.670	775
912833LN8	186667	2000	US TREASURY STRIP	06/09/2008	13,580.25	.000	05/15/2023	25,000.00	4.129	775
912833LN8	187230	2000	US TREASURY STRIP	07/11/2008	5,062.10	.000	05/15/2023	10,000.00	4.639	775
912833LN8	192218	2000	US TREASURY STRIP	05/13/2009	81,210.00	.000	05/15/2023	150,000.00	4.429	775
912833LN8	193237	2000	US TREASURY STRIP	08/18/2009	26,764.00	.000	05/15/2023	50,000.00	4.600	775
912833LN8	197102	2000	US TREASURY STRIP	05/11/2010	177,569.35	.000	05/15/2023	306,000.00	4.227	775
912833LN8	197197	2000	US TREASURY STRIP	05/14/2010	14,466.00	.000	05/15/2023	25,000.00	4.252	775
912833LN8	198377	2000	US TREASURY STRIP	06/30/2010	30,733.00	.000	05/15/2023	50,000.00	3.816	775
912833LN8	198704	2000	US TREASURY STRIP	07/13/2010	61,200.00	.000	05/15/2023	100,000.00	3.861	775
912833LN8	205477	2000	US TREASURY STRIP	05/09/2011	62,720.00	.000	05/15/2023	100,000.00	3.920	775
912833LN8	206122	2000	US TREASURY STRIP	06/13/2011	64,973.00	.000	05/15/2023	100,000.00	3.650	775
912833LN8	206332	2000	US TREASURY STRIP	06/23/2011	32,480.50	.000	05/15/2023	50,000.00	3.660	775
912833LN8	206374	2000	US TREASURY STRIP	06/27/2011	32,419.50	.000	05/15/2023	50,000.00	3.679	775
912833LN8	210181	2000	US TREASURY STRIP	05/16/2012	39,408.00	.000	05/15/2023	50,000.00	2.176	775



Run Date: 4/5/2021 4:53:48 AM

Investments Outstanding As Of Date: 3/31/2021

INVENTORY BY MATURITY REPORT

CUSIP	Investment #	Fund	Issuer	Purchase Date	Current Book	Current Rate	Maturity Date	Current Par	YTM	Days to Maturity
912833LN8	210396	2000	US TREASURY STRIP	06/06/2012	41,171.50	.000	05/15/2023	50,000.00	1.784	775
912833LN8	210602	2000	US TREASURY STRIP	06/25/2012	40,402.50	.000	05/15/2023	50,000.00	1.967	775
912833LN8	214706	2000	US TREASURY STRIP	06/17/2013	39,743.50	.000	05/15/2023	50,000.00	2.330	775
912833LN8	218185	2000	US TREASURY STRIP	06/26/2014	39,605.50	.000	05/15/2023	50,000.00	2.640	775
912833LN8	218211	2000	US TREASURY STRIP	06/27/2014	39,528.50	.000	05/15/2023	50,000.00	2.663	775
912833LN8	218581	2000	US TREASURY STRIP	07/31/2014	40,155.00	.000	05/15/2023	50,000.00	2.510	775
912833LN8	222626	2000	US TREASURY STRIP	05/21/2015	210,577.50	.000	05/15/2023	250,000.00	2.161	775
912833LN8	226888	2000	US TREASURY STRI ZERO-% 5	05/26/2016	106,412.40	.000	05/15/2023	120,000.00	1.732	775
912833LN8	227315	2000	US TREASURY STRI ZERO-% 5	07/15/2016	45,576.50	.000	05/15/2023	50,000.00	1.360	775
912833LN8	227499	2000	US TREASURY STRI ZERO-% 5	07/29/2016	36,246.80	.000	05/15/2023	40,000.00	1.455	775
912833LN8	227670	2000	US TREASURY STRI ZERO-% 5	08/12/2016	90,637.00	.000	05/15/2023	100,000.00	1.460	775
912833LN8	231305	2000	S 0 05-15-23	05/11/2017	35,162.40	.000	05/15/2023	40,000.00	2.156	775
912833LN8	231589	2000	S 0 05-15-23	06/02/2017	35,522.00	.000	05/15/2023	40,000.00	2.005	775
912833LN8	237032	2000	S 0 05-15-23	06/14/2018	34,819.60	.000	05/15/2023	40,000.00	2.840	775
912833LN8	237317	2000	S 0 05-15-23	07/06/2018	34,985.20	.000	05/15/2023	40,000.00	2.776	775
912833LN8	237406	2000	S 0 05-15-23	07/12/2018	35,001.60	.000	05/15/2023	40,000.00	2.776	775
912828VB3	239254	1020	T 1 3-4 05-15-23	12/21/2018	9,622,656.25	1.750	05/15/2023	10,000,000.00	2.664	775
912833LN8	241256	2000	S 0 05-15-23	05/09/2019	36,504.00	.000	05/15/2023	40,000.00	2.290	775
912833LN8	241680	2000	S 0 05-15-23	06/21/2019	37,252.80	.000	05/15/2023	40,000.00	1.833	775
912833LN8	241905	2000	S 0 05-15-23	07/11/2019	37,274.00	.000	05/15/2023	40,000.00	1.844	775
912833LN8	242043	2000	S 0 05-15-23	07/22/2019	233,125.00	.000	05/15/2023	250,000.00	1.840	775
912833LN8	242099	2000	S 0 05-15-23	07/26/2019	37,396.40	.000	05/15/2023	40,000.00	1.777	775
912833LN8	245845	2000	S 0 05-15-23	05/18/2020	39,763.20	.000	05/15/2023	40,000.00	.199	775
912833LN8	246025	2000	S 0 05-15-23	06/12/2020	39,724.80	.000	05/15/2023	40,000.00	.236	775
912833LN8	246087	2000	S 0 05-15-23	06/19/2020	39,761.20	.000	05/15/2023	40,000.00	.206	775
912833LN8	246250	2000	S 0 05-15-23	07/16/2020	39,808.00	.000	05/15/2023	40,000.00	.170	775
912833LN8	246261	2000	S 0 05-15-23	07/16/2020	39,808.00	.000	05/15/2023	40,000.00	.170	775
912833LN8	246315	2000	S 0 05-15-23	07/20/2020	39,814.40	.000	05/15/2023	40,000.00	.165	775
166764BK5	238919	1030	CVX 2.566 05-16-23	11/16/2018	2,401,650.00	2.566	05/16/2023	2,500,000.00	3.519	776
9128284S6	238481	1020	T 2 3-4 05-31-23	10/04/2018	9,907,812.50	2.750	05/31/2023	10,000,000.00	2.963	791
3133EET67	244957	1010	FFCB 2.3 06-05-23	04/13/2020	10,558,700.00	2.300	06/05/2023	10,000,000.00	.507	796
24422EUH0	236968	1030	DE 3.45 06-07-23 GMTN	06/07/2018	2,007,760.00	3.450	06/07/2023	2,000,000.00	3.365	798
3133EKNY8	241480	1010	FFCB 2.3 06-07-23	06/07/2019	10,000,000.00	2.300	06/07/2023	10,000,000.00	2.300	798



Run Date: 4/5/2021 4:53:48 AM

Investments Outstanding As Of Date: 3/31/2021

INVENTORY BY MATURITY REPORT

CUSIP	Investment #	Fund	Issuer	Purchase Date	Current Book	Current Rate	Maturity Date	Current Par	YTM	Days to Maturity
166764AH3	237293	1030	CVX 3.191 06-24-23	06/29/2018	5,729,067.52	3.191	06/24/2023	5,753,000.00	3.282	815
166764AH3	244669	1030	CVX 3.191 06-24-23	03/12/2020	10,490,400.00	3.191	06/24/2023	10,000,000.00	1.650	815
931142EK5	238626	1030	WMT 3.4 06-26-23	10/19/2018	4,996,950.00	3.400	06/26/2023	5,000,000.00	3.413	817
931142EK5	238647	1030	WMT 3.4 06-26-23	10/22/2018	4,986,150.00	3.400	06/26/2023	5,000,000.00	3.464	817
931142EK5	240013	1030	WMT 3.4 06-26-23	03/07/2019	7,139,440.00	3.400	06/26/2023	7,000,000.00	2.903	817
9128284U1	237586	1020	T 2 5-8 06-30-23	07/25/2018	9,907,812.50	2.625	06/30/2023	10,000,000.00	2.826	821
912828S35	242290	1020	T 1 3-8 06-30-23	08/09/2019	14,896,875.00	1.375	06/30/2023	15,000,000.00	1.558	821
3134A4NB6	158997	2000	FHLMC STRIP	01/23/2003	1,006,230.00	.000	07/15/2023	3,400,000.00	6.035	836
90331HNV1	237782	1030	USB 3.4 07-24-23 BKNT	08/10/2018	4,999,950.00	3.400	07/24/2023	5,000,000.00	3.400	845
90331HNV1	239090	1030	USB 3.4 07-24-23 BKNT	12/10/2018	4,980,150.00	3.400	07/24/2023	5,000,000.00	3.493	845
3134GTEL3	240205	1010	FHLMC 2 1-2 07-26-23 0000	04/26/2019	15,000,000.00	2.500	07/26/2023	15,000,000.00	2.500	847
912828S92	241975	1020	T 1 1-4 07-31-23	07/15/2019	9,764,062.50	1.250	07/31/2023	10,000,000.00	1.858	852
912828S92	242682	1020	T 1 1-4 07-31-23	09/10/2019	9,907,812.50	1.250	07/31/2023	10,000,000.00	1.495	852
3134GVPF9	245600	1010	FHLMC 0.55 08-04-23	05/04/2020	25,000,000.00	.550	08/04/2023	25,000,000.00	.550	856
31358C2A3	108978	2000	FNMA STRIP	06/28/1999	591,450.00	.000	08/07/2023	3,000,000.00	6.849	859
594918BQ6	240012	1030	MSFT 2 08-08-23	03/07/2019	9,680,800.00	2.000	08/08/2023	10,000,000.00	2.772	860
594918BQ6	241792	1030	MSFT 2 08-08-23	06/28/2019	4,998,600.00	2.000	08/08/2023	5,000,000.00	2.007	860
594918BQ6	244688	1030	MSFT 2 08-08-23	03/13/2020	2,323,210.50	2.000	08/08/2023	2,265,000.00	1.226	860
3135G05R0	246531	1010	FNMA 0.3 08-10-23	08/12/2020	9,991,000.00	.300	08/10/2023	10,000,000.00	.330	862
3135G05R0	246544	1010	FNMA 0.3 08-10-23	08/13/2020	9,980,600.00	.300	08/10/2023	10,000,000.00	.365	862
3135G05R0	246545	1010	FNMA 0.3 08-10-23	08/13/2020	9,985,000.00	.300	08/10/2023	10,000,000.00	.350	862
89236THF5	247727	1030	TOYOTA .50 8-14-23	12/07/2020	3,176,750.92	.500	08/14/2023	3,164,000.00	.349	866
89236THF5	249069	1030	TOYOTA 0 1-2 08-14-23 MTN	03/09/2021	7,021,140.00	.500	08/14/2023	7,000,000.00	.375	866
912833LMO	178335	2000	US TREASURY STRIP	10/04/2006	22,029.00	.000	08/15/2023	50,000.00	4.920	867
912833LMO	178589	2000	US TREASURY STRIP	10/26/2006	59,534.58	.000	08/15/2023	138,000.00	5.066	867
912833LMO	178999	2000	US TREASURY STRIP	11/28/2006	22,591.50	.000	08/15/2023	50,000.00	4.810	867
912833LMO	182223	2000	US TREASURY STRIP	08/28/2007	44,963.00	.000	08/15/2023	100,000.00	5.070	867
912833LMO	182554	2000	US TREASURY STRIP	09/25/2007	44,750.00	.000	08/15/2023	100,000.00	5.125	867
912833LMO	182759	2000	US TREASURY STRIP	10/05/2007	46,008.00	.000	08/15/2023	100,000.00	4.955	867
912833LMO	188070	2000	US TREASURY STRIP	09/15/2008	26,175.00	.000	08/15/2023	50,000.00	4.387	867
912833LMO	188165	2010	US TREASURY STRIP	09/22/2008	311,149.44	.000	08/15/2023	576,000.00	4.177	867
912833LMO	193256	2000	US TREASURY STRIP	08/18/2009	53,283.25	.000	08/15/2023	100,000.00	4.550	867
912833LMO	199563	2000	US TREASURY STRIP	08/13/2010	31,177.00	.000	08/15/2023	50,000.00	3.665	867



Run Date: 4/5/2021 4:53:48 AM

Investments Outstanding As Of Date: 3/31/2021

INVENTORY BY MATURITY REPORT

CUSIP	Investment #	Fund	Issuer	Purchase Date	Current Book	Current Rate	Maturity Date	Current Par	YTM	Days to Maturity
912833LMO	200626	2000	US TREASURY STRIP	09/24/2010	64,220.00	.000	08/15/2023	100,000.00	3.465	867
912833LMO	207493	2000	US TREASURY STRIP	09/23/2011	37,299.00	.000	08/15/2023	50,000.00	2.479	867
912833LMO	207863	2000	US TREASURY STRIP	10/31/2011	72,805.00	.000	08/15/2023	100,000.00	2.710	867
912833LMO	207916	2000	US TREASURY STRIP	11/03/2011	36,347.00	.000	08/15/2023	50,000.00	2.725	867
912833LMO	211242	2000	US TREASURY STRIP	08/17/2012	40,209.00	.000	08/15/2023	50,000.00	1.992	867
912833LMO	211302	2000	US TREASURY STRIP	08/22/2012	79,422.00	.000	08/15/2023	100,000.00	2.109	867
912833LMO	215297	2000	US TREASURY STRIP	08/16/2013	37,531.00	.000	08/15/2023	50,000.00	2.890	867
912833LMO	215620	2000	US TREASURY STRIP	09/26/2013	37,660.50	.000	08/15/2023	50,000.00	2.887	867
912833LMO	215884	2000	US TREASURY STRIP	11/01/2013	77,061.00	.000	08/15/2023	100,000.00	2.680	867
912833LMO	218839	2000	US TREASURY STRIP	08/28/2014	321,552.00	.000	08/15/2023	400,000.00	2.450	867
912833LMO	219031	2000	US TREASURY STRIP	09/18/2014	79,200.00	.000	08/15/2023	100,000.00	2.635	867
912833LMO	219292	2000	US TREASURY STRIP	10/17/2014	32,772.80	.000	08/15/2023	40,000.00	2.270	867
912833LMO	224331	2000	USTREASURYSTRIP	10/08/2015	85,898.00	.000	08/15/2023	100,000.00	1.945	867
912833LMO	224485	2000	USTREASURYSTRIP	10/22/2015	85,928.00	.000	08/15/2023	100,000.00	1.950	867
912833LMO	224554	2000	USTREASURYSTRIP	10/29/2015	34,293.60	.000	08/15/2023	40,000.00	1.984	867
912833LMO	228091	2000	US TREASURY STRI ZERO-% 8	09/23/2016	44,982.00	.000	08/15/2023	50,000.00	1.540	867
912833LMO	228287	2000	US TREASURY STRI ZERO-% 8	10/14/2016	223,737.50	.000	08/15/2023	250,000.00	1.630	867
912833LMO	234130	2000	S 0 08-15-23	10/26/2017	35,270.00	.000	08/15/2023	40,000.00	2.180	867
912833LMO	234154	2000	S 0 08-15-23	10/26/2017	44,087.50	.000	08/15/2023	50,000.00	2.180	867
912833LMO	234189	2000	S 0 08-15-23	10/27/2017	22,019.75	.000	08/15/2023	25,000.00	2.200	867
912833LMO	237892	2000	S 0 08-15-23	08/23/2018	104,796.00	.000	08/15/2023	120,000.00	2.740	867
912833LMO	237919	2000	S 0 08-15-23	08/23/2018	34,949.20	.000	08/15/2023	40,000.00	2.730	867
912833LMO	237932	2000	S 0 08-15-23	08/23/2018	218,420.00	.000	08/15/2023	250,000.00	2.731	867
742718EB1	238084	1030	PG 3.1 08-15-23	08/31/2018	3,778,926.00	3.100	08/15/2023	3,775,000.00	3.077	867
912833LMO	238209	2000	S 0 08-15-23	09/13/2018	34,833.60	.000	08/15/2023	40,000.00	2.830	867
912833LMO	238690	2000	S 0 08-15-23	10/25/2018	345,784.00	.000	08/15/2023	400,000.00	3.053	867
912833LMO	242340	2000	S 0 08-15-23	08/19/2019	23,553.25	.000	08/15/2023	25,000.00	1.500	867
912833LMO	242569	2000	S 0 08-15-23	09/06/2019	94,802.00	.000	08/15/2023	100,000.00	1.359	867
912833LMO	242662	2000	S 0 08-15-23	09/12/2019	75,412.00	.000	08/15/2023	80,000.00	1.511	867
912833LMO	242799	2000	S 0 08-15-23	09/23/2019	234,450.00	.000	08/15/2023	250,000.00	1.656	867
912833LMO	246477	2000	S 0 08-15-23	08/10/2020	39,822.00	.000	08/15/2023	40,000.00	.148	867
912833LMO	246782	2000	US Treasury Strip 08,15,2023	09/18/2020	79,663.55	.000	08/15/2023	80,000.00	.145	867
912833LMO	247002	2000	S 0 08-15-23	10/13/2020	39,796.00	.000	08/15/2023	40,000.00	.180	867



Run Date: 4/5/2021 4:53:48 AM

Investments Outstanding As Of Date: 3/31/2021

INVENTORY BY MATURITY REPORT

CUSIP	Investment #	Fund	Issuer	Purchase Date	Current Book	Current Rate	Maturity Date	Current Par	YTM	Days to Maturity
912833LM0	247129	2000	S 0 08-15-23	10/22/2020	39,802.39	.000	08/15/2023	40,000.00	.176	867
3134GVVG0	245872	1010	FHLMC 0.45 08-18-23	05/18/2020	10,000,000.00	.450	08/18/2023	10,000,000.00	.450	870
9128284X5	238202	1020	T 2 3-4 08-31-23	09/11/2018	9,968,750.00	2.750	08/31/2023	10,000,000.00	2.818	883
9128284X5	238335	1020	T 2 3-4 08-31-23	09/21/2018	9,901,562.50	2.750	08/31/2023	10,000,000.00	2.965	883
3130AJK24	245629	1010	FHLB 0.48 09-01-23	05/06/2020	20,029,600.00	.480	09/01/2023	20,000,000.00	.435	884
46513JCS8	246753	1010	ELEVENTH JUBILEE 3 YR ISRA	09/15/2020	2,500,000.00	1.180	09/01/2023	2,500,000.00	1.180	884
46513JQR5	246754	1010	8TH INVST BOND 3 YR	09/15/2020	7,500,000.00	1.330	09/01/2023	7,500,000.00	1.330	884
3134GWP42	246725	1010	FHLMC 0.32 09-14-23	09/14/2020	10,000,000.00	.320	09/14/2023	10,000,000.00	.320	897
3134GWJ80	246674	1010	FHLMC 0.32 09-15-23	09/15/2020	15,000,000.00	.320	09/15/2023	15,000,000.00	.320	898
3134GWXN1	246959	1010	FHLMC 0.31 09-29-23	10/05/2020	15,003,000.00	.310	09/29/2023	15,000,000.00	.303	912
9128285D8	238449	1020	T 2 7-8 09-30-23	10/02/2018	9,965,625.00	2.875	09/30/2023	10,000,000.00	2.950	913
9128285D8	238486	1020	T 2 7-8 09-30-23	10/04/2018	9,942,187.50	2.875	09/30/2023	10,000,000.00	3.001	913
9128285D8	238511	1020	T 2 7-8 09-30-23	10/09/2018	9,910,156.25	2.875	09/30/2023	10,000,000.00	3.071	913
912828T26	242485	1020	T 1 3-8 09-30-23	08/23/2019	9,945,312.50	1.375	09/30/2023	10,000,000.00	1.513	913
3133EJD48	238865	1010	FFCB 3.05 10-02-23	11/08/2018	4,978,450.00	3.050	10/02/2023	5,000,000.00	3.145	915
713448FB9	246976	1030	PEPSICO INC 0.40 10-07-23	10/07/2020	4,997,150.00	.400	10/07/2023	5,000,000.00	.419	920
3137EAAY1	247077	1010	FHLMC 0 1-8 10-16-23	10/16/2020	12,951,510.00	.125	10/16/2023	13,000,000.00	.250	929
89236TDK8	241543	1030	TOYOTA 2 1-4 10-18-23 MTN	06/06/2019	2,725,211.84	2.250	10/18/2023	2,741,000.00	2.389	931
89236TDK8	242704	1030	TOYOTA 2 1-4 10-18-23 MTN	09/12/2019	3,536,120.00	2.250	10/18/2023	3,500,000.00	1.986	931
89236TDK8	242728	1030	TOYOTA 2 1-4 10-18-23 MTN	09/16/2019	5,037,050.00	2.250	10/18/2023	5,000,000.00	2.060	931
3134GVPE2	245598	1010	FHLMC 0 5-8 10-30-23	04/30/2020	20,000,000.00	.625	10/30/2023	20,000,000.00	.625	943
912828T91	241544	1020	T 1 5-8 10-31-23	06/05/2019	9,891,406.25	1.625	10/31/2023	10,000,000.00	1.883	944
912828T91	241545	1020	T 1 5-8 10-31-23	06/05/2019	9,889,062.50	1.625	10/31/2023	10,000,000.00	1.889	944
912828T91	243094	1020	T 1 5-8 10-31-23	10/11/2019	10,054,687.50	1.625	10/31/2023	10,000,000.00	1.485	944
912828T91	243145	1020	T 1 5-8 10-31-23	10/22/2019	20,029,687.50	1.625	10/31/2023	20,000,000.00	1.587	944
88059EHL1	128969	2000	TVA STRIP	02/07/2000	470,668.03	.000	11/01/2023	2,401,000.00	6.986	945
191216BE9	242238	1030	KO 3.2 11-01-23	08/08/2019	4,925,630.09	3.200	11/01/2023	4,679,000.00	1.897	945
912833LP3	179297	2000	US TREASURY STRIP	12/18/2006	111,512.50	.000	11/15/2023	250,000.00	4.832	959
912833LP3	179703	2000	US TREASURY STRIP	01/31/2007	64,126.50	.000	11/15/2023	150,000.00	5.127	959
912833LP3	183733	2000	US TREASURY STRIP	12/05/2007	24,400.00	.000	11/15/2023	50,000.00	4.550	959
912833LP3	183940	2000	US TREASURY STRIP	12/19/2007	46,516.00	.000	11/15/2023	100,000.00	4.870	959
912833LP3	184230	2000	US TREASURY STRIP	01/10/2008	73,650.00	.000	11/15/2023	150,000.00	4.540	959
912833LP3	189217	2000	US TREASURY STRIP	11/21/2008	50,589.00	.000	11/15/2023	100,000.00	4.600	959



Run Date: 4/5/2021 4:53:48 AM

Investments Outstanding As Of Date: 3/31/2021

INVENTORY BY MATURITY REPORT

CUSIP	Investment #	Fund	Issuer	Purchase Date	Current Book	Current Rate	Maturity Date	Current Par	YTM	Days to Maturity
912833LP3	189263	2000	US TREASURY STRIP	11/21/2008	2,675.00	.000	11/15/2023	5,000.00	4.218	959
912833LP3	189962	2000	US TREASURY STRIP	01/12/2009	143,260.00	.000	11/15/2023	250,000.00	3.787	959
912833LP3	190250	2000	US TREASURY STRIP	02/04/2009	54,070.00	.000	11/15/2023	100,000.00	4.205	959
912833LP3	194196	2000	US TREASURY STRIP	11/24/2009	55,012.00	.000	11/15/2023	100,000.00	4.322	959
912833LP3	194729	2000	US TREASURY STRIP	01/28/2010	27,171.50	.000	11/15/2023	50,000.00	4.470	959
912833LP3	201935	2000	US TREASURY STRIP	11/17/2010	31,369.50	.000	11/15/2023	50,000.00	3.620	959
912833LP3	202150	2000	US TREASURY STRIP	11/24/2010	30,891.00	.000	11/15/2023	50,000.00	3.746	959
912833LP3	203390	2000	US TREASURY STRIP	01/31/2011	58,735.00	.000	11/15/2023	100,000.00	4.205	959
912833LP3	212192	2000	US TREASURY STRIP	11/30/2012	121,449.00	.000	11/15/2023	150,000.00	1.936	959
912833LP3	212322	2000	US TREASURY STRIP	12/13/2012	284,469.50	.000	11/15/2023	350,000.00	1.907	959
912833LP3	212651	2000	US TREASURY STRIP	01/17/2013	39,734.50	.000	11/15/2023	50,000.00	2.134	959
912833LP3	216071	2000	US TREASURY STRIP	11/21/2013	37,675.50	.000	11/15/2023	50,000.00	2.855	959
912833LP3	216416	2000	US TREASURY STRIP	01/09/2014	73,693.00	.000	11/15/2023	100,000.00	3.124	959
912833LP3	219693	2000	US TREASURY STRIP	11/20/2014	201,742.50	.000	11/15/2023	250,000.00	2.401	959
912833LP3	220246	2000	US TREASURY STRIP	01/09/2015	42,038.00	.000	11/15/2023	50,000.00	1.970	959
912833LP3	220348	2000	US TREASURY STRIP	01/20/2015	84,363.00	.000	11/15/2023	100,000.00	1.938	959
912833LP3	220434	2000	US TREASURY STRIP	01/26/2015	85,261.00	.000	11/15/2023	100,000.00	1.820	959
912833LP3	220455	2000	US TREASURY STRIP	01/26/2015	42,547.00	.000	11/15/2023	50,000.00	1.842	959
912833LP3	220474	2000	US TREASURY STRIP	01/26/2015	34,044.80	.000	11/15/2023	40,000.00	1.840	959
912833LP3	220503	2000	US TREASURY STRIP	01/27/2015	212,790.00	.000	11/15/2023	250,000.00	1.840	959
912833LP3	220607	2000	US TREASURY STRIP	01/29/2015	211,767.50	.000	11/15/2023	250,000.00	1.897	959
912833LP3	225021	2000	USTREASURYSTRIP	12/24/2015	210,512.50	.000	11/15/2023	250,000.00	2.190	959
912833LP3	225343	2000	USTREASURYSTRIP	02/04/2016	86,241.00	.000	11/15/2023	100,000.00	1.912	959
912833LP3	228572	2000	US TREASURY STRI ZERO-% 1	11/14/2016	16,002.36	.000	11/15/2023	18,000.00	1.687	959
912833LP3	229111	2000	S 0 11-15-23	01/12/2017	17,150.40	.000	11/15/2023	20,000.00	2.260	959
912833LP3	229115	2000	S 0 11-15-23	01/12/2017	17,150.40	.000	11/15/2023	20,000.00	2.260	959
912833LP3	229260	2000	S 0 11-15-23	01/26/2017	214,132.50	.000	11/15/2023	250,000.00	2.290	959
912833LP3	229398	2000	S 0 11-15-23	02/02/2017	34,184.80	.000	11/15/2023	40,000.00	2.330	959
912833LP3	234358	2000	S 0 11-15-23	11/16/2017	87,495.00	.000	11/15/2023	100,000.00	2.240	959
912833LP3	234931	2000	S 0 11-15-23	01/25/2018	34,509.60	.000	11/15/2023	40,000.00	2.560	959
912833LP3	235057	2000	S 0 11-15-23	02/02/2018	34,430.80	.000	11/15/2023	40,000.00	2.610	959
021441AF7	242019	1030	INTC 4.1 11-15-23	07/18/2019	2,148,120.00	4.100	11/15/2023	2,000,000.00	2.291	959
021441AF7	242464	1030	INTC 4.1 11-15-23	08/23/2019	2,201,335.40	4.100	11/15/2023	2,020,000.00	1.881	959



Run Date: 4/5/2021 4:53:48 AM

Investments Outstanding As Of Date: 3/31/2021

INVENTORY BY MATURITY REPORT

CUSIP	Investment #	Fund	Issuer	Purchase Date	Current Book	Current Rate	Maturity Date	Current Par	YTM	Days to Maturity
912833LP3	243384	2000	S 0 11-15-23	11/15/2019	37,292.00	.000	11/15/2023	40,000.00	1.760	959
912833LP3	243625	2000	S 0 11-15-23	12/09/2019	37,569.20	.000	11/15/2023	40,000.00	1.600	959
912833LP3	243720	2000	S 0 11-15-23	12/16/2019	37,435.20	.000	11/15/2023	40,000.00	1.700	959
912833LP3	247327	2000	S 0 11-15-23	11/06/2020	39,752.80	.000	11/15/2023	40,000.00	.205	959
912833LP3	247467	2000	S 0 11-15-23	11/19/2020	79,463.20	.000	11/15/2023	80,000.00	.225	959
912833LP3	247632	2000	S 0 11-15-23	12/03/2020	39,782.00	.000	11/15/2023	40,000.00	.185	959
912833LP3	247784	2000	S 0 11-15-23	12/14/2020	39,802.60	.000	11/15/2023	40,000.00	.170	959
912833LP3	247844	2000	S 0 11-15-23	12/17/2020	39,843.20	.000	11/15/2023	40,000.00	.135	959
3134GVYH5	245913	1010	FHLMC 0 1-2 11-28-23	05/28/2020	20,000,000.00	.500	11/28/2023	20,000,000.00	.500	972
912828U57	240365	1020	T 2 1-8 11-30-23	04/17/2019	19,760,156.25	2.125	11/30/2023	20,000,000.00	2.400	974
3133EMHL9	247681	1010	FFCB 0.31 11-30-23	12/02/2020	14,992,500.00	.310	11/30/2023	15,000,000.00	.327	974
3134GVVB1	245873	1010	FHLMC 0 1-2 12-01-23	06/01/2020	8,000,000.00	.500	12/01/2023	8,000,000.00	.500	975
594918AW4	240344	1030	MSFT 3 5-8 12-15-23	04/17/2019	10,397,700.00	3.625	12/15/2023	10,000,000.00	2.710	989
594918AW4	242018	1030	MSFT 3 5-8 12-15-23	07/18/2019	5,305,000.00	3.625	12/15/2023	5,000,000.00	2.166	989
3134GTUU5	241603	1010	FHLMC 2.09 12-18-23	06/18/2019	15,000,000.00	2.090	12/18/2023	15,000,000.00	2.090	992
3133EJ3Q0	239248	1010	FFCB 2 7-8 12-21-23	12/21/2018	10,023,610.00	2.875	12/21/2023	10,000,000.00	2.824	995
3134GVY44	246156	1010	FHLMC 0.45 12-29-23 0000	06/29/2020	10,000,000.00	.450	12/29/2023	10,000,000.00	.450	1003
3134GWXB7	246949	1010	FHLMC 0.3 12-29-23 0000	10/02/2020	24,995,000.00	.300	12/29/2023	25,000,000.00	.306	1003
3134GWXB7	246985	1010	FHLMC 0.3 12-29-23 0000	10/07/2020	9,993,000.00	.300	12/29/2023	10,000,000.00	.322	1003
912828V23	239614	1020	T 2 1-4 12-31-23	01/28/2019	14,773,828.13	2.250	12/31/2023	15,000,000.00	2.578	1005
89236TFS9	242316	1030	TOYOTA 3.35 01-08-24	08/14/2019	3,168,300.00	3.350	01/08/2024	3,000,000.00	2.011	1013
31359YCPO	147429	2000	FNMA STRIP	03/07/2001	278,697.69	.000	01/15/2024	1,143,000.00	6.270	1020
31359YCPO	173958	2000	FNMA STRIP	12/13/2005	109,267.56	.000	01/15/2024	279,000.00	5.250	1020
3130AFRP4	240050	1010	FHLB 2.8 01-19-24	03/12/2019	10,065,000.00	2.800	01/19/2024	10,000,000.00	2.656	1024
912828V80	243786	1020	T 2 1-4 01-31-24	12/17/2019	10,217,187.50	2.250	01/31/2024	10,000,000.00	1.702	1036
91159HHV5	240173	1030	USB 3 3-8 02-05-24	03/29/2019	7,481,349.56	3.375	02/05/2024	7,275,000.00	2.746	1041
594918BX1	240120	1030	MSFT 2 7-8 02-06-24	03/25/2019	5,047,300.00	2.875	02/06/2024	5,000,000.00	2.666	1042
594918BX1	240174	1030	MSFT 2 7-8 02-06-24	03/29/2019	5,089,050.00	2.875	02/06/2024	5,000,000.00	2.483	1042
31358C2B1	143509	2000	FNMA STRIP	08/10/2000	312,829.30	.000	02/07/2024	1,505,000.00	6.800	1043
037833CG3	240244	1030	AAPL 3 02-09-24	04/05/2019	5,057,800.00	3.000	02/09/2024	5,000,000.00	2.743	1045
037833CG3	240245	1030	AAPL 3 02-09-24	04/05/2019	10,117,800.00	3.000	02/09/2024	10,000,000.00	2.738	1045
88579YBB6	242499	1030	MMM 3 1-4 02-14-24 MTN	08/27/2019	5,273,600.00	3.250	02/14/2024	5,000,000.00	1.964	1050
3133ELNE0	244718	1010	FFCB 1.43 02-14-24	03/16/2020	10,224,900.00	1.430	02/14/2024	10,000,000.00	.844	1050





Run Date: 4/5/2021 4:53:48 AM

Investments Outstanding As Of Date: 3/31/2021

INVENTORY BY MATURITY REPORT

CUSIP	Investment #	Fund	Issuer	Purchase Date	Current Book	Current Rate	Maturity Date	Current Par	YTM	Days to Maturity
313490CM4	49401	2000	FED JUDICIARY	03/30/1998	478,320.00	.000	02/15/2024	2,400,000.00	6.332	1051
912833LQ1	180371	2000	US TREASURY STRIP	04/03/2007	21,788.00	.000	02/15/2024	50,000.00	4.985	1051
912833LQ1	180523	2000	US TREASURY STRIP	04/12/2007	42,848.00	.000	02/15/2024	100,000.00	5.095	1051
912833LQ1	180739	2000	US TREASURY STRIP	04/30/2007	43,808.00	.000	02/15/2024	100,000.00	4.975	1051
912833LQ1	184841	2000	US TREASURY STRIP	02/28/2008	4,667.73	.000	02/15/2024	10,000.00	4.830	1051
912833LQ1	185231	2000	US TREASURY STRIP	03/27/2008	4,965.00	.000	02/15/2024	10,000.00	4.456	1051
912833LQ1	185274	2000	US TREASURY STRIP	03/28/2008	24,582.50	.000	02/15/2024	50,000.00	4.520	1051
912833LQ1	185600	2000	US TREASURY STRIP	04/16/2008	24,985.00	.000	02/15/2024	50,000.00	4.430	1051
912833LQ1	185619	2000	US TREASURY STRIP	04/16/2008	5,000.00	.000	02/15/2024	10,000.00	4.426	1051
912833LQ1	185886	2000	US TREASURY STRIP	04/28/2008	11,944.50	.000	02/15/2024	25,000.00	4.730	1051
912833LQ1	190600	2000	US TREASURY STRIP	02/27/2009	27,763.00	.000	02/15/2024	50,000.00	3.970	1051
912833LQ1	190831	2000	US TREASURY STRIP	03/20/2009	27,542.00	.000	02/15/2024	50,000.00	4.040	1051
912833LQ1	190957	2000	US TREASURY STRIP	03/30/2009	55,996.00	.000	02/15/2024	100,000.00	3.935	1051
912833LQ1	191123	2000	US TREASURY STRIP	04/13/2009	2,850.00	.000	02/15/2024	5,000.00	3.823	1051
912833LQ1	191214	2000	US TREASURY STRIP	04/16/2009	29,074.50	.000	02/15/2024	50,000.00	3.688	1051
912833LQ1	191861	2000	US TREASURY STRIP	04/24/2009	27,815.00	.000	02/15/2024	50,000.00	3.999	1051
912833LQ1	194859	2000	US TREASURY STRIP	02/08/2010	52,785.00	.000	02/15/2024	100,000.00	4.610	1051
912833LQ1	195184	2000	US TREASURY STRIP	03/03/2010	26,559.00	.000	02/15/2024	50,000.00	4.585	1051
912833LQ1	195391	2000	US TREASURY STRIP	03/12/2010	52,874.00	.000	02/15/2024	100,000.00	4.627	1051
912833LQ1	195860	2000	US TREASURY STRIP	04/08/2010	25,969.50	.000	02/15/2024	50,000.00	4.784	1051
912833LQ1	196885	2000	US TREASURY STRIP	04/30/2010	27,061.50	.000	02/15/2024	50,000.00	4.500	1051
912833LQ1	203859	2000	US TREASURY STRIP	02/28/2011	28,920.00	.000	02/15/2024	50,000.00	4.268	1051
912833LQ1	204506	2000	US TREASURY STRIP	04/12/2011	57,390.00	.000	02/15/2024	100,000.00	4.370	1051
912833LQ1	205419	2000	US TREASURY STRIP	05/05/2011	59,690.00	.000	02/15/2024	100,000.00	4.078	1051
912833LQ1	208702	2000	US TREASURY STRIP	02/16/2012	37,178.50	.000	02/15/2024	50,000.00	2.485	1051
912833LQ1	208873	2000	US TREASURY STRIP	03/05/2012	74,637.00	.000	02/15/2024	100,000.00	2.463	1051
912833LQ1	209012	2000	US TREASURY STRIP	03/19/2012	35,778.50	.000	02/15/2024	50,000.00	2.830	1051
912833LQ1	209137	2000	US TREASURY STRIP	04/05/2012	36,308.50	.000	02/15/2024	50,000.00	2.716	1051
912833LQ1	209929	2000	US TREASURY STRIP	04/30/2012	37,317.50	.000	02/15/2024	50,000.00	2.496	1051
912833LQ1	213289	2000	US TREASURY STRIP	03/25/2013	39,141.00	.000	02/15/2024	50,000.00	2.260	1051
912833LQ1	213361	2000	US TREASURY STRIP	03/28/2013	78,432.00	.000	02/15/2024	100,000.00	2.244	1051
912833LQ1	213438	2000	US TREASURY STRIP	04/04/2013	39,659.50	.000	02/15/2024	50,000.00	2.143	1051
912833LQ1	213505	2000	US TREASURY STRIP	04/12/2013	80,294.00	.000	02/15/2024	100,000.00	2.034	1051



Run Date: 4/5/2021 4:53:48 AM

Investments Outstanding As Of Date: 3/31/2021

INVENTORY BY MATURITY REPORT

CUSIP	Investment #	Fund	Issuer	Purchase Date	Current Book	Current Rate	Maturity Date	Current Par	YTM	Days to Maturity
912833LQ1	214257	2000	US TREASURY STRIP	05/02/2013	80,987.00	.000	02/15/2024	100,000.00	1.964	1051
912833LQ1	216911	2000	US TREASURY STRIP	03/21/2014	188,882.50	.000	02/15/2024	250,000.00	2.850	1051
912833LQ1	220876	2000	US TREASURY STRIP	02/13/2015	33,258.80	.000	02/15/2024	40,000.00	2.060	1051
912833LQ1	222350	2000	US TREASURY STRIP	04/30/2015	33,664.80	.000	02/15/2024	40,000.00	1.970	1051
912833LQ1	225734	2000	USTREASURYSTRIIP	03/17/2016	34,400.00	.000	02/15/2024	40,000.00	1.915	1051
912833LQ1	225760	2000	USTREASURYSTRIIP	03/17/2016	15,700.84	.000	02/15/2024	18,250.00	1.910	1051
912833LQ1	229653	2000	S 0 02-15-24	02/24/2017	44,241.60	.000	02/15/2024	52,000.00	2.330	1051
912833LQ1	230018	2000	S 0 02-15-24	03/24/2017	340,988.00	.000	02/15/2024	400,000.00	2.327	1051
912833LQ1	230133	2000	S 0 02-15-24	03/30/2017	213,742.50	.000	02/15/2024	250,000.00	2.290	1051
912833LQ1	230230	2000	S 0 02-15-24	04/06/2017	42,913.00	.000	02/15/2024	50,000.00	2.240	1051
912833LQ1	230354	2000	S 0 02-15-24	04/17/2017	34,481.60	.000	02/15/2024	40,000.00	2.185	1051
912833LQ1	230989	2000	S 0 02-15-24	04/28/2017	215,870.00	.000	02/15/2024	250,000.00	2.170	1051
912833LQ1	235198	2000	S 0 02-15-24	02/15/2018	34,054.40	.000	02/15/2024	40,000.00	2.700	1051
912833LQ1	235367	2000	S 0 02-15-24	03/01/2018	34,049.60	.000	02/15/2024	40,000.00	2.720	1051
912833LQ1	235392	2000	S 0 02-15-24	03/01/2018	34,018.80	.000	02/15/2024	40,000.00	2.735	1051
912833LQ1	235452	2000	S 0 02-15-24	03/05/2018	169,552.00	.000	02/15/2024	200,000.00	2.795	1051
912833LQ1	235525	2000	S 0 02-15-24	03/08/2018	34,055.60	.000	02/15/2024	40,000.00	2.726	1051
912833LQ1	236307	2000	S 0 02-15-24	04/26/2018	33,841.60	.000	02/15/2024	40,000.00	2.900	1051
912833LQ1	244734	2000	S 0 02-15-24	03/19/2020	39,233.60	.000	02/15/2024	40,000.00	.495	1051
912833LQ1	244837	2000	S 0 02-15-24	04/02/2020	24,711.50	.000	02/15/2024	25,000.00	.300	1051
912833LQ1	249110	2000	S 0 02-15-24	03/12/2021	39,626.80	.000	02/15/2024	40,000.00	.320	1051
912833LQ1	249138	2000	S 0 02-15-24	03/12/2021	79,253.60	.000	02/15/2024	80,000.00	.320	1051
3133ELN9	244454	1010	FFCB 1.55 02-28-24	02/28/2020	10,000,000.00	1.550	02/28/2024	10,000,000.00	1.550	1064
912828W48	239977	1020	T 2 1-8 02-29-24	03/04/2019	14,694,140.63	2.125	02/29/2024	15,000,000.00	2.563	1065
912828W48	242463	1020	T 2 1-8 02-29-24	08/22/2019	10,290,625.00	2.125	02/29/2024	10,000,000.00	1.459	1065
912828W48	243195	1020	T 2 1-8 02-29-24	10/25/2019	10,225,000.00	2.125	02/29/2024	10,000,000.00	1.587	1065
46514AMN6	239843	1010	ISRAEL BOND 3.5	03/01/2019	10,000,000.00	3.500	03/01/2024	10,000,000.00	3.500	1066
46514AMP1	240055	1010	ISRAEL BOND 3.45	03/15/2019	5,000,000.00	3.450	03/01/2024	5,000,000.00	3.450	1066
713448CM8	240259	1030	PEP 3.6 03-01-24	04/08/2019	5,208,000.00	3.600	03/01/2024	5,000,000.00	2.687	1066
166764BT6	240159	1030	CVX 2.895 03-03-24	03/28/2019	5,074,700.00	2.895	03/03/2024	5,000,000.00	2.570	1068
166764BT6	240160	1030	CVX 2.895 03-03-24	03/28/2019	5,072,450.00	2.895	03/03/2024	5,000,000.00	2.580	1068
58933YAU9	242056	1030	MRK 2.9 03-07-24	07/22/2019	5,160,400.00	2.900	03/07/2024	5,000,000.00	2.167	1072
19416QEG1	240056	1030	CL 3 1-4 03-15-24 MTN	03/15/2019	5,628,128.40	3.250	03/15/2024	5,490,000.00	2.709	1080



Run Date: 4/5/2021 4:53:48 AM

Investments Outstanding As Of Date: 3/31/2021

INVENTORY BY MATURITY REPORT

CUSIP	Investment #	Fund	Issuer	Purchase Date	Current Book	Current Rate	Maturity Date	Current Par	YTM	Days to Maturity
3130ALKS2	249133	1010	FHLB 0 3-8 03-15-24	03/15/2021	24,968,750.00	.375	03/15/2024	25,000,000.00	.417	1080
3133ELTU8	244684	1010	FFCB 0.92 03-18-24	03/18/2020	10,011,000.00	.920	03/18/2024	10,000,000.00	.892	1083
3134GV3T3	246157	1010	FHLMC 0 1-2 03-28-24	06/29/2020	10,000,000.00	.500	03/28/2024	10,000,000.00	.500	1093
912828W71	240336	1020	T 2 1-8 03-31-24	04/15/2019	14,833,593.75	2.125	03/31/2024	15,000,000.00	2.363	1096
912828W71	242150	1020	T 2 1-8 03-31-24	07/26/2019	10,122,656.25	2.125	03/31/2024	10,000,000.00	1.850	1096
3134GTAV5	240136	1010	FHLMC 2.51 04-01-24	04/01/2019	15,000,000.00	2.510	04/01/2024	15,000,000.00	2.510	1097
677522U69	244121	1010	OPFC Veterans Compensation	02/05/2020	4,745,000.00	1.797	04/01/2024	4,745,000.00	1.797	1097
3133ELVA9	244807	1010	FFCB 1.2 04-01-24	04/01/2020	12,855,000.00	1.200	04/01/2024	12,855,000.00	1.200	1097
3133EMLV2	248086	1010	FFCB 0.27 04-05-24	01/06/2021	14,994,000.00	.270	04/05/2024	15,000,000.00	.282	1101
3133ELVX9	244927	1010	FFCB 0 7-8 04-08-24	04/08/2020	14,992,500.00	.875	04/08/2024	15,000,000.00	.888	1104
3134GWYD2	247024	1010	FHLMC 0 3-8 04-08-24	10/08/2020	14,994,750.00	.375	04/08/2024	15,000,000.00	.385	1104
3134GTBW2	240163	1010	FHLMC 2.46 04-16-24	04/16/2019	10,000,000.00	2.460	04/16/2024	10,000,000.00	2.460	1112
931142DP5	240757	1030	WMT 3.3 04-22-24	04/22/2019	10,232,400.00	3.300	04/22/2024	10,000,000.00	2.799	1118
931142DP5	241463	1030	WMT 3.3 04-22-24	05/30/2019	1,629,903.18	3.300	04/22/2024	1,581,000.00	2.622	1118
3133ELXC3	245482	1010	FFCB 0.8 04-22-24	04/22/2020	10,000,000.00	.800	04/22/2024	10,000,000.00	.800	1118
3134GTEU3	240206	1010	FHLMC 2.57 04-26-24	04/26/2019	15,000,000.00	2.570	04/26/2024	15,000,000.00	2.570	1122
3134GVMX3	245533	1010	FHLMC .59 4-29-2024	04/29/2020	15,000,000.00	.590	04/29/2024	15,000,000.00	.590	1125
912828X70	241556	1020	T 2 04-30-24	06/06/2019	20,131,250.00	2.000	04/30/2024	20,000,000.00	1.859	1126
46514ANE5	241064	1010	ISRAEL BOND 3.12	05/01/2019	20,000,000.00	3.120	05/01/2024	20,000,000.00	3.120	1127
46514ANF2	241301	1010	ISRAEL BOND 3.14 5-01-24	05/15/2019	10,000,000.00	3.140	05/01/2024	10,000,000.00	3.140	1127
037833AS9	241515	1030	AAPL 3.45 05-06-24	06/03/2019	5,264,551.25	3.450	05/06/2024	5,075,000.00	2.636	1132
037833CU2	241442	1030	AAPL 2.85 05-11-24	05/28/2019	10,100,300.00	2.850	05/11/2024	10,000,000.00	2.632	1137
458140BD1	241568	1030	INTC 2 7-8 05-11-24	06/10/2019	6,853,563.60	2.875	05/11/2024	6,708,000.00	2.404	1137
037833CU2	242817	1030	AAPL 2.85 05-11-24	09/20/2019	10,355,900.00	2.850	05/11/2024	10,000,000.00	2.042	1137
037833CU2	243962	1030	AAPL 2.85 05-11-24	01/08/2020	8,676,679.90	2.850	05/11/2024	8,365,000.00	1.950	1137
458140BD1	244656	1030	INTC 2 7-8 05-11-24	03/11/2020	9,436,536.08	2.875	05/11/2024	8,842,000.00	1.215	1137
037833CU2	244659	1030	AAPL 2.85 05-11-24	03/11/2020	3,176,580.00	2.850	05/11/2024	3,000,000.00	1.391	1137
46625HJX9	241606	1030	JPM 3 5-8 05-13-24	06/13/2019	4,367,237.00	3.625	05/13/2024	4,190,000.00	2.700	1139
3134GVUZ9	245838	1010	FHLMC 0.52 05-13-24	05/14/2020	15,000,000.00	.520	05/13/2024	15,000,000.00	.520	1139
912833LR9	181170	2000	US TREASURY STRIP	05/31/2007	20,972.50	.000	05/15/2024	50,000.00	5.190	1141
912833LR9	181418	2000	US TREASURY STRIP	06/26/2007	20,250.50	.000	05/15/2024	50,000.00	5.425	1141
912833LR9	181559	2000	US TREASURY STRIP	07/06/2007	20,710.00	.000	05/15/2024	50,000.00	5.297	1141
912833LR9	181865	2000	US TREASURY STRIP	07/30/2007	42,158.00	.000	05/15/2024	100,000.00	5.210	1141



Run Date: 4/5/2021 4:53:48 AM

Investments Outstanding As Of Date: 3/31/2021

INVENTORY BY MATURITY REPORT

CUSIP	Investment #	Fund	Issuer	Purchase Date	Current Book	Current Rate	Maturity Date	Current Par	YTM	Days to Maturity
912833LR9	182555	2000	US TREASURY STRIP	09/25/2007	42,920.00	.000	05/15/2024	100,000.00	5.149	1141
912833LR9	186337	2010	US TREASURY STRIP	05/22/2008	3,552,131.74	.000	05/15/2024	7,538,000.00	4.764	1141
912833LR9	186423	2000	US TREASURY STRIP	05/27/2008	23,813.00	.000	05/15/2024	50,000.00	4.700	1141
912833LR9	186668	2000	US TREASURY STRIP	06/09/2008	12,905.75	.000	05/15/2024	25,000.00	4.193	1141
912833LR9	187231	2000	US TREASURY STRIP	07/11/2008	4,836.00	.000	05/15/2024	10,000.00	4.638	1141
912833LR9	192220	2000	US TREASURY STRIP	05/13/2009	76,455.00	.000	05/15/2024	150,000.00	4.542	1141
912833LR9	193238	2000	US TREASURY STRIP	08/18/2009	25,222.79	.000	05/15/2024	50,000.00	4.696	1141
912833LR9	197104	2000	US TREASURY STRIP	05/11/2010	168,631.09	.000	05/15/2024	306,000.00	4.298	1141
912833LR9	197198	2000	US TREASURY STRIP	05/14/2010	13,696.00	.000	05/15/2024	25,000.00	4.344	1141
912833LR9	198378	2000	US TREASURY STRIP	06/30/2010	29,157.50	.000	05/15/2024	50,000.00	3.925	1141
912833LR9	198705	2000	US TREASURY STRIP	07/13/2010	58,250.00	.000	05/15/2024	100,000.00	3.943	1141
912833LR9	205478	2000	US TREASURY STRIP	05/09/2011	56,714.00	.000	05/15/2024	100,000.00	4.405	1141
912833LR9	206123	2000	US TREASURY STRIP	06/13/2011	61,484.00	.000	05/15/2024	100,000.00	3.800	1141
912833LR9	206331	2000	US TREASURY STRIP	06/23/2011	30,695.50	.000	05/15/2024	50,000.00	3.820	1141
912833LR9	206375	2000	US TREASURY STRIP	06/27/2011	30,644.00	.000	05/15/2024	50,000.00	3.837	1141
912833LR9	210182	2000	US TREASURY STRIP	05/16/2012	37,821.00	.000	05/15/2024	50,000.00	2.340	1141
912833LR9	210397	2000	US TREASURY STRIP	06/06/2012	39,731.00	.000	05/15/2024	50,000.00	1.935	1141
912833LR9	210603	2000	US TREASURY STRIP	06/25/2012	38,892.50	.000	05/15/2024	50,000.00	2.124	1141
912833LR9	214707	2000	US TREASURY STRIP	06/17/2013	38,046.00	.000	05/15/2024	50,000.00	2.520	1141
912833LR9	218186	2000	US TREASURY STRIP	06/26/2014	38,168.50	.000	05/15/2024	50,000.00	2.750	1141
912833LR9	218212	2000	US TREASURY STRIP	06/27/2014	38,067.50	.000	05/15/2024	50,000.00	2.778	1141
912833LR9	218582	2000	US TREASURY STRIP	07/31/2014	38,751.50	.000	05/15/2024	50,000.00	2.620	1141
912833LR9	222628	2000	US TREASURY STRIP	05/21/2015	203,855.00	.000	05/15/2024	250,000.00	2.284	1141
912833LR9	226877	2000	US TREASURY STRI ZERO-% 5	05/26/2016	103,884.00	.000	05/15/2024	120,000.00	1.818	1141
912833LR9	227316	2000	US TREASURY STRI ZERO-% 5	07/15/2016	44,753.50	.000	05/15/2024	50,000.00	1.420	1141
912833LR9	227500	2000	US TREASURY STRI ZERO-% 5	07/29/2016	35,532.00	.000	05/15/2024	40,000.00	1.525	1141
912833LR9	227672	2000	US TREASURY STRI ZERO-% 5	08/12/2016	88,848.00	.000	05/15/2024	100,000.00	1.530	1141
912833LR9	231306	2000	S 0 05-15-24	05/11/2017	34,164.40	.000	05/15/2024	40,000.00	2.262	1141
912833LR9	231591	2000	S 0 05-15-24	06/02/2017	34,569.60	.000	05/15/2024	40,000.00	2.110	1141
912833LR9	237033	2000	S 0 05-15-24	06/14/2018	33,752.80	.000	05/15/2024	40,000.00	2.890	1141
912833LR9	237318	2000	S 0 05-15-24	07/06/2018	33,972.40	.000	05/15/2024	40,000.00	2.807	1141
912833LR9	237409	2000	S 0 05-15-24	07/12/2018	33,974.80	.000	05/15/2024	40,000.00	2.814	1141
912833LR9	241257	2000	S 0 05-15-24	05/09/2019	35,629.20	.000	05/15/2024	40,000.00	2.320	1141



Run Date: 4/5/2021 4:53:48 AM

Investments Outstanding As Of Date: 3/31/2021

INVENTORY BY MATURITY REPORT

CUSIP	Investment #	Fund	Issuer	Purchase Date	Current Book	Current Rate	Maturity Date	Current Par	YTM	Days to Maturity
912833LR9	241681	2000	S 0 05-15-24	06/21/2019	36,514.00	.000	05/15/2024	40,000.00	1.870	1141
912833LR9	241906	2000	S 0 05-15-24	07/11/2019	36,312.80	.000	05/15/2024	40,000.00	2.006	1141
912833LR9	242044	2000	S 0 05-15-24	07/22/2019	228,532.50	.000	05/15/2024	250,000.00	1.873	1141
912833LR9	242100	2000	S 0 05-15-24	07/26/2019	36,691.60	.000	05/15/2024	40,000.00	1.805	1141
912833LR9	245846	2000	S 0 05-15-24	05/18/2020	39,542.00	.000	05/15/2024	40,000.00	.289	1141
912833LR9	246026	2000	S 0 05-15-24	06/12/2020	39,441.20	.000	05/15/2024	40,000.00	.359	1141
912833LR9	246088	2000	S 0 05-15-24	06/19/2020	39,508.00	.000	05/15/2024	40,000.00	.317	1141
912833LR9	246251	2000	S 0 05-15-24	07/16/2020	39,603.60	.000	05/15/2024	40,000.00	.260	1141
912833LR9	246263	2000	S 0 05-15-24	07/16/2020	39,603.60	.000	05/15/2024	40,000.00	.260	1141
912833LR9	246316	2000	S 0 05-15-24	07/20/2020	39,627.60	.000	05/15/2024	40,000.00	.245	1141
3134GVTN8	245825	1010	FHLMC 0.56 05-20-24	05/20/2020	15,000,000.00	.560	05/20/2024	15,000,000.00	.560	1146
912828XT2	241541	1020	T 2 05-31-24	06/06/2019	15,071,484.38	2.000	05/31/2024	15,000,000.00	1.899	1157
912828XT2	241723	1020	T 2 05-31-24	06/20/2019	10,060,937.50	2.000	05/31/2024	10,000,000.00	1.870	1157
3133ELL85	246064	1010	FFCB 0.68 06-17-24	06/17/2020	15,000,000.00	.680	06/17/2024	15,000,000.00	.680	1174
3133ELL85	246071	1010	FFCB 0.68 06-17-24	06/17/2020	10,000,000.00	.680	06/17/2024	10,000,000.00	.680	1174
3133EMAB8	247242	1010	FFCB 0.39 06-17-24	10/27/2020	9,991,000.00	.390	06/17/2024	10,000,000.00	.415	1174
3134GXGS7	248183	1010	FHLMC 0.43 06-18-24	01/13/2021	10,005,500.00	.430	06/18/2024	10,000,000.00	.414	1175
24422ETT6	249184	1030	DE 2.65 06-24-24 MTN	03/15/2021	9,949,285.08	2.650	06/24/2024	9,345,000.00	.651	1181
9128286Z8	241846	1020	T 1 3-4 06-30-24	07/02/2019	9,977,343.75	1.750	06/30/2024	10,000,000.00	1.798	1187
9128286Z8	241887	1020	T 1 3-4 06-30-24	07/08/2019	9,964,843.75	1.750	06/30/2024	10,000,000.00	1.824	1187
9128286Z8	241973	1020	T 1 3-4 06-30-24	07/15/2019	9,935,937.50	1.750	06/30/2024	10,000,000.00	1.886	1187
9128286Z8	242020	1020	T 1 3-4 06-30-24	07/17/2019	9,939,843.75	1.750	06/30/2024	10,000,000.00	1.878	1187
3134GTVP5	241657	1010	FHLMC 2.05 07-02-24	07/02/2019	15,000,000.00	2.050	07/02/2024	15,000,000.00	2.050	1189
3134GTYK3	241841	1010	FHLMC 2 07-02-24	07/02/2019	4,991,250.00	2.000	07/02/2024	5,000,000.00	2.037	1189
3133ELQ56	246183	1010	FFCB 0.57 07-02-24	07/06/2020	9,996,000.00	.570	07/02/2024	10,000,000.00	.580	1189
3133ELQ56	246219	1010	FFCB 0.57 07-02-24	07/09/2020	9,997,500.00	.570	07/02/2024	10,000,000.00	.576	1189
931142EL3	241889	1030	WMT 2.85 07-08-24	07/09/2019	6,688,471.86	2.850	07/08/2024	6,489,000.00	2.197	1195
931142EL3	242185	1030	WMT 2.85 07-08-24	08/01/2019	2,573,750.00	2.850	07/08/2024	2,500,000.00	2.216	1195
931142EL3	245630	1030	WMT 2.85 07-08-24	04/28/2020	5,888,769.92	2.850	07/08/2024	5,456,000.00	.918	1195
931142EL3	245871	1030	WMT 2.85 07-08-24	05/18/2020	10,800,000.00	2.850	07/08/2024	10,000,000.00	.877	1195
95001DAV2	246337	1030	WFC 1 07-17-24 MTN	07/17/2020	8,000,000.00	1.000	07/17/2024	8,000,000.00	1.000	1204
3134GV4W5	246206	1010	FHLMC 0 1-2 07-22-24	07/22/2020	10,000,000.00	.500	07/22/2024	10,000,000.00	.500	1209
3134GVPH5	245631	1010	FHLMC 0.6 07-29-24	04/29/2020	25,000,000.00	.600	07/29/2024	25,000,000.00	.600	1216



Run Date: 4/5/2021 4:53:48 AM

Investments Outstanding As Of Date: 3/31/2021

INVENTORY BY MATURITY REPORT

CUSIP	Investment #	Fund	Issuer	Purchase Date	Current Book	Current Rate	Maturity Date	Current Par	YTM	Days to Maturity
91159HHX1	242152	1030	USB 2.4 07-30-24	07/30/2019	10,013,500.00	2.400	07/30/2024	10,000,000.00	2.371	1217
91159HHX1	248933	1030	USB 2.4 07-30-24	03/01/2021	5,304,000.00	2.400	07/30/2024	5,000,000.00	.598	1217
91159HHX1	249132	1030	USB 2.4 07-30-24	03/11/2021	5,276,572.69	2.400	07/30/2024	5,000,000.00	.743	1217
912828Y87	242149	1020	T 1 3-4 07-31-24	07/31/2019	9,948,437.50	1.750	07/31/2024	10,000,000.00	1.858	1218
912828Y87	242197	1020	T 1 3-4 07-31-24	08/01/2019	9,968,750.00	1.750	07/31/2024	10,000,000.00	1.816	1218
31358C2C9	132101	2000	FNMA STRIP	03/06/2000	879,017.75	.000	08/07/2024	4,405,000.00	6.709	1225
3136G4H22	246442	1010	FNMA 0.41 08-12-24	08/12/2020	15,000,000.00	.410	08/12/2024	15,000,000.00	.410	1230
912833LS7	178336	2000	US TREASURY STRIP	10/04/2006	20,983.50	.000	08/15/2024	50,000.00	4.920	1233
912833LS7	178590	2000	US TREASURY STRIP	10/26/2006	56,549.64	.000	08/15/2024	138,000.00	5.074	1233
912833LS7	179000	2000	US TREASURY STRIP	11/28/2006	21,524.00	.000	08/15/2024	50,000.00	4.815	1233
912833LS7	182224	2000	US TREASURY STRIP	08/28/2007	42,556.00	.000	08/15/2024	100,000.00	5.100	1233
912833LS7	182760	2000	US TREASURY STRIP	10/05/2007	43,684.00	.000	08/15/2024	100,000.00	4.973	1233
912833LS7	188071	2000	US TREASURY STRIP	09/15/2008	25,200.00	.000	08/15/2024	50,000.00	4.352	1233
912833LS7	188166	2010	US TREASURY STRIP	09/22/2008	297,624.96	.000	08/15/2024	576,000.00	4.197	1233
912833LS7	193257	2000	US TREASURY STRIP	08/18/2009	50,300.25	.000	08/15/2024	100,000.00	4.636	1233
912833LS7	199564	2000	US TREASURY STRIP	08/13/2010	29,634.00	.000	08/15/2024	50,000.00	3.770	1233
912833LS7	200627	2000	US TREASURY STRIP	09/24/2010	61,168.00	.000	08/15/2024	100,000.00	3.570	1233
912833LS7	207494	2000	US TREASURY STRIP	09/23/2011	35,735.50	.000	08/15/2024	50,000.00	2.622	1233
912833LS7	207864	2000	US TREASURY STRIP	10/31/2011	69,763.00	.000	08/15/2024	100,000.00	2.835	1233
912833LS7	207917	2000	US TREASURY STRIP	11/03/2011	34,779.50	.000	08/15/2024	50,000.00	2.860	1233
912833LS7	211243	2000	US TREASURY STRIP	08/17/2012	38,678.50	.000	08/15/2024	50,000.00	2.152	1233
912833LS7	211303	2000	US TREASURY STRIP	08/22/2012	76,301.00	.000	08/15/2024	100,000.00	2.270	1233
912833LS7	215298	2000	US TREASURY STRIP	08/16/2013	35,765.00	.000	08/15/2024	50,000.00	3.070	1233
912833LS7	215621	2000	US TREASURY STRIP	09/26/2013	35,911.50	.000	08/15/2024	50,000.00	3.064	1233
912833LS7	215885	2000	US TREASURY STRIP	11/01/2013	73,534.00	.000	08/15/2024	100,000.00	2.870	1233
912833LS7	218840	2000	US TREASURY STRIP	08/28/2014	310,592.00	.000	08/15/2024	400,000.00	2.555	1233
912833LS7	219032	2000	US TREASURY STRIP	09/18/2014	76,300.00	.000	08/15/2024	100,000.00	2.749	1233
912833LS7	219293	2000	US TREASURY STRIP	10/17/2014	31,700.40	.000	08/15/2024	40,000.00	2.380	1233
912833LS7	224332	2000	USTREASURYSTRI	10/08/2015	83,224.00	.000	08/15/2024	100,000.00	2.085	1233
912833LS7	224486	2000	USTREASURYSTRI	10/22/2015	83,108.00	.000	08/15/2024	100,000.00	2.110	1233
912833LS7	224564	2000	USTREASURYSTRI	10/29/2015	33,210.40	.000	08/15/2024	40,000.00	2.126	1233
912833LS7	228076	2000	US TREASURY STRI ZERO-% 8	09/23/2016	44,020.50	.000	08/15/2024	50,000.00	1.620	1233
912833LS7	228288	2000	US TREASURY STRI ZERO-% 8	10/14/2016	218,855.00	.000	08/15/2024	250,000.00	1.705	1233



Run Date: 4/5/2021 4:53:48 AM

Investments Outstanding As Of Date: 3/31/2021

INVENTORY BY MATURITY REPORT

CUSIP	Investment #	Fund	Issuer	Purchase Date	Current Book	Current Rate	Maturity Date	Current Par	YTM	Days to Maturity
912833LS7	234131	2000	S 0 08-15-24	10/26/2017	34,282.00	.000	08/15/2024	40,000.00	2.280	1233
912833LS7	234155	2000	S 0 08-15-24	10/26/2017	42,881.00	.000	08/15/2024	50,000.00	2.270	1233
912833LS7	234190	2000	S 0 08-15-24	10/27/2017	21,413.00	.000	08/15/2024	25,000.00	2.290	1233
912833LS7	237882	2000	S 0 08-15-24	08/23/2018	101,802.00	.000	08/15/2024	120,000.00	2.770	1233
912833LS7	237920	2000	S 0 08-15-24	08/23/2018	33,954.00	.000	08/15/2024	40,000.00	2.760	1233
912833LS7	237933	2000	S 0 08-15-24	08/23/2018	212,152.50	.000	08/15/2024	250,000.00	2.765	1233
912833LS7	238210	2000	S 0 08-15-24	09/13/2018	33,809.20	.000	08/15/2024	40,000.00	2.860	1233
912833LS7	238689	2000	S 0 08-15-24	10/25/2018	334,564.00	.000	08/15/2024	400,000.00	3.100	1233
912833LS7	242341	2000	S 0 08-15-24	08/19/2019	23,203.75	.000	08/15/2024	25,000.00	1.500	1233
912833LS7	242570	2000	S 0 08-15-24	09/06/2019	93,484.00	.000	08/15/2024	100,000.00	1.369	1233
912833LS7	242663	2000	S 0 08-15-24	09/12/2019	74,269.60	.000	08/15/2024	80,000.00	1.515	1233
912833LS7	242800	2000	S 0 08-15-24	09/23/2019	230,492.50	.000	08/15/2024	250,000.00	1.667	1233
912833LS7	246478	2000	S 0 08-15-24	08/10/2020	39,672.40	.000	08/15/2024	40,000.00	.205	1233
912833LS7	246783	2000	US Treasury Strip 08,15,2024	09/18/2020	79,290.82	.000	08/15/2024	80,000.00	.228	1233
912833LS7	247003	2000	S 0 08-15-24	10/13/2020	39,572.40	.000	08/15/2024	40,000.00	.280	1233
912833LS7	247130	2000	S 0 08-15-24	10/22/2020	39,613.73	.000	08/15/2024	40,000.00	.255	1233
30231GBC5	242465	1030	XOM 2.019 08-16-24	08/23/2019	5,037,300.00	2.019	08/16/2024	5,000,000.00	1.861	1234
30231GBC5	243569	1030	XOM 2.019 08-16-24	11/29/2019	1,401,479.19	2.019	08/16/2024	1,393,000.00	1.883	1234
3136G4Z71	246690	1010	FNMA 0.45 08-26-24 0000	09/03/2020	19,240,000.00	.450	08/26/2024	19,240,000.00	.450	1244
3136G4Y72	246603	1010	FNMA 0.455 08-27-24	08/27/2020	15,000,000.00	.455	08/27/2024	15,000,000.00	.455	1245
912828YE4	242556	1020	T 1 1-4 08-31-24	09/03/2019	9,923,437.50	1.250	08/31/2024	10,000,000.00	1.409	1249
3133EL5S9	246675	1010	FFCB 0.48 09-03-24	09/03/2020	20,000,000.00	.480	09/03/2024	20,000,000.00	.480	1252
191216CL2	242627	1030	KO 1 3-4 09-06-24	09/09/2019	9,960,600.00	1.750	09/06/2024	10,000,000.00	1.833	1255
3135G0ZR7	244719	1010	FNMA 2 5-8 09-06-24	03/16/2020	10,773,700.00	2.625	09/06/2024	10,000,000.00	.858	1255
037833DM9	242629	1030	AAPL 1.8 09-11-24	09/11/2019	9,945,000.00	1.800	09/11/2024	10,000,000.00	1.916	1260
48128GK66	242841	1030	JPM 2.15 09-23-24 GMTN	09/23/2019	10,000,000.00	2.150	09/23/2024	10,000,000.00	2.150	1272
3130AK6G6	246922	1010	FHLB 0.39 09-23-24	09/30/2020	14,985,000.00	.390	09/23/2024	15,000,000.00	.415	1272
89236TGH2	242862	1030	TOYOTA 2.15 09-27-24 MTN	09/27/2019	5,000,000.00	2.150	09/27/2024	5,000,000.00	2.150	1276
3133EKU20	242884	1010	FFCB 1.89 09-27-24	09/27/2019	5,000,000.00	1.890	09/27/2024	5,000,000.00	1.890	1276
912828YH7	243092	1020	T 1 1-2 09-30-24	10/11/2019	10,010,937.50	1.500	09/30/2024	10,000,000.00	1.477	1279
912828YH7	243104	1020	T 1 1-2 09-30-24	10/15/2019	9,964,062.50	1.500	09/30/2024	10,000,000.00	1.576	1279
912828YH7	243340	1020	T 1 1-2 09-30-24	11/08/2019	9,882,031.25	1.500	09/30/2024	10,000,000.00	1.752	1279
3134GWWY8	246948	1010	FHLMC 0 3-8 09-30-24 0000	10/02/2020	20,000,000.00	.375	09/30/2024	20,000,000.00	.375	1279



Run Date: 4/5/2021 4:53:48 AM

Investments Outstanding As Of Date: 3/31/2021

INVENTORY BY MATURITY REPORT

CUSIP	Investment #	Fund	Issuer	Purchase Date	Current Book	Current Rate	Maturity Date	Current Par	YTM	Days to Maturity
3134GVFN3	244598	1010	FHLMC 1.05 10-02-24	04/02/2020	25,000,000.00	1.050	10/02/2024	25,000,000.00	1.050	1281
89236TGN9	243122	1030	TOYOTA 2 1-8 10-22-24	10/22/2019	5,000,000.00	2.125	10/22/2024	5,000,000.00	2.125	1301
3134GW3W4	247078	1010	FHLMC 0.41 10-28-24	10/28/2020	15,000,000.00	.410	10/28/2024	15,000,000.00	.410	1307
3136G46R9	247243	1010	FNMA 0.42 10-28-24	10/28/2020	10,854,570.00	.420	10/28/2024	10,860,000.00	.433	1307
69353REF1	248965	1030	PNC 3.3 10-30-24 BKNT	03/02/2021	3,292,530.00	3.300	10/30/2024	3,000,000.00	.603	1309
69353REF1	249217	1030	PNC 3.3 10-30-24 BKNT	03/18/2021	5,467,350.00	3.300	10/30/2024	5,000,000.00	.679	1309
48128GL73	243193	1030	JPM 2 1-4 10-31-24 GMTN	10/31/2019	5,000,000.00	2.250	10/31/2024	5,000,000.00	2.250	1310
912828YM6	243211	1020	T 1 1-2 10-31-24	10/31/2019	14,933,203.13	1.500	10/31/2024	15,000,000.00	1.593	1310
912828YM6	243218	1020	T 1 1-2 10-31-24	10/31/2019	9,916,406.25	1.500	10/31/2024	10,000,000.00	1.675	1310
912828YM6	243295	1020	T 1 1-2 10-31-24	11/06/2019	9,920,312.50	1.500	10/31/2024	10,000,000.00	1.667	1310
912828YM6	243337	1020	T 1 1-2 10-31-24	11/08/2019	9,904,296.88	1.500	10/31/2024	10,000,000.00	1.701	1310
693475AY1	243262	1030	PNC 2.2 11-01-24	11/06/2019	5,017,400.00	2.200	11/01/2024	5,000,000.00	2.126	1311
693475AY1	243338	1030	PNC 2.2 11-01-24	11/12/2019	4,989,800.00	2.200	11/01/2024	5,000,000.00	2.244	1311
693475AY1	243457	1030	PNC 2.2 11-01-24	11/18/2019	10,033,600.00	2.200	11/01/2024	10,000,000.00	2.128	1311
693475AY1	246896	1030	PNC 2.2 11-01-24	09/29/2020	15,914,700.00	2.200	11/01/2024	15,000,000.00	.685	1311
3133EMFP2	247313	1010	FFCB 0.44 11-04-24	11/04/2020	9,992,000.00	.440	11/04/2024	10,000,000.00	.460	1314
3133EK6L5	243269	1010	FFCB 1.79 11-12-24	11/12/2019	10,000,000.00	1.790	11/12/2024	10,000,000.00	1.790	1322
912833LT5	179298	2000	US TREASURY STRIP	12/18/2006	106,165.00	.000	11/15/2024	250,000.00	4.840	1325
912833LT5	183734	2000	US TREASURY STRIP	12/05/2007	23,205.00	.000	11/15/2024	50,000.00	4.582	1325
912833LT5	183941	2000	US TREASURY STRIP	12/19/2007	44,185.00	.000	11/15/2024	100,000.00	4.890	1325
912833LT5	184231	2000	US TREASURY STRIP	01/10/2008	70,140.00	.000	11/15/2024	150,000.00	4.564	1325
912833LT5	189218	2000	US TREASURY STRIP	11/21/2008	49,875.00	.000	11/15/2024	100,000.00	4.400	1325
912833LT5	189264	2000	US TREASURY STRIP	11/21/2008	2,600.00	.000	11/15/2024	5,000.00	4.133	1325
912833LT5	189963	2000	US TREASURY STRIP	01/12/2009	142,012.50	.000	11/15/2024	250,000.00	3.602	1325
912833LT5	190251	2000	US TREASURY STRIP	02/04/2009	52,959.00	.000	11/15/2024	100,000.00	4.070	1325
912833LT5	194197	2000	US TREASURY STRIP	11/24/2009	51,822.00	.000	11/15/2024	100,000.00	4.438	1325
912833LT5	194730	2000	US TREASURY STRIP	01/28/2010	25,675.50	.000	11/15/2024	50,000.00	4.556	1325
912833LT5	201936	2000	US TREASURY STRIP	11/17/2010	29,484.00	.000	11/15/2024	50,000.00	3.810	1325
912833LT5	202151	2000	US TREASURY STRIP	11/24/2010	28,988.50	.000	11/15/2024	50,000.00	3.939	1325
912833LT5	203391	2000	US TREASURY STRIP	01/31/2011	55,167.00	.000	11/15/2024	100,000.00	4.361	1325
912833LT5	212193	2000	US TREASURY STRIP	11/30/2012	116,995.50	.000	11/15/2024	150,000.00	2.089	1325
912833LT5	212323	2000	US TREASURY STRIP	12/13/2012	273,833.00	.000	11/15/2024	350,000.00	2.069	1325
912833LT5	212652	2000	US TREASURY STRIP	01/17/2013	38,165.50	.000	11/15/2024	50,000.00	2.297	1325





Run Date: 4/5/2021 4:53:48 AM

Investments Outstanding As Of Date: 3/31/2021

INVENTORY BY MATURITY REPORT

CUSIP	Investment #	Fund	Issuer	Purchase Date	Current Book	Current Rate	Maturity Date	Current Par	YTM	Days to Maturity
912833LT5	216072	2000	US TREASURY STRIP	11/21/2013	35,877.00	.000	11/15/2024	50,000.00	3.045	1325
912833LT5	216417	2000	US TREASURY STRIP	01/09/2014	70,073.00	.000	11/15/2024	100,000.00	3.305	1325
912833LT5	219694	2000	US TREASURY STRIP	11/20/2014	194,320.00	.000	11/15/2024	250,000.00	2.539	1325
912833LT5	220247	2000	US TREASURY STRIP	01/09/2015	40,861.50	.000	11/15/2024	50,000.00	2.060	1325
912833LT5	220349	2000	US TREASURY STRIP	01/20/2015	81,953.00	.000	11/15/2024	100,000.00	2.038	1325
912833LT5	220435	2000	US TREASURY STRIP	01/26/2015	83,001.00	.000	11/15/2024	100,000.00	1.910	1325
912833LT5	220456	2000	US TREASURY STRIP	01/26/2015	41,430.00	.000	11/15/2024	50,000.00	1.928	1325
912833LT5	220475	2000	US TREASURY STRIP	01/26/2015	33,142.40	.000	11/15/2024	40,000.00	1.928	1325
912833LT5	220504	2000	US TREASURY STRIP	01/27/2015	207,312.50	.000	11/15/2024	250,000.00	1.920	1325
912833LT5	220608	2000	US TREASURY STRIP	01/29/2015	206,422.50	.000	11/15/2024	250,000.00	1.965	1325
912833LT5	225022	2000	USTREASURYSTRI	12/24/2015	204,282.50	.000	11/15/2024	250,000.00	2.284	1325
912833LT5	225344	2000	USTREASURYSTRI	02/04/2016	83,692.00	.000	11/15/2024	100,000.00	2.039	1325
912833LT5	228573	2000	US TREASURY STRI ZERO-% 1	11/14/2016	15,608.88	.000	11/15/2024	18,000.00	1.789	1325
912833LT5	229113	2000	S 0 11-15-24	01/12/2017	16,626.80	.000	11/15/2024	20,000.00	2.370	1325
912833LT5	229116	2000	S 0 11-15-24	01/12/2017	16,626.80	.000	11/15/2024	20,000.00	2.370	1325
912833LT5	229261	2000	S 0 11-15-24	01/26/2017	207,385.00	.000	11/15/2024	250,000.00	2.410	1325
912833LT5	229399	2000	S 0 11-15-24	02/02/2017	33,095.20	.000	11/15/2024	40,000.00	2.450	1325
912833LT5	234359	2000	S 0 11-15-24	11/16/2017	85,095.00	.000	11/15/2024	100,000.00	2.320	1325
912833LT5	234932	2000	S 0 11-15-24	01/25/2018	33,507.60	.000	11/15/2024	40,000.00	2.620	1325
912833LT5	235058	2000	S 0 11-15-24	02/02/2018	33,437.20	.000	11/15/2024	40,000.00	2.660	1325
48128GN63	243291	1030	JPM 2 1-4 11-15-24 GMTN	11/15/2019	10,000,000.00	2.250	11/15/2024	10,000,000.00	2.250	1325
912833LT5	243385	2000	S 0 11-15-24	11/15/2019	36,552.40	.000	11/15/2024	40,000.00	1.811	1325
912828G38	243456	1020	T 2 1-4 11-15-24	11/15/2019	10,292,578.13	2.250	11/15/2024	10,000,000.00	1.638	1325
912833LT5	243627	2000	S 0 11-15-24	12/09/2019	36,902.80	.000	11/15/2024	40,000.00	1.640	1325
912833LT5	243721	2000	S 0 11-15-24	12/16/2019	36,735.20	.000	11/15/2024	40,000.00	1.740	1325
912833LT5	247328	2000	S 0 11-15-24	11/06/2020	39,512.40	.000	11/15/2024	40,000.00	.305	1325
912833LT5	247468	2000	S 0 11-15-24	11/19/2020	78,953.60	.000	11/15/2024	80,000.00	.330	1325
912833LT5	247633	2000	S 0 11-15-24	12/03/2020	39,556.40	.000	11/15/2024	40,000.00	.283	1325
912833LT5	247785	2000	S 0 11-15-24	12/14/2020	39,521.89	.000	11/15/2024	40,000.00	.307	1325
912833LT5	247845	2000	S 0 11-15-24	12/17/2020	39,595.60	.000	11/15/2024	40,000.00	.260	1325
3135G06E8	247502	1010	FNMA 0.42 11-18-24 0001	11/18/2020	9,988,000.00	.420	11/18/2024	10,000,000.00	.450	1328
3134GVUM8	245835	1010	FHLMC 0.64 11-20-24	05/20/2020	25,000,000.00	.640	11/20/2024	25,000,000.00	.640	1330
3134GXDZ4	247585	1010	FHLMC 0.45 11-25-24 0000	11/25/2020	20,000,000.00	.450	11/25/2024	20,000,000.00	.450	1335



Run Date: 4/5/2021 4:53:48 AM

Investments Outstanding As Of Date: 3/31/2021

INVENTORY BY MATURITY REPORT

CUSIP	Investment #	Fund	Issuer	Purchase Date	Current Book	Current Rate	Maturity Date	Current Par	YTM	Days to Maturity
48128GM49	243543	1030	JPM 2.3 11-27-24 GMTN	11/27/2019	5,000,000.00	2.300	11/27/2024	5,000,000.00	2.300	1337
912828YV6	243661	1020	T 1 1-2 11-30-24	12/06/2019	9,932,421.88	1.500	11/30/2024	10,000,000.00	1.642	1340
912828YV6	243671	1020	T 1 1-2 11-30-24	12/09/2019	9,928,125.00	1.500	11/30/2024	10,000,000.00	1.651	1340
912828YV6	243760	1020	T 1 1-2 11-30-24	12/13/2019	19,787,500.00	1.500	11/30/2024	20,000,000.00	1.724	1340
9128283J7	243832	1020	T 2 1-8 11-30-24	12/19/2019	10,172,656.25	2.125	11/30/2024	10,000,000.00	1.759	1340
3134GUXS4	243595	1010	FHLMC 1.85 12-11-24	12/11/2019	10,000,000.00	1.850	12/11/2024	10,000,000.00	1.850	1351
3136G43E1	246726	1010	FNMA 0.43 12-16-24	09/16/2020	20,000,000.00	.430	12/16/2024	20,000,000.00	.430	1356
3134GWST4	246761	1010	FHLMC 0.45 12-16-24	09/16/2020	15,000,000.00	.450	12/16/2024	15,000,000.00	.450	1356
3134GV2F4	246137	1010	FHLMC 0.6 12-30-24	06/30/2020	20,000,000.00	.600	12/30/2024	20,000,000.00	.600	1370
3130AKJQ0	247806	1010	FHLB 0.39 12-30-24	12/30/2020	18,967,700.00	.390	12/30/2024	19,000,000.00	.433	1370
912828YY0	243905	1020	T 1 3-4 12-31-24	12/31/2019	10,009,540.30	1.750	12/31/2024	10,000,000.00	1.730	1371
037833DF4	244003	1030	AAPL 2 3-4 01-13-25	01/13/2020	10,337,200.00	2.750	01/13/2025	10,000,000.00	2.037	1384
31359YCR6	173959	2000	FNMA STRIP	12/13/2005	98,180.60	.000	01/15/2025	266,000.00	5.290	1386
76116EGF1	179704	2000	REF CORP STRIP	01/31/2007	59,028.00	.000	01/15/2025	150,000.00	5.262	1386
478160CJ1	244002	1030	JNJ 2 5-8 01-15-25	01/15/2020	5,775,998.25	2.625	01/15/2025	5,595,000.00	1.943	1386
478160CJ1	244275	1030	JNJ 2 5-8 01-15-25	02/06/2020	4,385,249.22	2.625	01/15/2025	4,202,000.00	1.701	1386
3134GUS92	243961	1010	FHLMC 1.8 01-16-25	01/16/2020	10,000,000.00	1.800	01/16/2025	10,000,000.00	1.800	1387
90331HPL1	244083	1030	USB 2.05 01-21-25 BKNT	01/22/2020	2,999,700.00	2.050	01/21/2025	3,000,000.00	2.052	1392
90331HPL1	244086	1030	USB 2.05 01-21-25 BKNT	01/22/2020	2,503,600.00	2.050	01/21/2025	2,500,000.00	2.020	1392
90331HPL1	244088	1030	USB 2.05 01-21-25 BKNT	01/22/2020	8,007,120.00	2.050	01/21/2025	8,000,000.00	2.031	1392
90331HMS9	248551	1030	USB 2.8 01-27-25 BKNT	02/05/2021	10,837,200.00	2.800	01/27/2025	10,000,000.00	.664	1398
90331HMS9	249088	1030	USB 2.8 01-27-25 BKNT	03/10/2021	7,468,320.51	2.800	01/27/2025	7,000,000.00	1.036	1398
3134GXKU7	248143	1010	FHLMC 0 3-8 01-29-25	01/29/2021	19,469,775.00	.375	01/29/2025	19,500,000.00	.414	1400
912828Z52	244276	1020	T 1 3-8 01-31-25	02/05/2020	9,986,328.13	1.375	01/31/2025	10,000,000.00	1.403	1402
912828Z52	244290	1020	T 1 3-8 01-31-25	02/06/2020	9,955,468.75	1.375	01/31/2025	10,000,000.00	1.468	1402
46513JRA1	244244	1010	ISRAEL BOND 2.43 2.1.25	02/01/2020	7,000,000.00	2.430	02/01/2025	7,000,000.00	2.430	1403
46513JEB3	244245	1010	ISRAEL BOND 2.28 2.1.25	02/01/2020	28,000,000.00	2.280	02/01/2025	28,000,000.00	2.280	1403
31358C2D7	143508	2000	FNMA STRIP	08/10/2000	427,761.60	.000	02/07/2025	2,195,000.00	6.790	1409
48128GS43	244321	1030	JPM 2 02-12-25 GMTN	02/12/2020	9,970,000.00	2.000	02/12/2025	10,000,000.00	2.063	1414
88579YBH3	244356	1030	MMM 2 02-14-25	02/14/2020	5,036,000.00	2.000	02/14/2025	5,000,000.00	1.849	1416
912833LU2	180372	2000	US TREASURY STRIP	04/03/2007	20,723.00	.000	02/15/2025	50,000.00	4.990	1417
912833LU2	180524	2000	US TREASURY STRIP	04/12/2007	40,692.00	.000	02/15/2025	100,000.00	5.103	1417
912833LU2	180740	2000	US TREASURY STRIP	04/30/2007	41,671.00	.000	02/15/2025	100,000.00	4.980	1417



Run Date: 4/5/2021 4:53:48 AM

Investments Outstanding As Of Date: 3/31/2021

INVENTORY BY MATURITY REPORT

CUSIP	Investment #	Fund	Issuer	Purchase Date	Current Book	Current Rate	Maturity Date	Current Par	YTM	Days to Maturity
912833LU2	184842	2000	US TREASURY STRIP	02/28/2008	4,450.19	.000	02/15/2025	10,000.00	4.830	1417
912833LU2	185232	2000	US TREASURY STRIP	03/27/2008	4,740.00	.000	02/15/2025	10,000.00	4.470	1417
912833LU2	185275	2000	US TREASURY STRIP	03/28/2008	23,820.50	.000	02/15/2025	50,000.00	4.440	1417
912833LU2	185601	2000	US TREASURY STRIP	04/16/2008	23,797.00	.000	02/15/2025	50,000.00	4.460	1417
912833LU2	185623	2000	US TREASURY STRIP	04/16/2008	4,800.00	.000	02/15/2025	10,000.00	4.408	1417
912833LU2	185887	2000	US TREASURY STRIP	04/28/2008	11,305.75	.000	02/15/2025	25,000.00	4.780	1417
912833LU2	190601	2000	US TREASURY STRIP	02/27/2009	26,736.50	.000	02/15/2025	50,000.00	3.959	1417
912833LU2	190832	2000	US TREASURY STRIP	03/20/2009	26,256.50	.000	02/15/2025	50,000.00	4.090	1417
912833LU2	190958	2000	US TREASURY STRIP	03/30/2009	53,103.00	.000	02/15/2025	100,000.00	4.025	1417
912833LU2	191124	2000	US TREASURY STRIP	04/13/2009	2,750.00	.000	02/15/2025	5,000.00	3.809	1417
912833LU2	191215	2000	US TREASURY STRIP	04/16/2009	26,355.50	.000	02/15/2025	50,000.00	4.085	1417
912833LU2	191862	2000	US TREASURY STRIP	04/24/2009	26,435.00	.000	02/15/2025	50,000.00	4.072	1417
912833LU2	194861	2000	US TREASURY STRIP	02/08/2010	49,845.00	.000	02/15/2025	100,000.00	4.690	1417
912833LU2	195185	2000	US TREASURY STRIP	03/03/2010	25,037.00	.000	02/15/2025	50,000.00	4.679	1417
912833LU2	195392	2000	US TREASURY STRIP	03/12/2010	49,804.00	.000	02/15/2025	100,000.00	4.724	1417
912833LU2	195861	2000	US TREASURY STRIP	04/08/2010	24,416.00	.000	02/15/2025	50,000.00	4.883	1417
912833LU2	196886	2000	US TREASURY STRIP	04/30/2010	25,530.00	.000	02/15/2025	50,000.00	4.595	1417
912833LU2	203860	2000	US TREASURY STRIP	02/28/2011	27,180.00	.000	02/15/2025	50,000.00	4.413	1417
912833LU2	204507	2000	US TREASURY STRIP	04/12/2011	53,930.00	.000	02/15/2025	100,000.00	4.510	1417
912833LU2	205420	2000	US TREASURY STRIP	05/05/2011	56,398.00	.000	02/15/2025	100,000.00	4.199	1417
912833LU2	208703	2000	US TREASURY STRIP	02/16/2012	35,489.00	.000	02/15/2025	50,000.00	2.655	1417
912833LU2	208874	2000	US TREASURY STRIP	03/05/2012	71,366.00	.000	02/15/2025	100,000.00	2.622	1417
912833LU2	209013	2000	US TREASURY STRIP	03/19/2012	34,043.00	.000	02/15/2025	50,000.00	3.000	1417
912833LU2	209138	2000	US TREASURY STRIP	04/05/2012	34,583.00	.000	02/15/2025	50,000.00	2.887	1417
912833LU2	209930	2000	US TREASURY STRIP	04/30/2012	35,684.00	.000	02/15/2025	50,000.00	2.654	1417
912833LU2	213290	2000	US TREASURY STRIP	03/25/2013	37,514.00	.000	02/15/2025	50,000.00	2.430	1417
912833LU2	213362	2000	US TREASURY STRIP	03/28/2013	75,184.00	.000	02/15/2025	100,000.00	2.414	1417
912833LU2	213439	2000	US TREASURY STRIP	04/04/2013	38,052.50	.000	02/15/2025	50,000.00	2.314	1417
912833LU2	213506	2000	US TREASURY STRIP	04/12/2013	77,296.00	.000	02/15/2025	100,000.00	2.186	1417
912833LU2	214258	2000	US TREASURY STRIP	05/02/2013	78,032.00	.000	02/15/2025	100,000.00	2.115	1417
912833LU2	216912	2000	US TREASURY STRIP	03/21/2014	180,677.50	.000	02/15/2025	250,000.00	3.000	1417
912833LU2	220877	2000	US TREASURY STRIP	02/13/2015	32,390.80	.000	02/15/2025	40,000.00	2.120	1417
912833LU2	222351	2000	US TREASURY STRIP	04/30/2015	32,756.00	.000	02/15/2025	40,000.00	2.050	1417



Run Date: 4/5/2021 4:53:48 AM

Investments Outstanding As Of Date: 3/31/2021

INVENTORY BY MATURITY REPORT

CUSIP	Investment #	Fund	Issuer	Purchase Date	Current Book	Current Rate	Maturity Date	Current Par	YTM	Days to Maturity
912833LU2	225735	2000	USTREASURYSTRIP	03/17/2016	33,329.60	.000	02/15/2025	40,000.00	2.057	1417
912833LU2	225748	2000	USTREASURYSTRIP	03/17/2016	15,189.11	.000	02/15/2025	18,250.00	2.070	1417
912833LU2	229655	2000	S 0 02-15-25	02/24/2017	42,821.48	.000	02/15/2025	52,000.00	2.450	1417
912833LU2	230019	2000	S 0 02-15-25	03/24/2017	330,096.00	.000	02/15/2025	400,000.00	2.447	1417
912833LU2	230114	2000	S 0 02-15-25	03/30/2017	207,365.00	.000	02/15/2025	250,000.00	2.387	1417
912833LU2	230234	2000	S 0 02-15-25	04/06/2017	41,675.00	.000	02/15/2025	50,000.00	2.330	1417
912833LU2	230355	2000	S 0 02-15-25	04/17/2017	33,492.80	.000	02/15/2025	40,000.00	2.280	1417
912833LU2	230990	2000	S 0 02-15-25	04/28/2017	209,797.50	.000	02/15/2025	250,000.00	2.260	1417
912833LU2	235199	2000	S 0 02-15-25	02/15/2018	32,902.40	.000	02/15/2025	40,000.00	2.810	1417
912833LU2	235368	2000	S 0 02-15-25	03/01/2018	32,960.80	.000	02/15/2025	40,000.00	2.800	1417
912833LU2	235393	2000	S 0 02-15-25	03/01/2018	32,919.20	.000	02/15/2025	40,000.00	2.818	1417
912833LU2	235453	2000	S 0 02-15-25	03/05/2018	164,144.00	.000	02/15/2025	200,000.00	2.863	1417
912833LU2	235526	2000	S 0 02-15-25	03/08/2018	32,958.80	.000	02/15/2025	40,000.00	2.809	1417
912833LU2	236308	2000	S 0 02-15-25	04/26/2018	32,771.20	.000	02/15/2025	40,000.00	2.950	1417
912833LU2	244735	2000	S 0 02-15-25	03/19/2020	38,990.00	.000	02/15/2025	40,000.00	.522	1417
912833LU2	244838	2000	S 0 02-15-25	04/02/2020	24,518.00	.000	02/15/2025	25,000.00	.400	1417
912833LU2	249111	2000	S 0 02-15-25	03/12/2021	39,076.80	.000	02/15/2025	40,000.00	.595	1417
912833LU2	249139	2000	S 0 02-15-25	03/12/2021	78,153.60	.000	02/15/2025	80,000.00	.595	1417
3130ALHA5	248852	1010	FHLB 0.47 02-25-25	02/25/2021	15,000,000.00	.470	02/25/2025	15,000,000.00	.470	1427
3134GWMN3	246602	1010	FHLMC 0.52 02-27-25	08/27/2020	9,995,000.00	.520	02/27/2025	10,000,000.00	.531	1429
46513JEE7	244690	1010	ISRAEL BOND 1.95 3-01-25	03/15/2020	10,000,000.00	1.950	03/01/2025	10,000,000.00	1.950	1431
3133ELQY3	244676	1010	FFCB 1.21 03-03-25	03/11/2020	10,178,000.00	1.210	03/03/2025	10,000,000.00	.844	1433
3133ELQY3	244686	1010	FFCB 1.21 03-03-25	03/12/2020	10,148,000.00	1.210	03/03/2025	10,000,000.00	.905	1433
30231GAF9	248814	1030	XOM 2.709 03-06-25	02/24/2021	6,532,490.00	2.709	03/06/2025	6,100,000.00	.914	1436
30231GAF9	248936	1030	XOM 2.709 03-06-25	03/01/2021	5,328,300.00	2.709	03/06/2025	5,000,000.00	1.035	1436
3130AJBD0	244530	1010	FHLB 1.48 03-10-25	03/10/2020	11,550,000.00	1.480	03/10/2025	11,550,000.00	1.480	1440
3133EMJP8	247680	1010	FFCB 0.49 03-10-25	12/10/2020	15,000,000.00	.490	03/10/2025	15,000,000.00	.490	1440
3133ELTV6	244687	1010	FFCB 0.9 03-17-25	03/17/2020	9,994,300.00	.900	03/17/2025	10,000,000.00	.912	1447
3133EMTQ5	249171	1010	FFCB 0.7 3-17-25	03/17/2021	25,000,000.00	.700	03/17/2025	25,000,000.00	.700	1447
3133EMTQ5	249234	1010	FFCB 0.7 03-17-25	03/18/2021	18,981,000.00	.700	03/17/2025	19,000,000.00	.725	1447
3133EMTQ5	249265	1010	FFCB 0.7 03-17-25	03/22/2021	9,990,000.00	.700	03/17/2025	10,000,000.00	.725	1447
191216CN8	246065	1030	KO 2.95 03-25-25	06/15/2020	10,969,200.00	2.950	03/25/2025	10,000,000.00	.874	1455
191216CN8	248161	1030	KO 2.95 03-25-25	01/13/2021	5,469,100.00	2.950	03/25/2025	5,000,000.00	.680	1455



Run Date: 4/5/2021 4:53:48 AM

Investments Outstanding As Of Date: 3/31/2021

INVENTORY BY MATURITY REPORT

CUSIP	Investment #	Fund	Issuer	Purchase Date	Current Book	Current Rate	Maturity Date	Current Par	YTM	Days to Maturity
458140BP4	248182	1030	INTC 3.4 03-25-25	01/14/2021	5,520,750.00	3.400	03/25/2025	5,000,000.00	.868	1455
912828ZF0	246644	1020	T 0 1-2 03-31-25	08/27/2020	20,193,750.00	.500	03/31/2025	20,000,000.00	.288	1461
912828ZF0	248966	1020	T 0 1-2 03-31-25	03/01/2021	19,912,500.00	.500	03/31/2025	20,000,000.00	.609	1461
677522U77	244122	1010	OPFC Veterans Compensation	02/05/2020	4,830,000.00	1.960	04/01/2025	4,830,000.00	1.960	1462
3133EMBK7	247182	1010	FFCB 0.45 04-07-25	10/22/2020	4,991,000.00	.450	04/07/2025	5,000,000.00	.491	1468
31364DKF2	128970	2000	FNMA STRIP	02/07/2000	223,375.00	.000	04/08/2025	1,250,000.00	6.961	1469
3134GVKP2	244945	1010	FHLMC 1 04-21-25	04/21/2020	15,000,000.00	1.000	04/21/2025	15,000,000.00	1.000	1482
3135G03U5	245575	1010	FNMA 0 5-8 04-22-25	04/24/2020	14,969,100.00	.625	04/22/2025	15,000,000.00	.667	1483
3135G03U5	245799	1010	FNMA 0 5-8 04-22-25	05/04/2020	10,023,300.00	.625	04/22/2025	10,000,000.00	.577	1483
3134GVMJ4	245483	1010	FHLMC 0 3-4 04-28-25	04/28/2020	14,970,000.00	.750	04/28/2025	15,000,000.00	.791	1489
3134GVND6	245535	1010	FHLMC 0.92 04-29-25	04/29/2020	15,000,000.00	.920	04/29/2025	15,000,000.00	.920	1490
3134GVQO4	245806	1010	FHLMC 0 3-4 04-30-25 0000	05/05/2020	15,000,000.00	.750	04/30/2025	15,000,000.00	.750	1491
3134GXAG9	247293	1010	FHLMC 0.46 5-2-25	11/02/2020	10,000,000.00	.460	05/02/2025	10,000,000.00	.460	1493
3134GVPJ1	245628	1010	FHLMC 0.7 05-06-25	05/06/2020	25,000,000.00	.700	05/06/2025	25,000,000.00	.700	1497
3134GVQY7	245819	1010	FHLMC 0.7 05-06-25 0001	05/12/2020	15,000,000.00	.700	05/06/2025	15,000,000.00	.700	1497
037833DT4	245809	1030	AAPL 1 1-8 05-11-25	05/11/2020	10,028,300.00	1.125	05/11/2025	10,000,000.00	1.067	1502
912833LV0	181171	2000	US TREASURY STRIP	05/31/2007	19,959.50	.000	05/15/2025	50,000.00	5.180	1506
912833LV0	181419	2000	US TREASURY STRIP	06/26/2007	19,228.50	.000	05/15/2025	50,000.00	5.415	1506
912833LV0	181560	2000	US TREASURY STRIP	07/06/2007	19,671.00	.000	05/15/2025	50,000.00	5.292	1506
912833LV0	181866	2000	US TREASURY STRIP	07/30/2007	40,080.00	.000	05/15/2025	100,000.00	5.205	1506
912833LV0	186338	2010	US TREASURY STRIP	05/22/2008	3,362,475.66	.000	05/15/2025	7,538,000.00	4.811	1506
912833LV0	186424	2000	US TREASURY STRIP	05/27/2008	22,582.00	.000	05/15/2025	50,000.00	4.740	1506
912833LV0	186669	2000	US TREASURY STRIP	06/09/2008	11,087.50	.000	05/15/2025	25,000.00	4.860	1506
912833LV0	187232	2000	US TREASURY STRIP	07/11/2008	4,607.10	.000	05/15/2025	10,000.00	4.654	1506
912833LV0	192221	2000	US TREASURY STRIP	05/13/2009	72,570.00	.000	05/15/2025	150,000.00	4.588	1506
912833LV0	193239	2000	US TREASURY STRIP	08/18/2009	23,949.52	.000	05/15/2025	50,000.00	4.731	1506
912833LV0	197106	2000	US TREASURY STRIP	05/11/2010	159,702.01	.000	05/15/2025	306,000.00	4.379	1506
912833LV0	197199	2000	US TREASURY STRIP	05/14/2010	12,980.00	.000	05/15/2025	25,000.00	4.417	1506
912833LV0	198379	2000	US TREASURY STRIP	06/30/2010	27,752.50	.000	05/15/2025	50,000.00	3.997	1506
912833LV0	198708	2000	US TREASURY STRIP	07/13/2010	55,350.00	.000	05/15/2025	100,000.00	4.026	1506
912833LV0	205479	2000	US TREASURY STRIP	05/09/2011	56,083.00	.000	05/15/2025	100,000.00	4.169	1506
912833LV0	206124	2000	US TREASURY STRIP	06/13/2011	58,012.00	.000	05/15/2025	100,000.00	3.950	1506
912833LV0	206330	2000	US TREASURY STRIP	06/23/2011	28,997.00	.000	05/15/2025	50,000.00	3.960	1506



Run Date: 4/5/2021 4:53:48 AM

Investments Outstanding As Of Date: 3/31/2021

INVENTORY BY MATURITY REPORT

CUSIP	Investment #	Fund	Issuer	Purchase Date	Current Book	Current Rate	Maturity Date	Current Par	YTM	Days to Maturity
912833LV0	206376	2000	US TREASURY STRIP	06/27/2011	28,917.00	.000	05/15/2025	50,000.00	3.983	1506
912833LV0	210183	2000	US TREASURY STRIP	05/16/2012	36,274.50	.000	05/15/2025	50,000.00	2.484	1506
912833LV0	210398	2000	US TREASURY STRIP	06/06/2012	38,344.00	.000	05/15/2025	50,000.00	2.062	1506
912833LV0	210604	2000	US TREASURY STRIP	06/25/2012	37,390.00	.000	05/15/2025	50,000.00	2.268	1506
912833LV0	214709	2000	US TREASURY STRIP	06/17/2013	36,371.00	.000	05/15/2025	50,000.00	2.690	1506
912833LV0	218187	2000	US TREASURY STRIP	06/26/2014	36,586.50	.000	05/15/2025	50,000.00	2.890	1506
912833LV0	218213	2000	US TREASURY STRIP	06/27/2014	36,483.50	.000	05/15/2025	50,000.00	2.917	1506
912833LV0	218583	2000	US TREASURY STRIP	07/31/2014	37,316.00	.000	05/15/2025	50,000.00	2.730	1506
912833LV0	222630	2000	US TREASURY STRIP	05/21/2015	197,090.00	.000	05/15/2025	250,000.00	2.396	1506
912833LV0	226878	2000	US TREASURY STRI ZERO-% 5	05/26/2016	101,092.80	.000	05/15/2025	120,000.00	1.921	1506
912833LV0	227317	2000	US TREASURY STRI ZERO-% 5	07/15/2016	43,758.50	.000	05/15/2025	50,000.00	1.515	1506
912833LV0	227501	2000	US TREASURY STRI ZERO-% 5	07/29/2016	34,722.80	.000	05/15/2025	40,000.00	1.615	1506
912833LV0	227673	2000	US TREASURY STRI ZERO-% 5	08/12/2016	86,709.00	.000	05/15/2025	100,000.00	1.635	1506
912833LV0	231307	2000	S 0 05-15-25	05/11/2017	33,151.20	.000	05/15/2025	40,000.00	2.358	1506
912833LV0	231594	2000	S 0 05-15-25	06/02/2017	33,612.80	.000	05/15/2025	40,000.00	2.200	1506
912833LV0	237034	2000	S 0 05-15-25	06/14/2018	32,686.40	.000	05/15/2025	40,000.00	2.940	1506
912833LV0	237319	2000	S 0 05-15-25	07/06/2018	32,952.80	.000	05/15/2025	40,000.00	2.846	1506
912833LV0	237413	2000	S 0 05-15-25	07/12/2018	32,964.40	.000	05/15/2025	40,000.00	2.847	1506
912833LV0	241258	2000	S 0 05-15-25	05/09/2019	34,713.20	.000	05/15/2025	40,000.00	2.370	1506
912833LV0	241682	2000	S 0 05-15-25	06/21/2019	35,730.80	.000	05/15/2025	40,000.00	1.922	1506
912833LV0	241907	2000	S 0 05-15-25	07/11/2019	35,793.60	.000	05/15/2025	40,000.00	1.910	1506
912833LV0	242042	2000	S 0 05-15-25	07/22/2019	223,662.50	.000	05/15/2025	250,000.00	1.924	1506
912833LV0	242101	2000	S 0 05-15-25	07/26/2019	35,938.80	.000	05/15/2025	40,000.00	1.853	1506
912833LV0	245847	2000	S 0 05-15-25	05/18/2020	39,253.60	.000	05/15/2025	40,000.00	.378	1506
912833LV0	246027	2000	S 0 05-15-25	06/12/2020	39,103.20	.000	05/15/2025	40,000.00	.461	1506
912833LV0	246089	2000	S 0 05-15-25	06/19/2020	39,215.60	.000	05/15/2025	40,000.00	.404	1506
912833LV0	246252	2000	S 0 05-15-25	07/16/2020	39,348.80	.000	05/15/2025	40,000.00	.340	1506
912833LV0	246276	2000	S 0 05-15-25	07/16/2020	39,348.80	.000	05/15/2025	40,000.00	.340	1506
912833LV0	246317	2000	S 0 05-15-25	07/20/2020	39,359.60	.000	05/15/2025	40,000.00	.335	1506
3133ELC28	245934	1010	FFCB 0.73 05-27-25	05/28/2020	24,968,750.00	.730	05/27/2025	25,000,000.00	.756	1518
3134GVB31	245993	1010	FHLMC 0 3-4 05-28-25	06/05/2020	13,401,867.00	.750	05/28/2025	13,422,000.00	.781	1519
912828ZT0	249086	1020	T 0 1-4 05-31-25	03/09/2021	24,560,546.88	.250	05/31/2025	25,000,000.00	.672	1522
69353REQ7	248113	1030	PNC 3 1-4 06-01-25 BKNT	01/08/2021	11,304,048.00	3.250	06/01/2025	10,200,000.00	.743	1523



Run Date: 4/5/2021 4:53:48 AM

Investments Outstanding As Of Date: 3/31/2021

INVENTORY BY MATURITY REPORT

CUSIP	Investment #	Fund	Issuer	Purchase Date	Current Book	Current Rate	Maturity Date	Current Par	YTM	Days to Maturity
3130ALHP2	248886	1010	FHLB 0.59 06-10-25	03/10/2021	15,000,000.00	.590	06/10/2025	15,000,000.00	.590	1532
3135G04Z3	246986	1010	FNMA 0 1-2 06-17-25	10/07/2020	15,442,812.00	.500	06/17/2025	15,400,000.00	.440	1539
3135G04Z3	247351	1010	FNMA 0 1-2 06-17-25	11/04/2020	15,000,000.00	.500	06/17/2025	15,000,000.00	.500	1539
48128GU40	246123	1030	JPM 1.05 6-23-25	06/23/2020	10,000,000.00	1.050	06/23/2025	10,000,000.00	1.050	1545
3136G4WF6	245994	1010	FNMA 0.81 06-24-25	06/24/2020	15,000,000.00	.810	06/24/2025	15,000,000.00	.810	1546
912828ZW3	246950	1020	T 0 1-4 06-30-25	10/02/2020	24,976,562.50	.250	06/30/2025	25,000,000.00	.270	1552
912828ZW3	246974	1020	T 0 1-4 06-30-25	10/06/2020	19,951,562.50	.250	06/30/2025	20,000,000.00	.302	1552
912828ZW3	246984	1020	T 0 1-4 06-30-25	10/07/2020	19,940,625.00	.250	06/30/2025	20,000,000.00	.313	1552
912828ZW3	247746	1020	T 0.25 6-30-25	12/07/2020	9,940,625.00	.250	06/30/2025	10,000,000.00	.381	1552
3136G4YT4	246184	1010	FNMA 0 3-4 07-14-25	07/14/2020	10,000,000.00	.750	07/14/2025	10,000,000.00	.750	1566
46625HMN7	246895	1030	JPM 3.9 07-15-25	09/29/2020	4,525,736.00	3.900	07/15/2025	3,998,000.00	1.068	1567
46625HMN7	247830	1030	JPM 3.9 07-15-25	12/15/2020	6,355,691.67	3.900	07/15/2025	5,617,000.00	.960	1567
3134GV5V6	246204	1010	FHLMC 0.6 07-22-25	07/22/2020	15,000,000.00	.600	07/22/2025	15,000,000.00	.600	1574
3133ELX33	246387	1010	FFCB 0.69 7.22.25	07/23/2020	9,995,000.00	.690	07/22/2025	10,000,000.00	.700	1574
3136G4D75	246418	1010	FNMA 0.6 07-29-25 0000	07/29/2020	20,000,000.00	.600	07/29/2025	20,000,000.00	.600	1581
3136G4ZP1	246312	1010	FNMA 0.65 07-30-25	07/30/2020	14,976,750.00	.650	07/30/2025	15,000,000.00	.682	1582
91282CAB7	246542	1020	T 0 1-4 07-31-25	08/13/2020	19,951,562.50	.250	07/31/2025	20,000,000.00	.299	1583
91282CAB7	246633	1020	T 0 1-4 07-31-25	08/26/2020	19,956,250.00	.250	07/31/2025	20,000,000.00	.295	1583
3136G4B77	246417	1010	FNMA 0.7 08-04-25	08/04/2020	10,000,000.00	.700	08/04/2025	10,000,000.00	.700	1587
3136G4C43	246419	1010	FNMA 0.65 08-14-25	08/14/2020	15,000,000.00	.650	08/14/2025	15,000,000.00	.650	1597
3135G05S8	246512	1010	FNMA 0 1-2 08-14-25	08/14/2020	20,000,000.00	.500	08/14/2025	20,000,000.00	.500	1597
912833LW8	178337	2000	US TREASURY STRIP	10/04/2006	20,025.00	.000	08/15/2025	50,000.00	4.910	1598
912833LW8	178591	2000	US TREASURY STRIP	10/26/2006	53,924.88	.000	08/15/2025	138,000.00	5.060	1598
912833LW8	179001	2000	US TREASURY STRIP	11/28/2006	20,561.50	.000	08/15/2025	50,000.00	4.805	1598
912833LW8	182225	2000	US TREASURY STRIP	08/28/2007	40,395.00	.000	08/15/2025	100,000.00	5.110	1598
912833LW8	182556	2000	US TREASURY STRIP	09/25/2007	40,300.00	.000	08/15/2025	100,000.00	5.146	1598
912833LW8	182761	2000	US TREASURY STRIP	10/05/2007	41,591.00	.000	08/15/2025	100,000.00	4.972	1598
912833LW8	188072	2000	US TREASURY STRIP	09/15/2008	23,900.00	.000	08/15/2025	50,000.00	4.412	1598
912833LW8	188167	2010	US TREASURY STRIP	09/22/2008	283,253.76	.000	08/15/2025	576,000.00	4.245	1598
912833LW8	193258	2000	US TREASURY STRIP	08/18/2009	47,575.25	.000	08/15/2025	100,000.00	4.700	1598
912833LW8	199566	2000	US TREASURY STRIP	08/13/2010	28,213.50	.000	08/15/2025	50,000.00	3.850	1598
912833LW8	200628	2000	US TREASURY STRIP	09/24/2010	58,269.00	.000	08/15/2025	100,000.00	3.660	1598
912833LW8	207495	2000	US TREASURY STRIP	09/23/2011	34,194.00	.000	08/15/2025	50,000.00	2.754	1598



Run Date: 4/5/2021 4:53:48 AM

Investments Outstanding As Of Date: 3/31/2021

INVENTORY BY MATURITY REPORT

CUSIP	Investment #	Fund	Issuer	Purchase Date	Current Book	Current Rate	Maturity Date	Current Par	YTM	Days to Maturity
912833LW8	207865	2000	US TREASURY STRIP	10/31/2011	66,683.00	.000	08/15/2025	100,000.00	2.960	1598
912833LW8	207918	2000	US TREASURY STRIP	11/03/2011	33,304.50	.000	08/15/2025	50,000.00	2.970	1598
912833LW8	211244	2000	US TREASURY STRIP	08/17/2012	37,131.50	.000	08/15/2025	50,000.00	2.303	1598
912833LW8	211304	2000	US TREASURY STRIP	08/22/2012	73,174.00	.000	08/15/2025	100,000.00	2.421	1598
912833LW8	215299	2000	US TREASURY STRIP	08/16/2013	34,042.50	.000	08/15/2025	50,000.00	3.230	1598
912833LW8	215622	2000	US TREASURY STRIP	09/26/2013	34,202.00	.000	08/15/2025	50,000.00	3.221	1598
912833LW8	215886	2000	US TREASURY STRIP	11/01/2013	70,071.00	.000	08/15/2025	100,000.00	3.040	1598
912833LW8	218841	2000	US TREASURY STRIP	08/28/2014	299,544.00	.000	08/15/2025	400,000.00	2.655	1598
912833LW8	219033	2000	US TREASURY STRIP	09/18/2014	73,400.00	.000	08/15/2025	100,000.00	2.855	1598
912833LW8	219294	2000	US TREASURY STRIP	10/17/2014	30,580.80	.000	08/15/2025	40,000.00	2.495	1598
912833LW8	224333	2000	USTREASURYSTRI	10/08/2015	80,922.00	.000	08/15/2025	100,000.00	2.160	1598
912833LW8	224487	2000	USTREASURYSTRI	10/22/2015	80,988.00	.000	08/15/2025	100,000.00	2.160	1598
912833LW8	224565	2000	USTREASURYSTRI	10/29/2015	32,300.00	.000	08/15/2025	40,000.00	2.195	1598
912833LW8	228077	2000	US TREASURY STRI ZERO-% 8	09/23/2016	42,954.50	.000	08/15/2025	50,000.00	1.715	1598
912833LW8	228289	2000	US TREASURY STRI ZERO-% 8	10/14/2016	213,387.50	.000	08/15/2025	250,000.00	1.800	1598
912833LW8	234132	2000	S 0 08-15-25	10/26/2017	33,358.80	.000	08/15/2025	40,000.00	2.340	1598
912833LW8	234156	2000	S 0 08-15-25	10/26/2017	41,698.50	.000	08/15/2025	50,000.00	2.340	1598
912833LW8	234191	2000	S 0 08-15-25	10/27/2017	20,818.25	.000	08/15/2025	25,000.00	2.360	1598
912833LW8	237893	2000	S 0 08-15-25	08/23/2018	98,767.20	.000	08/15/2025	120,000.00	2.810	1598
912833LW8	237921	2000	S 0 08-15-25	08/23/2018	32,945.20	.000	08/15/2025	40,000.00	2.800	1598
912833LW8	237934	2000	S 0 08-15-25	08/23/2018	205,827.50	.000	08/15/2025	250,000.00	2.806	1598
912833LW8	238211	2000	S 0 08-15-25	09/13/2018	32,773.20	.000	08/15/2025	40,000.00	2.900	1598
912833LW8	238688	2000	S 0 08-15-25	10/25/2018	323,192.00	.000	08/15/2025	400,000.00	3.157	1598
912833LW8	242342	2000	S 0 08-15-25	08/19/2019	22,832.50	.000	08/15/2025	25,000.00	1.520	1598
912833LW8	242571	2000	S 0 08-15-25	09/06/2019	91,976.00	.000	08/15/2025	100,000.00	1.413	1598
912833LW8	242664	2000	S 0 08-15-25	09/12/2019	72,920.80	.000	08/15/2025	80,000.00	1.570	1598
912833LW8	242801	2000	S 0 08-15-25	09/23/2019	226,035.00	.000	08/15/2025	250,000.00	1.717	1598
912833LW8	246479	2000	S 0 08-15-25	08/10/2020	39,442.80	.000	08/15/2025	40,000.00	.280	1598
912833LW8	246784	2000	US Treasury Strip 08,15,2025	09/18/2020	78,742.88	.000	08/15/2025	80,000.00	.323	1598
912833LW8	247004	2000	S 0 08-15-25	10/13/2020	39,243.20	.000	08/15/2025	40,000.00	.395	1598
912833LW8	247131	2000	S 0 08-15-25	10/22/2020	39,263.16	.000	08/15/2025	40,000.00	.386	1598
3136G4H30	246443	1010	FNMA 0.6 08-18-25 0000	08/18/2020	15,000,000.00	.600	08/18/2025	15,000,000.00	.600	1601
3136G4H71	246499	1010	FNMA 0 1-2 08-18-25	08/18/2020	7,500,000.00	.500	08/18/2025	7,500,000.00	.500	1601





Run Date: 4/5/2021 4:53:48 AM

Investments Outstanding As Of Date: 3/31/2021

INVENTORY BY MATURITY REPORT

CUSIP	Investment #	Fund	Issuer	Purchase Date	Current Book	Current Rate	Maturity Date	Current Par	YTM	Days to Maturity
3136G4H63	246500	1010	FNMA 0.55 08-19-25	08/19/2020	10,000,000.00	.550	08/19/2025	10,000,000.00	.550	1602
3136G4R47	246546	1010	FNMA 0 5-8 08-19-25	08/19/2020	20,000,000.00	.625	08/19/2025	20,000,000.00	.625	1602
3136G4K77	246511	1010	FNMA 0.45 08-21-25	08/21/2020	10,000,000.00	.450	08/21/2025	10,000,000.00	.450	1604
3136G4N74	246584	1010	FNMA 0.56 08-21-25	08/21/2020	10,000,000.00	.560	08/21/2025	10,000,000.00	.560	1604
3136G4P98	246532	1010	FNMA 0 1-2 08-25-25	08/25/2020	14,980,500.00	.500	08/25/2025	15,000,000.00	.526	1608
3135G05X7	249071	1010	FNMA 0 3-8 08-25-25	03/08/2021	9,856,100.00	.375	08/25/2025	10,000,000.00	.703	1608
46513JRR4	246755	1010	8TH INVST BOND 5 YEAR	09/15/2020	10,000,000.00	1.590	09/01/2025	10,000,000.00	1.590	1615
3130AK4T0	246724	1010	FHLB 0.58 09-11-25	09/11/2020	9,987,500.00	.580	09/11/2025	10,000,000.00	.605	1625
3137EAEX3	247183	1010	FHLMC 0 3-8 09-23-25	10/22/2020	9,949,000.00	.375	09/23/2025	10,000,000.00	.480	1637
3137EAEX3	247225	1010	FHLMC 0 3-8 09-23-25	10/26/2020	4,966,550.00	.375	09/23/2025	5,000,000.00	.513	1637
3134GWW93	246865	1010	FHLMC 0.55 09-30-25 0000	09/30/2020	5,000,000.00	.550	09/30/2025	5,000,000.00	.550	1644
91282CAM3	246975	1020	T 0 1-4 09-30-25	10/06/2020	19,940,625.00	.250	09/30/2025	20,000,000.00	.310	1644
91282CAM3	246995	1020	T 0 1-4 09-30-25	10/08/2020	19,917,968.75	.250	09/30/2025	20,000,000.00	.333	1644
91282CAM3	247185	1020	T 0 1-4 09-30-25	10/22/2020	19,898,437.50	.250	09/30/2025	20,000,000.00	.354	1644
3134GWVX1	246864	1010	FHLMC 0.53 10-07-25	10/07/2020	20,000,000.00	.530	10/07/2025	20,000,000.00	.530	1651
3134GWW36	246863	1010	FHLMC 0.48 10-14-25	10/14/2020	20,000,000.00	.480	10/14/2025	20,000,000.00	.480	1658
3134GWWD4	246862	1010	FHLMC 0.45 10-15-25	10/15/2020	19,945,500.00	.450	10/15/2025	20,000,000.00	.505	1659
46647PBF2	248392	1030	JPM 2.301 10-15-25	01/27/2021	10,591,000.00	2.301	10/15/2025	10,000,000.00	1.014	1659
89236THP3	248935	1030	TOYOTA 0.8 10-16-25 MTN	03/01/2021	9,927,000.00	.800	10/16/2025	10,000,000.00	.962	1660
89236THP3	249182	1030	TOYOTA 0.8 10-16-25 MTN	03/15/2021	4,940,250.00	.800	10/16/2025	5,000,000.00	1.068	1660
89236THP3	249280	1030	TOYOTA 0.8 10-16-25 MTN	03/24/2021	4,927,500.00	.800	10/16/2025	5,000,000.00	1.127	1660
3134GWZG4	246987	1010	FHLMC 0.6 10-20-25	10/20/2020	20,000,000.00	.600	10/20/2025	20,000,000.00	.600	1664
3134GW4Z6	247079	1010	FHLMC 0.54 10-27-25	10/27/2020	15,000,000.00	.540	10/27/2025	15,000,000.00	.540	1671
3136G45C3	247168	1010	FNMA 0.54 10-27-25	10/27/2020	14,991,000.00	.540	10/27/2025	15,000,000.00	.552	1671
3134GW4Z6	247226	1010	FHLMC 0.54 10-27-25	10/27/2020	5,440,462.50	.540	10/27/2025	5,450,000.00	.576	1671
3134GWYZ3	246988	1010	FHLMC 0.53 10-28-25	10/28/2020	15,000,000.00	.530	10/28/2025	15,000,000.00	.530	1672
3136G46S7	247184	1010	FNMA 0.56 10-28-25	10/28/2020	10,000,000.00	.560	10/28/2025	10,000,000.00	.560	1672
3135GA2A8	247406	1010	FNMA 0.58 10-28-25	11/10/2020	14,979,000.00	.580	10/28/2025	15,000,000.00	.609	1672
91282CAT8	247292	1020	T 0 1-4 10-31-25	11/02/2020	19,878,125.00	.250	10/31/2025	20,000,000.00	.373	1675
91282CAT8	247303	1020	T 0 1-4 10-31-25	11/02/2020	9,935,156.25	.250	10/31/2025	10,000,000.00	.381	1675
91282CAT8	247317	1020	T 0 1-4 10-31-25	11/04/2020	19,859,375.00	.250	10/31/2025	20,000,000.00	.392	1675
91282CAT8	247394	1020	T 0 1-4 10-31-25	11/10/2020	19,817,187.50	.250	10/31/2025	20,000,000.00	.436	1675
3133EMFS6	247291	1010	FFCB 0.46 11-03-25	11/03/2020	9,980,200.00	.460	11/03/2025	10,000,000.00	.500	1678



Run Date: 4/5/2021 4:53:48 AM

Investments Outstanding As Of Date: 3/31/2021

INVENTORY BY MATURITY REPORT

CUSIP	Investment #	Fund	Issuer	Purchase Date	Current Book	Current Rate	Maturity Date	Current Par	YTM	Days to Maturity
594918BJ2	249206	1030	MSFT 3 1-8 11-03-25	03/17/2021	10,925,000.00	3.125	11/03/2025	10,000,000.00	1.071	1678
3135G06G3	247407	1010	FNMA 0.50 11-07-25	11/12/2020	22,917,660.00	.500	11/07/2025	23,000,000.00	.573	1682
3135G06G3	247615	1010	FNMA 0 1-2 11-07-25	11/27/2020	5,000,000.00	.500	11/07/2025	5,000,000.00	.500	1682
912833LX6	179299	2000	US TREASURY STRIP	12/18/2006	101,300.00	.000	11/15/2025	250,000.00	4.835	1690
912833LX6	179705	2000	US TREASURY STRIP	01/31/2007	57,760.50	.000	11/15/2025	150,000.00	5.145	1690
912833LX6	183735	2000	US TREASURY STRIP	12/05/2007	22,105.00	.000	11/15/2025	50,000.00	4.601	1690
912833LX6	183942	2000	US TREASURY STRIP	12/19/2007	42,101.00	.000	11/15/2025	100,000.00	4.890	1690
912833LX6	184232	2000	US TREASURY STRIP	01/10/2008	66,975.00	.000	11/15/2025	150,000.00	4.570	1690
912833LX6	189219	2000	US TREASURY STRIP	11/21/2008	46,964.00	.000	11/15/2025	100,000.00	4.500	1690
912833LX6	189266	2000	US TREASURY STRIP	11/21/2008	2,400.00	.000	11/15/2025	5,000.00	4.369	1690
912833LX6	189964	2000	US TREASURY STRIP	01/12/2009	137,542.50	.000	11/15/2025	250,000.00	3.580	1690
912833LX6	190252	2000	US TREASURY STRIP	02/04/2009	52,010.00	.000	11/15/2025	100,000.00	3.935	1690
912833LX6	194198	2000	US TREASURY STRIP	11/24/2009	49,295.00	.000	11/15/2025	100,000.00	4.477	1690
912833LX6	194731	2000	US TREASURY STRIP	01/28/2010	24,260.00	.000	11/15/2025	50,000.00	4.631	1690
912833LX6	201937	2000	US TREASURY STRIP	11/17/2010	27,772.50	.000	11/15/2025	50,000.00	3.960	1690
912833LX6	202152	2000	US TREASURY STRIP	11/24/2010	27,348.50	.000	11/15/2025	50,000.00	4.070	1690
912833LX6	203392	2000	US TREASURY STRIP	01/31/2011	52,041.00	.000	11/15/2025	100,000.00	4.466	1690
912833LX6	212194	2000	US TREASURY STRIP	11/30/2012	112,654.50	.000	11/15/2025	150,000.00	2.222	1690
912833LX6	212324	2000	US TREASURY STRIP	12/13/2012	263,497.50	.000	11/15/2025	350,000.00	2.209	1690
912833LX6	212653	2000	US TREASURY STRIP	01/17/2013	36,596.50	.000	11/15/2025	50,000.00	2.448	1690
912833LX6	216073	2000	US TREASURY STRIP	11/21/2013	34,077.50	.000	11/15/2025	50,000.00	3.225	1690
912833LX6	216418	2000	US TREASURY STRIP	01/09/2014	66,572.00	.000	11/15/2025	100,000.00	3.464	1690
912833LX6	219697	2000	US TREASURY STRIP	11/20/2014	187,192.50	.000	11/15/2025	250,000.00	2.651	1690
912833LX6	220248	2000	US TREASURY STRIP	01/09/2015	39,733.00	.000	11/15/2025	50,000.00	2.130	1690
912833LX6	220350	2000	US TREASURY STRIP	01/20/2015	79,626.00	.000	11/15/2025	100,000.00	2.117	1690
912833LX6	220436	2000	US TREASURY STRIP	01/26/2015	80,658.00	.000	11/15/2025	100,000.00	2.000	1690
912833LX6	220457	2000	US TREASURY STRIP	01/26/2015	40,253.50	.000	11/15/2025	50,000.00	2.018	1690
912833LX6	220476	2000	US TREASURY STRIP	01/26/2015	32,211.60	.000	11/15/2025	40,000.00	2.015	1690
912833LX6	220505	2000	US TREASURY STRIP	01/27/2015	201,440.00	.000	11/15/2025	250,000.00	2.010	1690
912833LX6	220609	2000	US TREASURY STRIP	01/29/2015	200,487.50	.000	11/15/2025	250,000.00	2.055	1690
912833LX6	225023	2000	USTREASURYSTRIP	12/24/2015	198,137.50	.000	11/15/2025	250,000.00	2.364	1690
912833LX6	225362	2000	USTREASURYSTRIP	02/04/2016	81,233.00	.000	11/15/2025	100,000.00	2.137	1690
912833LX6	228574	2000	US TREASURY STRI ZERO-% 1	11/14/2016	15,188.94	.000	11/15/2025	18,000.00	1.895	1690



Run Date: 4/5/2021 4:53:48 AM

Investments Outstanding As Of Date: 3/31/2021

INVENTORY BY MATURITY REPORT

CUSIP	Investment #	Fund	Issuer	Purchase Date	Current Book	Current Rate	Maturity Date	Current Par	YTM	Days to Maturity
912833LX6	229118	2000	S O 11-15-25	01/12/2017	16,070.40	.000	11/15/2025	20,000.00	2.490	1690
912833LX6	229119	2000	S O 11-15-25	01/12/2017	16,070.40	.000	11/15/2025	20,000.00	2.490	1690
912833LX6	229262	2000	S O 11-15-25	01/26/2017	200,375.00	.000	11/15/2025	250,000.00	2.530	1690
912833LX6	229408	2000	S O 11-15-25	02/02/2017	31,964.40	.000	11/15/2025	40,000.00	2.570	1690
912833LX6	234360	2000	S O 11-15-25	11/16/2017	82,696.00	.000	11/15/2025	100,000.00	2.390	1690
912833LX6	234933	2000	S O 11-15-25	01/25/2018	32,496.40	.000	11/15/2025	40,000.00	2.680	1690
912833LX6	235059	2000	S O 11-15-25	02/02/2018	32,415.60	.000	11/15/2025	40,000.00	2.720	1690
912833LX6	243386	2000	S O 11-15-25	11/15/2019	35,778.00	.000	11/15/2025	40,000.00	1.868	1690
912833LX6	243629	2000	S O 11-15-25	12/09/2019	36,219.60	.000	11/15/2025	40,000.00	1.680	1690
912833LX6	243722	2000	S O 11-15-25	12/16/2019	36,019.60	.000	11/15/2025	40,000.00	1.780	1690
912833LX6	247329	2000	S O 11-15-25	11/06/2020	39,126.40	.000	11/15/2025	40,000.00	.440	1690
912833LX6	247469	2000	S O 11-15-25	11/19/2020	78,099.20	.000	11/15/2025	80,000.00	.483	1690
912833LX6	247634	2000	S O 11-15-25	12/03/2020	39,186.40	.000	11/15/2025	40,000.00	.416	1690
912833LX6	247786	2000	S O 11-15-25	12/14/2020	39,123.20	.000	11/15/2025	40,000.00	.451	1690
912833LX6	247846	2000	S O 11-15-25	12/17/2020	39,212.80	.000	11/15/2025	40,000.00	.405	1690
3135GA2Z3	247405	1010	FNMA 0.56 11-17-25 0000	11/17/2020	14,958,000.00	.560	11/17/2025	15,000,000.00	.617	1692
91159HHU7	248486	1030	USB 3.95 11-17-25 MTN	02/02/2021	3,153,346.20	3.950	11/17/2025	2,745,000.00	.781	1692
3135GA4P3	247423	1010	FNMA 0.65 11.18.25	11/18/2020	10,000,000.00	.650	11/18/2025	10,000,000.00	.650	1693
3134GXFA7	247584	1010	FHLMC 0.65 11-26-25	11/30/2020	15,000,000.00	.650	11/26/2025	15,000,000.00	.650	1701
91282CAZ4	247614	1020	T O 3-8 11-30-25	11/30/2020	9,995,312.50	.375	11/30/2025	10,000,000.00	.384	1705
91282CAZ4	247684	1020	T O 3-8 11-30-25	12/02/2020	14,973,046.88	.375	11/30/2025	15,000,000.00	.411	1705
91282CAZ4	249087	1020	T O 3-8 11-30-25	03/09/2021	24,523,437.50	.375	11/30/2025	25,000,000.00	.786	1705
48128GZ52	247920	1030	JPM 0.8 12-21-25 GMTN	12/21/2020	20,000,000.00	.800	12/21/2025	20,000,000.00	.800	1726
3130ALMN1	249056	1010	FHLB 0.87 12-24-25	03/24/2021	25,000,000.00	.870	12/24/2025	25,000,000.00	.870	1729
3135G06Q1	247807	1010	FNMA 0.64 12-30-25	12/30/2020	15,000,000.00	.640	12/30/2025	15,000,000.00	.640	1735
3135G06Q1	248181	1010	FNMA 0.64 12-30-25	01/13/2021	11,509,000.00	.640	12/30/2025	11,509,000.00	.640	1735
3134GXHL1	249090	1010	FHLMC 0.7 12-30-25	03/09/2021	19,072,900.00	.700	12/30/2025	19,250,000.00	.896	1735
91282CBC4	248026	1020	T O 3-8 12-31-25	12/31/2020	9,998,437.50	.375	12/31/2025	10,000,000.00	.378	1736
91282CBC4	248112	1020	T O 3-8 12-31-25	01/07/2021	19,951,562.50	.375	12/31/2025	20,000,000.00	.424	1736
91282CBC4	248130	1020	T O 3-8 12-31-25	01/08/2021	19,925,000.00	.375	12/31/2025	20,000,000.00	.451	1736
91282CBC4	248141	1020	T O 3-8 12-31-25	01/11/2021	14,925,000.00	.375	12/31/2025	15,000,000.00	.477	1736
91282CBC4	248157	1020	T O 3-8 12-31-25	01/12/2021	14,915,625.00	.375	12/31/2025	15,000,000.00	.490	1736
31359YCT2	147430	2000	FNMA STRIP	03/07/2001	510,114.50	.000	01/15/2026	2,350,000.00	6.240	1751



Run Date: 4/5/2021 4:53:48 AM

Investments Outstanding As Of Date: 3/31/2021

INVENTORY BY MATURITY REPORT

CUSIP	Investment #	Fund	Issuer	Purchase Date	Current Book	Current Rate	Maturity Date	Current Par	YTM	Days to Maturity
31359YCT2	173960	2000	FNMA STRIP	12/13/2005	94,640.82	.000	01/15/2026	267,000.00	5.230	1751
3130AKQM1	248160	1010	FHLB 0.3 01-27-26	01/27/2021	20,000,000.00	.300	01/27/2026	20,000,000.00	.300	1763
3135G06R9	248085	1010	FNMA 0.55 01-28-26	01/28/2021	25,000,000.00	.550	01/28/2026	25,000,000.00	.550	1764
3130AKN51	248114	1010	FHLB 0.52 01-28-26	01/28/2021	25,000,000.00	.520	01/28/2026	25,000,000.00	.520	1764
3130AKQ82	248159	1010	FHLB 0.6 01-28-26 0001	01/28/2021	15,000,000.00	.600	01/28/2026	15,000,000.00	.600	1764
3130AKPF7	248228	1010	FHLB 0.58 01-28-26	01/28/2021	15,442,275.00	.580	01/28/2026	15,450,000.00	.590	1764
48128G2B5	248418	1030	JPM 0.82 01-28-26 GMTN	01/28/2021	10,000,000.00	.820	01/28/2026	10,000,000.00	.820	1764
3130AKUC8	248487	1010	FHLB 0.3 01-28-26	02/01/2021	9,492,875.00	.300	01/28/2026	9,500,000.00	.315	1764
3130AKVP8	248393	1010	FHLB 0.35 01-29-26 0000	01/29/2021	24,998,125.00	.350	01/29/2026	25,000,000.00	.352	1765
91282CBH3	248526	1020	T O 3-8 01-31-26	02/03/2021	9,968,750.00	.375	01/31/2026	10,000,000.00	.438	1767
91282CBH3	248593	1020	T O 3-8 01-31-26	02/09/2021	9,948,437.50	.375	01/31/2026	10,000,000.00	.480	1767
91282CBH3	248708	1020	T O 3-8 01-31-26	02/17/2021	14,873,437.50	.375	01/31/2026	15,000,000.00	.548	1767
91282CBH3	248763	1020	T O 3-8 01-31-26	02/18/2021	9,912,500.00	.375	01/31/2026	10,000,000.00	.554	1767
91282CBH3	248764	1020	T O 3-8 01-31-26	02/19/2021	19,815,625.00	.375	01/31/2026	20,000,000.00	.564	1767
91282CBH3	249072	1020	T O 3-8 01-31-26	03/08/2021	19,581,250.00	.375	01/31/2026	20,000,000.00	.812	1767
91282CBH3	249085	1020	T O 3-8 01-31-26	03/09/2021	14,676,562.50	.375	01/31/2026	15,000,000.00	.825	1767
46514TPV4	248467	1010	ISRAEL BOND 1.20 02-01-26	02/01/2021	5,000,000.00	1.200	02/01/2026	5,000,000.00	1.200	1768
46514TZG6	248468	1010	ISRAEL BOND 1.35 02-01-26	02/01/2021	5,000,000.00	1.350	02/01/2026	5,000,000.00	1.350	1768
037833EB2	248523	1030	AAPL 0.7 02-08-26	02/08/2021	3,991,600.00	.700	02/08/2026	4,000,000.00	.743	1775
037833EB2	248524	1030	AAPL 0.7 02-08-26	02/08/2021	5,987,640.00	.700	02/08/2026	6,000,000.00	.742	1775
037833EB2	248812	1030	AAPL 0.7 02-08-26	02/24/2021	9,950,000.00	.700	02/08/2026	10,000,000.00	.803	1775
912833LY4	180373	2000	US TREASURY STRIP	04/03/2007	19,799.00	.000	02/15/2026	50,000.00	4.970	1782
912833LY4	180525	2000	US TREASURY STRIP	04/12/2007	38,853.00	.000	02/15/2026	100,000.00	5.080	1782
912833LY4	180741	2000	US TREASURY STRIP	04/30/2007	39,780.00	.000	02/15/2026	100,000.00	4.965	1782
912833LY4	184843	2000	US TREASURY STRIP	02/28/2008	4,213.13	.000	02/15/2026	10,000.00	4.870	1782
912833LY4	185233	2000	US TREASURY STRIP	03/27/2008	4,515.00	.000	02/15/2026	10,000.00	4.495	1782
912833LY4	185276	2000	US TREASURY STRIP	03/28/2008	22,677.50	.000	02/15/2026	50,000.00	4.470	1782
912833LY4	185602	2000	US TREASURY STRIP	04/16/2008	22,691.00	.000	02/15/2026	50,000.00	4.480	1782
912833LY4	185624	2000	US TREASURY STRIP	04/16/2008	4,560.00	.000	02/15/2026	10,000.00	4.452	1782
912833LY4	185888	2000	US TREASURY STRIP	04/28/2008	10,765.25	.000	02/15/2026	25,000.00	4.790	1782
912833LY4	190602	2000	US TREASURY STRIP	02/27/2009	26,175.00	.000	02/15/2026	50,000.00	3.851	1782
912833LY4	190833	2000	US TREASURY STRIP	03/20/2009	25,593.50	.000	02/15/2026	50,000.00	4.000	1782
912833LY4	190959	2000	US TREASURY STRIP	03/30/2009	51,783.00	.000	02/15/2026	100,000.00	3.937	1782



Run Date: 4/5/2021 4:53:48 AM

Investments Outstanding As Of Date: 3/31/2021

INVENTORY BY MATURITY REPORT

CUSIP	Investment #	Fund	Issuer	Purchase Date	Current Book	Current Rate	Maturity Date	Current Par	YTM	Days to Maturity
912833LY4	191125	2000	US TREASURY STRIP	04/13/2009	2,650.00	.000	02/15/2026	5,000.00	3.805	1782
912833LY4	191216	2000	US TREASURY STRIP	04/16/2009	25,434.50	.000	02/15/2026	50,000.00	4.056	1782
912833LY4	191863	2000	US TREASURY STRIP	04/24/2009	25,615.00	.000	02/15/2026	50,000.00	4.018	1782
912833LY4	194862	2000	US TREASURY STRIP	02/08/2010	47,142.00	.000	02/15/2026	100,000.00	4.750	1782
912833LY4	195186	2000	US TREASURY STRIP	03/03/2010	23,685.00	.000	02/15/2026	50,000.00	4.738	1782
912833LY4	195393	2000	US TREASURY STRIP	03/12/2010	47,053.00	.000	02/15/2026	100,000.00	4.789	1782
912833LY4	195862	2000	US TREASURY STRIP	04/08/2010	23,146.50	.000	02/15/2026	50,000.00	4.917	1782
912833LY4	196887	2000	US TREASURY STRIP	04/30/2010	24,162.00	.000	02/15/2026	50,000.00	4.657	1782
912833LY4	203861	2000	US TREASURY STRIP	02/28/2011	25,573.50	.000	02/15/2026	50,000.00	4.531	1782
912833LY4	204508	2000	US TREASURY STRIP	04/12/2011	50,687.00	.000	02/15/2026	100,000.00	4.630	1782
912833LY4	205421	2000	US TREASURY STRIP	05/05/2011	53,309.00	.000	02/15/2026	100,000.00	4.301	1782
912833LY4	208704	2000	US TREASURY STRIP	02/16/2012	33,903.00	.000	02/15/2026	50,000.00	2.795	1782
912833LY4	208875	2000	US TREASURY STRIP	03/05/2012	68,232.00	.000	02/15/2026	100,000.00	2.759	1782
912833LY4	209014	2000	US TREASURY STRIP	03/19/2012	32,461.00	.000	02/15/2026	50,000.00	3.130	1782
912833LY4	209139	2000	US TREASURY STRIP	04/05/2012	32,969.50	.000	02/15/2026	50,000.00	3.027	1782
912833LY4	209931	2000	US TREASURY STRIP	04/30/2012	34,113.50	.000	02/15/2026	50,000.00	2.791	1782
912833LY4	213291	2000	US TREASURY STRIP	03/25/2013	35,926.00	.000	02/15/2026	50,000.00	2.580	1782
912833LY4	213363	2000	US TREASURY STRIP	03/28/2013	71,968.00	.000	02/15/2026	100,000.00	2.569	1782
912833LY4	213440	2000	US TREASURY STRIP	04/04/2013	36,465.50	.000	02/15/2026	50,000.00	2.468	1782
912833LY4	213507	2000	US TREASURY STRIP	04/12/2013	74,206.00	.000	02/15/2026	100,000.00	2.336	1782
912833LY4	214259	2000	US TREASURY STRIP	05/02/2013	75,019.00	.000	02/15/2026	100,000.00	2.260	1782
912833LY4	216913	2000	US TREASURY STRIP	03/21/2014	172,722.50	.000	02/15/2026	250,000.00	3.130	1782
912833LY4	220878	2000	US TREASURY STRIP	02/13/2015	31,457.20	.000	02/15/2026	40,000.00	2.195	1782
912833LY4	222352	2000	US TREASURY STRIP	04/30/2015	31,754.00	.000	02/15/2026	40,000.00	2.150	1782
912833LY4	225737	2000	USTREASURYSTRIP	03/17/2016	32,494.40	.000	02/15/2026	40,000.00	2.107	1782
912833LY4	225751	2000	USTREASURYSTRIP	03/17/2016	14,835.79	.000	02/15/2026	18,250.00	2.100	1782
912833LY4	229658	2000	S 0 02-15-26	02/24/2017	41,422.68	.000	02/15/2026	52,000.00	2.550	1782
912833LY4	230020	2000	S 0 02-15-26	03/24/2017	319,512.00	.000	02/15/2026	400,000.00	2.541	1782
912833LY4	230115	2000	S 0 02-15-26	03/30/2017	200,852.50	.000	02/15/2026	250,000.00	2.480	1782
912833LY4	230236	2000	S 0 02-15-26	04/06/2017	40,330.00	.000	02/15/2026	50,000.00	2.440	1782
912833LY4	230332	2000	S 0 02-15-26	04/17/2017	32,457.60	.000	02/15/2026	40,000.00	2.380	1782
912833LY4	230991	2000	S 0 02-15-26	04/28/2017	203,005.00	.000	02/15/2026	250,000.00	2.380	1782
912833LY4	235200	2000	S 0 02-15-26	02/15/2018	31,871.20	.000	02/15/2026	40,000.00	2.860	1782



Run Date: 4/5/2021 4:53:48 AM

Investments Outstanding As Of Date: 3/31/2021

INVENTORY BY MATURITY REPORT

CUSIP	Investment #	Fund	Issuer	Purchase Date	Current Book	Current Rate	Maturity Date	Current Par	YTM	Days to Maturity
912833LY4	235369	2000	S 0 02-15-26	03/01/2018	31,931.20	.000	02/15/2026	40,000.00	2.850	1782
912833LY4	235394	2000	S 0 02-15-26	03/01/2018	31,878.40	.000	02/15/2026	40,000.00	2.871	1782
912833LY4	235454	2000	S 0 02-15-26	03/05/2018	158,956.00	.000	02/15/2026	200,000.00	2.910	1782
912833LY4	235527	2000	S 0 02-15-26	03/08/2018	31,930.00	.000	02/15/2026	40,000.00	2.857	1782
912833LY4	236309	2000	S 0 02-15-26	04/26/2018	31,727.60	.000	02/15/2026	40,000.00	2.990	1782
912833LY4	244736	2000	S 0 02-15-26	03/19/2020	38,586.80	.000	02/15/2026	40,000.00	.610	1782
912833LY4	244839	2000	S 0 02-15-26	04/02/2020	24,306.25	.000	02/15/2026	25,000.00	.480	1782
912833LY4	249112	2000	S 0 02-15-26	03/12/2021	38,324.00	.000	02/15/2026	40,000.00	.870	1782
912833LY4	249140	2000	S 0 02-15-26	03/12/2021	76,648.00	.000	02/15/2026	80,000.00	.870	1782
3133EMQX3	248789	1010	FFCB 0.59 02-17-26	02/22/2021	19,912,800.00	.590	02/17/2026	20,000,000.00	.679	1784
48128G2M1	248661	1030	JPM 0.83 02-24-26 MTN	02/24/2021	4,992,500.00	.830	02/24/2026	5,000,000.00	.861	1791
58933YAY1	248711	1030	MRK 0 3-4 02-24-26	02/24/2021	9,975,500.00	.750	02/24/2026	10,000,000.00	.800	1791
3130AL6G4	248592	1010	FHLB 0.6 02-25-26	02/25/2021	12,198,780.00	.600	02/25/2026	12,200,000.00	.602	1792
3130ALD27	248709	1010	FHLB 0.65 02-25-26	02/25/2021	25,000,000.00	.650	02/25/2026	25,000,000.00	.650	1792
3130ALCU6	248712	1010	FHLB 0.7 02-25-26	02/25/2021	19,992,000.00	.700	02/25/2026	20,000,000.00	.708	1792
3130ALGA6	248817	1010	FHLB 0.7 02-25-26 0001	02/25/2021	9,991,500.00	.700	02/25/2026	10,000,000.00	.717	1792
3130AKZ41	248525	1010	FHLB 0.56 02-26-26	02/26/2021	20,000,000.00	.560	02/26/2026	20,000,000.00	.560	1793
3130AL7F5	248594	1010	FHLB 0.35 2-26-26	02/26/2021	15,000,000.00	.350	02/26/2026	15,000,000.00	.350	1793
3130AKZ82	248815	1010	FHLB 0.58 02-26-26	02/26/2021	5,425,475.00	.580	02/26/2026	5,450,000.00	.672	1793
3130ALEK6	248816	1010	FHLB 0.78 02-26-26	02/26/2021	14,988,750.00	.780	02/26/2026	15,000,000.00	.795	1793
3130ALGR9	249256	1010	FHLB 0.85 02-26-26	03/19/2021	14,902,500.00	.850	02/26/2026	15,000,000.00	.985	1793
91282CBQ3	248788	1020	WIT 0 1-2 02-28-26	03/01/2021	19,921,302.60	.500	02/28/2026	20,000,000.00	.580	1795
91282CBQ3	248813	1020	WIT 0 1-2 02-28-26	03/01/2021	29,848,111.20	.500	02/28/2026	30,000,000.00	.603	1795
91282CBQ3	248887	1020	WIT 0 1-2 02-28-26	03/01/2021	19,882,083.00	.500	02/28/2026	20,000,000.00	.620	1795
91282CBQ3	248929	1020	T 0 1-2 02-28-26	03/01/2021	9,870,312.50	.500	02/28/2026	10,000,000.00	.765	1795
91282CBQ3	248930	1020	T 0 1-2 02-28-26	03/01/2021	14,767,968.75	.500	02/28/2026	15,000,000.00	.817	1795
91282CBQ3	248931	1020	T 0 1-2 02-28-26	03/01/2021	24,718,750.00	.500	02/28/2026	25,000,000.00	.730	1795
91282CBQ3	248932	1020	T 0 1-2 02-28-26	03/01/2021	24,773,437.50	.500	02/28/2026	25,000,000.00	.685	1795
91282CBQ3	249246	1020	T 0 1-2 02-28-26	03/19/2021	19,644,531.25	.500	02/28/2026	20,000,000.00	.868	1795
478160BY9	248937	1030	JNJ 2.45 03-01-26	03/01/2021	5,369,000.00	2.450	03/01/2026	5,000,000.00	.936	1796
478160BY9	248967	1030	JNJ 2.45 03-01-26	03/02/2021	5,352,100.00	2.450	03/01/2026	5,000,000.00	1.002	1796
30231GAT9	249051	1030	XOM 3.043 03-01-26	03/08/2021	5,440,050.00	3.043	03/01/2026	5,000,000.00	1.216	1796
30231GAT9	249052	1030	XOM 3.043 03-01-26	03/08/2021	5,425,000.00	3.043	03/01/2026	5,000,000.00	1.276	1796



Run Date: 4/5/2021 4:53:48 AM

Investments Outstanding As Of Date: 3/31/2021

INVENTORY BY MATURITY REPORT

CUSIP	Investment #	Fund	Issuer	Purchase Date	Current Book	Current Rate	Maturity Date	Current Par	YTM	Days to Maturity
3130ALDG6	248710	1010	FHLB 0.66 03-09-26	03/09/2021	20,000,000.00	.660	03/09/2026	20,000,000.00	.660	1804
3133EMSU7	249008	1010	FFCB 0.8 03-09-26	03/09/2021	10,000,000.00	.800	03/09/2026	10,000,000.00	.800	1804
3130ALGS7	248851	1010	FHLB 0.85 03-10-26	03/10/2021	8,249,175.00	.850	03/10/2026	8,250,000.00	.852	1805
084670BS6	249089	1030	BRK 3 1-8 03-15-26	03/15/2021	3,799,747.25	3.125	03/15/2026	3,500,000.00	1.348	1810
3130ALGJ7	248850	1010	FHLB 1 03-23-26	03/23/2021	15,000,000.00	1.000	03/23/2026	15,000,000.00	1.000	1818
3130ALJC9	248934	1010	FHLB 0.85 03-24-26	03/24/2021	24,995,000.00	.850	03/24/2026	25,000,000.00	.854	1819
3130ALN42	249070	1010	FHLB 1 03-30-26 0001	03/30/2021	15,000,000.00	1.000	03/30/2026	15,000,000.00	1.000	1825
91282CBT7	249391	1020	T 0 3-4 03-31-26	03/31/2021	39,659,375.00	.750	03/31/2026	40,000,000.00	.925	1826
677522U85	244123	1010	OPFC Veterans Compensation	02/05/2020	945,000.00	2.063	04/01/2026	945,000.00	2.063	1827
912833LZ1	181172	2000	US TREASURY STRIP	05/31/2007	19,017.50	.000	05/15/2026	50,000.00	5.165	1871
912833LZ1	181420	2000	US TREASURY STRIP	06/26/2007	18,312.00	.000	05/15/2026	50,000.00	5.390	1871
912833LZ1	181561	2000	US TREASURY STRIP	07/06/2007	18,763.50	.000	05/15/2026	50,000.00	5.265	1871
912833LZ1	181867	2000	US TREASURY STRIP	07/30/2007	38,682.00	.000	05/15/2026	100,000.00	5.118	1871
912833LZ1	186339	2010	US TREASURY STRIP	05/22/2008	3,186,689.50	.000	05/15/2026	7,538,000.00	4.846	1871
912833LZ1	186425	2000	US TREASURY STRIP	05/27/2008	21,435.50	.000	05/15/2026	50,000.00	4.770	1871
912833LZ1	186670	2000	US TREASURY STRIP	06/09/2008	10,521.50	.000	05/15/2026	25,000.00	4.885	1871
912833LZ1	187233	2000	US TREASURY STRIP	07/11/2008	4,375.40	.000	05/15/2026	10,000.00	4.686	1871
912833LZ1	192223	2000	US TREASURY STRIP	05/13/2009	69,570.00	.000	05/15/2026	150,000.00	4.569	1871
912833LZ1	193240	2000	US TREASURY STRIP	08/18/2009	22,818.09	.000	05/15/2026	50,000.00	4.741	1871
912833LZ1	197107	2000	US TREASURY STRIP	05/11/2010	152,333.53	.000	05/15/2026	306,000.00	4.404	1871
912833LZ1	197200	2000	US TREASURY STRIP	05/14/2010	12,415.50	.000	05/15/2026	25,000.00	4.422	1871
912833LZ1	198380	2000	US TREASURY STRIP	06/30/2010	26,638.50	.000	05/15/2026	50,000.00	4.006	1871
912833LZ1	198709	2000	US TREASURY STRIP	07/13/2010	52,800.00	.000	05/15/2026	100,000.00	4.073	1871
912833LZ1	205480	2000	US TREASURY STRIP	05/09/2011	53,069.00	.000	05/15/2026	100,000.00	4.264	1871
912833LZ1	206125	2000	US TREASURY STRIP	06/13/2011	54,735.00	.000	05/15/2026	100,000.00	4.080	1871
912833LZ1	206329	2000	US TREASURY STRIP	06/23/2011	27,378.00	.000	05/15/2026	50,000.00	4.085	1871
912833LZ1	206377	2000	US TREASURY STRIP	06/27/2011	27,336.00	.000	05/15/2026	50,000.00	4.098	1871
912833LZ1	210184	2000	US TREASURY STRIP	05/16/2012	34,813.50	.000	05/15/2026	50,000.00	2.603	1871
912833LZ1	210399	2000	US TREASURY STRIP	06/06/2012	37,100.50	.000	05/15/2026	50,000.00	2.152	1871
912833LZ1	210605	2000	US TREASURY STRIP	06/25/2012	35,983.00	.000	05/15/2026	50,000.00	2.383	1871
912833LZ1	214711	2000	US TREASURY STRIP	06/17/2013	34,742.00	.000	05/15/2026	50,000.00	2.840	1871
912833LZ1	218188	2000	US TREASURY STRIP	06/26/2014	35,096.50	.000	05/15/2026	50,000.00	3.000	1871
912833LZ1	218214	2000	US TREASURY STRIP	06/27/2014	34,972.00	.000	05/15/2026	50,000.00	3.031	1871



Run Date: 4/5/2021 4:53:48 AM

Investments Outstanding As Of Date: 3/31/2021

INVENTORY BY MATURITY REPORT

CUSIP	Investment #	Fund	Issuer	Purchase Date	Current Book	Current Rate	Maturity Date	Current Par	YTM	Days to Maturity
912833LZ1	218584	2000	US TREASURY STRIP	07/31/2014	35,898.00	.000	05/15/2026	50,000.00	2.830	1871
912833LZ1	222625	2000	US TREASURY STRIP	05/21/2015	190,472.50	.000	05/15/2026	250,000.00	2.491	1871
912833LZ1	226879	2000	US TREASURY STRI ZERO-% 5	05/26/2016	98,467.20	.000	05/15/2026	120,000.00	1.993	1871
912833LZ1	227318	2000	US TREASURY STRI ZERO-% 5	07/15/2016	42,705.50	.000	05/15/2026	50,000.00	1.610	1871
912833LZ1	227502	2000	US TREASURY STRI ZERO-% 5	07/29/2016	33,887.60	.000	05/15/2026	40,000.00	1.700	1871
912833LZ1	227674	2000	US TREASURY STRI ZERO-% 5	08/12/2016	84,773.00	.000	05/15/2026	100,000.00	1.700	1871
912833LZ1	231308	2000	S 0 05-15-26	05/11/2017	32,076.40	.000	05/15/2026	40,000.00	2.465	1871
912833LZ1	231596	2000	S 0 05-15-26	06/02/2017	32,552.40	.000	05/15/2026	40,000.00	2.315	1871
912833LZ1	237035	2000	S 0 05-15-26	06/14/2018	31,647.20	.000	05/15/2026	40,000.00	2.980	1871
912833LZ1	237320	2000	S 0 05-15-26	07/06/2018	31,968.40	.000	05/15/2026	40,000.00	2.872	1871
912833LZ1	237412	2000	S 0 05-15-26	07/12/2018	31,979.60	.000	05/15/2026	40,000.00	2.874	1871
912833LZ1	241259	2000	S 0 05-15-26	05/09/2019	33,787.60	.000	05/15/2026	40,000.00	2.420	1871
912833LZ1	241683	2000	S 0 05-15-26	06/21/2019	34,944.00	.000	05/15/2026	40,000.00	1.968	1871
912833LZ1	241908	2000	S 0 05-15-26	07/11/2019	35,012.40	.000	05/15/2026	40,000.00	1.955	1871
912833LZ1	242039	2000	S 0 05-15-26	07/22/2019	218,510.00	.000	05/15/2026	250,000.00	1.985	1871
912833LZ1	242102	2000	S 0 05-15-26	07/26/2019	35,139.60	.000	05/15/2026	40,000.00	1.913	1871
912833LZ1	245848	2000	S 0 05-15-26	05/18/2020	38,851.20	.000	05/15/2026	40,000.00	.487	1871
912833LZ1	246028	2000	S 0 05-15-26	06/12/2020	38,618.80	.000	05/15/2026	40,000.00	.594	1871
912833LZ1	246090	2000	S 0 05-15-26	06/19/2020	38,775.60	.000	05/15/2026	40,000.00	.527	1871
912833LZ1	246253	2000	S 0 05-15-26	07/16/2020	38,988.00	.000	05/15/2026	40,000.00	.440	1871
912833LZ1	246277	2000	S 0 05-15-26	07/16/2020	38,988.00	.000	05/15/2026	40,000.00	.440	1871
912833LZ1	246318	2000	S 0 05-15-26	07/20/2020	39,000.80	.000	05/15/2026	40,000.00	.435	1871
912833PA2	178592	2000	US TREASURY STRIP	10/26/2006	51,376.02	.000	08/15/2026	138,000.00	5.052	1963
912833PA2	182226	2000	US TREASURY STRIP	08/28/2007	38,478.00	.000	08/15/2026	100,000.00	5.100	1963
912833PA2	182557	2000	US TREASURY STRIP	09/25/2007	38,190.00	.000	08/15/2026	100,000.00	5.162	1963
912833PA2	182762	2000	US TREASURY STRIP	10/05/2007	39,670.00	.000	08/15/2026	100,000.00	4.963	1963
912833PA2	188073	2000	US TREASURY STRIP	09/15/2008	22,725.00	.000	08/15/2026	50,000.00	4.450	1963
912833PA2	188168	2010	US TREASURY STRIP	09/22/2008	269,706.24	.000	08/15/2026	576,000.00	4.285	1963
912833PA2	193259	2000	US TREASURY STRIP	08/18/2009	45,523.25	.000	08/15/2026	100,000.00	4.685	1963
912833PA2	199565	2000	US TREASURY STRIP	08/13/2010	26,882.00	.000	08/15/2026	50,000.00	3.915	1963
912833PA2	200629	2000	US TREASURY STRIP	09/24/2010	55,583.00	.000	08/15/2026	100,000.00	3.730	1963
912833PA2	207496	2000	US TREASURY STRIP	09/23/2011	32,702.00	.000	08/15/2026	50,000.00	2.871	1963
912833PA2	207866	2000	US TREASURY STRIP	10/31/2011	63,816.00	.000	08/15/2026	100,000.00	3.060	1963





Run Date: 4/5/2021 4:53:48 AM

Investments Outstanding As Of Date: 3/31/2021

INVENTORY BY MATURITY REPORT

CUSIP	Investment #	Fund	Issuer	Purchase Date	Current Book	Current Rate	Maturity Date	Current Par	YTM	Days to Maturity
912833PA2	207919	2000	US TREASURY STRIP	11/03/2011	31,800.00	.000	08/15/2026	50,000.00	3.085	1963
912833PA2	211245	2000	US TREASURY STRIP	08/17/2012	35,713.50	.000	08/15/2026	50,000.00	2.419	1963
912833PA2	211305	2000	US TREASURY STRIP	08/22/2012	70,279.00	.000	08/15/2026	100,000.00	2.539	1963
912833PA2	215300	2000	US TREASURY STRIP	08/16/2013	32,384.00	.000	08/15/2026	50,000.00	3.370	1963
912833PA2	215623	2000	US TREASURY STRIP	09/26/2013	32,573.00	.000	08/15/2026	50,000.00	3.353	1963
912833PA2	215887	2000	US TREASURY STRIP	11/01/2013	66,885.00	.000	08/15/2026	100,000.00	3.170	1963
912833PA2	218842	2000	US TREASURY STRIP	08/28/2014	288,496.00	.000	08/15/2026	400,000.00	2.750	1963
912833PA2	219034	2000	US TREASURY STRIP	09/18/2014	70,600.00	.000	08/15/2026	100,000.00	2.945	1963
912833PA2	219295	2000	US TREASURY STRIP	10/17/2014	29,502.80	.000	08/15/2026	40,000.00	2.590	1963
912833PA2	224334	2000	USTREASURYSTRIP	10/08/2015	78,356.00	.000	08/15/2026	100,000.00	2.260	1963
912833PA2	224488	2000	USTREASURYSTRIP	10/22/2015	78,255.00	.000	08/15/2026	100,000.00	2.280	1963
912833PA2	224566	2000	USTREASURYSTRIP	10/29/2015	31,222.80	.000	08/15/2026	40,000.00	2.308	1963
912833PA2	228078	2000	US TREASURY STRI ZERO-% 8	09/23/2016	41,835.50	.000	08/15/2026	50,000.00	1.810	1963
912833PA2	228290	2000	US TREASURY STRI ZERO-% 8	10/14/2016	207,565.00	.000	08/15/2026	250,000.00	1.900	1963
912833PA2	234133	2000	S 0 08-15-26	10/26/2017	32,393.60	.000	08/15/2026	40,000.00	2.410	1963
912833PA2	234157	2000	S 0 08-15-26	10/26/2017	40,492.00	.000	08/15/2026	50,000.00	2.410	1963
912833PA2	234192	2000	S 0 08-15-26	10/27/2017	20,212.25	.000	08/15/2026	25,000.00	2.430	1963
912833PA2	237894	2000	S 0 08-15-26	08/23/2018	95,823.60	.000	08/15/2026	120,000.00	2.840	1963
912833PA2	237922	2000	S 0 08-15-26	08/23/2018	31,966.00	.000	08/15/2026	40,000.00	2.830	1963
912833PA2	237935	2000	S 0 08-15-26	08/23/2018	199,660.00	.000	08/15/2026	250,000.00	2.838	1963
912833PA2	238212	2000	S 0 08-15-26	09/13/2018	31,758.40	.000	08/15/2026	40,000.00	2.934	1963
912833PA2	238687	2000	S 0 08-15-26	10/25/2018	312,552.00	.000	08/15/2026	400,000.00	3.185	1963
912833PA2	242343	2000	S 0 08-15-26	08/19/2019	22,442.50	.000	08/15/2026	25,000.00	1.550	1963
912833PA2	242585	2000	S 0 08-15-26	09/06/2019	90,565.00	.000	08/15/2026	100,000.00	1.433	1963
912833PA2	242665	2000	S 0 08-15-26	09/12/2019	71,687.20	.000	08/15/2026	80,000.00	1.591	1963
912833PA2	242802	2000	S 0 08-15-26	09/23/2019	221,825.00	.000	08/15/2026	250,000.00	1.742	1963
912833PA2	246480	2000	S 0 08-15-26	08/10/2020	39,108.80	.000	08/15/2026	40,000.00	.375	1963
912833PA2	246785	2000	US Treasury Strip 08,15,2026	09/18/2020	78,050.70	.000	08/15/2026	80,000.00	.418	1963
912833PA2	247005	2000	S 0 08-15-26	10/13/2020	38,836.80	.000	08/15/2026	40,000.00	.506	1963
912833PA2	247132	2000	S 0 08-15-26	10/22/2020	38,865.26	.000	08/15/2026	40,000.00	.495	1963
912833PB0	183736	2000	US TREASURY STRIP	12/05/2007	21,105.00	.000	11/15/2026	50,000.00	4.605	2055
912833PB0	183943	2000	US TREASURY STRIP	12/19/2007	42,689.00	.000	11/15/2026	100,000.00	4.553	2055
912833PB0	184233	2000	US TREASURY STRIP	01/10/2008	64,200.00	.000	11/15/2026	150,000.00	4.554	2055



Run Date: 4/5/2021 4:53:48 AM

Investments Outstanding As Of Date: 3/31/2021

INVENTORY BY MATURITY REPORT

CUSIP	Investment #	Fund	Issuer	Purchase Date	Current Book	Current Rate	Maturity Date	Current Par	YTM	Days to Maturity
912833PBO	189220	2000	US TREASURY STRIP	11/21/2008	44,605.00	.000	11/15/2026	100,000.00	4.540	2055
912833PBO	189267	2000	US TREASURY STRIP	11/21/2008	2,250.00	.000	11/15/2026	5,000.00	4.490	2055
912833PBO	189965	2000	US TREASURY STRIP	01/12/2009	132,050.00	.000	11/15/2026	250,000.00	3.610	2055
912833PBO	190254	2000	US TREASURY STRIP	02/04/2009	49,718.00	.000	11/15/2026	100,000.00	3.970	2055
912833PBO	194199	2000	US TREASURY STRIP	11/24/2009	46,951.00	.000	11/15/2026	100,000.00	4.504	2055
912833PBO	194732	2000	US TREASURY STRIP	01/28/2010	23,034.00	.000	11/15/2026	50,000.00	4.668	2055
912833PBO	201938	2000	US TREASURY STRIP	11/17/2010	26,084.00	.000	11/15/2026	50,000.00	4.110	2055
912833PBO	202153	2000	US TREASURY STRIP	11/24/2010	25,675.00	.000	11/15/2026	50,000.00	4.216	2055
912833PBO	203393	2000	US TREASURY STRIP	01/31/2011	48,751.00	.000	11/15/2026	100,000.00	4.603	2055
912833PBO	212195	2000	US TREASURY STRIP	11/30/2012	108,349.50	.000	11/15/2026	150,000.00	2.344	2055
912833PBO	212325	2000	US TREASURY STRIP	12/13/2012	253,270.50	.000	11/15/2026	350,000.00	2.337	2055
912833PBO	212654	2000	US TREASURY STRIP	01/17/2013	35,098.00	.000	11/15/2026	50,000.00	2.576	2055
912833PBO	216074	2000	US TREASURY STRIP	11/21/2013	32,461.00	.000	11/15/2026	50,000.00	3.355	2055
912833PBO	216419	2000	US TREASURY STRIP	01/09/2014	63,370.00	.000	11/15/2026	100,000.00	3.582	2055
912833PBO	219700	2000	US TREASURY STRIP	11/20/2014	180,460.00	.000	11/15/2026	250,000.00	2.738	2055
912833PBO	220249	2000	US TREASURY STRIP	01/09/2015	38,582.00	.000	11/15/2026	50,000.00	2.200	2055
912833PBO	220351	2000	US TREASURY STRIP	01/20/2015	77,161.00	.000	11/15/2026	100,000.00	2.206	2055
912833PBO	220437	2000	US TREASURY STRIP	01/26/2015	78,333.00	.000	11/15/2026	100,000.00	2.080	2055
912833PBO	220458	2000	US TREASURY STRIP	01/26/2015	39,050.50	.000	11/15/2026	50,000.00	2.105	2055
912833PBO	220477	2000	US TREASURY STRIP	01/26/2015	31,245.60	.000	11/15/2026	40,000.00	2.104	2055
912833PBO	220506	2000	US TREASURY STRIP	01/27/2015	195,617.50	.000	11/15/2026	250,000.00	2.090	2055
912833PBO	220610	2000	US TREASURY STRIP	01/29/2015	194,397.50	.000	11/15/2026	250,000.00	2.145	2055
912833PBO	225024	2000	USTREASURYSTRIP	12/24/2015	191,855.00	.000	11/15/2026	250,000.00	2.445	2055
912833PBO	225346	2000	USTREASURYSTRIP	02/04/2016	78,798.00	.000	11/15/2026	100,000.00	2.223	2055
912833PBO	228575	2000	US TREASURY STRI ZERO-% 1	11/14/2016	15,578.29	.000	11/15/2026	19,000.00	1.995	2055
912833PBO	229121	2000	S 0 11-15-26	01/12/2017	15,556.20	.000	11/15/2026	20,000.00	2.570	2055
912833PBO	229123	2000	S 0 11-15-26	01/12/2017	15,556.20	.000	11/15/2026	20,000.00	2.570	2055
912833PBO	229263	2000	S 0 11-15-26	01/26/2017	194,175.00	.000	11/15/2026	250,000.00	2.595	2055
912833PBO	229409	2000	S 0 11-15-26	02/02/2017	30,918.80	.000	11/15/2026	40,000.00	2.650	2055
912833PBO	234361	2000	S 0 11-15-26	11/16/2017	80,325.00	.000	11/15/2026	100,000.00	2.450	2055
912833PBO	234934	2000	S 0 11-15-26	01/25/2018	31,560.00	.000	11/15/2026	40,000.00	2.710	2055
912833PBO	235060	2000	S 0 11-15-26	02/02/2018	31,442.40	.000	11/15/2026	40,000.00	2.760	2055
912833PBO	243387	2000	S 0 11-15-26	11/15/2019	34,993.60	.000	11/15/2026	40,000.00	1.919	2055



Run Date: 4/5/2021 4:53:48 AM

Investments Outstanding As Of Date: 3/31/2021

INVENTORY BY MATURITY REPORT

CUSIP	Investment #	Fund	Issuer	Purchase Date	Current Book	Current Rate	Maturity Date	Current Par	YTM	Days to Maturity
912833PB0	243630	2000	S 0 11-15-26	12/09/2019	35,496.40	.000	11/15/2026	40,000.00	1.730	2055
912833PB0	243723	2000	S 0 11-15-26	12/16/2019	35,290.00	.000	11/15/2026	40,000.00	1.820	2055
912833PB0	247330	2000	S 0 11-15-26	11/06/2020	38,593.60	.000	11/15/2026	40,000.00	.595	2055
912833PB0	247470	2000	S 0 11-15-26	11/19/2020	77,080.00	.000	11/15/2026	80,000.00	.622	2055
912833PB0	247635	2000	S 0 11-15-26	12/03/2020	38,672.40	.000	11/15/2026	40,000.00	.568	2055
912833PB0	247787	2000	S 0 11-15-26	12/14/2020	38,578.88	.000	11/15/2026	40,000.00	.612	2055
912833PB0	247847	2000	S 0 11-15-26	12/17/2020	38,722.00	.000	11/15/2026	40,000.00	.550	2055
912833PC8	184844	2000	US TREASURY STRIP	02/28/2008	3,992.97	.000	02/15/2027	10,000.00	4.900	2147
912833PC8	185234	2000	US TREASURY STRIP	03/27/2008	4,350.00	.000	02/15/2027	10,000.00	4.456	2147
912833PC8	185277	2000	US TREASURY STRIP	03/28/2008	21,736.50	.000	02/15/2027	50,000.00	4.460	2147
912833PC8	185603	2000	US TREASURY STRIP	04/16/2008	21,628.00	.000	02/15/2027	50,000.00	4.500	2147
912803BK8	185625	2000	US TREASURY STRIP (P)	04/16/2008	4,360.00	.000	02/15/2027	10,000.00	4.457	2147
912833PC8	185889	2000	US TREASURY STRIP	04/28/2008	10,477.25	.000	02/15/2027	25,000.00	4.680	2147
912833PC8	190603	2000	US TREASURY STRIP	02/27/2009	24,864.00	.000	02/15/2027	50,000.00	3.926	2147
912833PC8	190836	2000	US TREASURY STRIP	03/20/2009	24,427.50	.000	02/15/2027	50,000.00	4.040	2147
912833PC8	190960	2000	US TREASURY STRIP	03/30/2009	49,194.00	.000	02/15/2027	100,000.00	4.007	2147
912833PC8	191126	2000	US TREASURY STRIP	04/13/2009	2,550.00	.000	02/15/2027	5,000.00	3.810	2147
912833PC8	191217	2000	US TREASURY STRIP	04/16/2009	24,411.50	.000	02/15/2027	50,000.00	4.061	2147
912833PC8	191864	2000	US TREASURY STRIP	04/24/2009	24,565.00	.000	02/15/2027	50,000.00	4.030	2147
912833PC8	194863	2000	US TREASURY STRIP	02/08/2010	44,608.00	.000	02/15/2027	100,000.00	4.800	2147
912833PC8	195187	2000	US TREASURY STRIP	03/03/2010	22,413.00	.000	02/15/2027	50,000.00	4.789	2147
912833PC8	195394	2000	US TREASURY STRIP	03/12/2010	44,414.00	.000	02/15/2027	100,000.00	4.852	2147
912833PC8	195863	2000	US TREASURY STRIP	04/08/2010	21,881.50	.000	02/15/2027	50,000.00	4.963	2147
912833PC8	196888	2000	US TREASURY STRIP	04/30/2010	22,895.50	.000	02/15/2027	50,000.00	4.705	2147
912833PC8	203862	2000	US TREASURY STRIP	02/28/2011	24,078.50	.000	02/15/2027	50,000.00	4.630	2147
912833PC8	204509	2000	US TREASURY STRIP	04/12/2011	47,823.00	.000	02/15/2027	100,000.00	4.710	2147
912833PC8	205422	2000	US TREASURY STRIP	05/05/2011	50,336.00	.000	02/15/2027	100,000.00	4.397	2147
912833PC8	208705	2000	US TREASURY STRIP	02/16/2012	32,467.00	.000	02/15/2027	50,000.00	2.900	2147
912833PC8	208876	2000	US TREASURY STRIP	03/05/2012	65,416.00	.000	02/15/2027	100,000.00	2.859	2147
912833PC8	209015	2000	US TREASURY STRIP	03/19/2012	30,964.00	.000	02/15/2027	50,000.00	3.240	2147
912833PC8	209140	2000	US TREASURY STRIP	04/05/2012	31,497.00	.000	02/15/2027	50,000.00	3.134	2147
912833PC8	209932	2000	US TREASURY STRIP	04/30/2012	32,691.00	.000	02/15/2027	50,000.00	2.893	2147
912833PC8	213292	2000	US TREASURY STRIP	03/25/2013	34,351.00	.000	02/15/2027	50,000.00	2.720	2147



Run Date: 4/5/2021 4:53:48 AM

Investments Outstanding As Of Date: 3/31/2021

INVENTORY BY MATURITY REPORT

CUSIP	Investment #	Fund	Issuer	Purchase Date	Current Book	Current Rate	Maturity Date	Current Par	YTM	Days to Maturity
912833PC8	213364	2000	US TREASURY STRIP	03/28/2013	68,896.00	.000	02/15/2027	100,000.00	2.701	2147
912833PC8	213441	2000	US TREASURY STRIP	04/04/2013	34,935.00	.000	02/15/2027	50,000.00	2.602	2147
912833PC8	213508	2000	US TREASURY STRIP	04/12/2013	71,292.00	.000	02/15/2027	100,000.00	2.459	2147
912833PC8	214260	2000	US TREASURY STRIP	05/02/2013	72,161.00	.000	02/15/2027	100,000.00	2.380	2147
912833PC8	216914	2000	US TREASURY STRIP	03/21/2014	165,117.50	.000	02/15/2027	250,000.00	3.240	2147
912833PC8	220879	2000	US TREASURY STRIP	02/13/2015	30,468.80	.000	02/15/2027	40,000.00	2.280	2147
912833PC8	222353	2000	US TREASURY STRIP	04/30/2015	30,685.60	.000	02/15/2027	40,000.00	2.260	2147
912833PC8	225719	2000	USTREASURYSTRIP	03/17/2016	31,520.00	.000	02/15/2027	40,000.00	2.195	2147
912833PC8	225753	2000	USTREASURYSTRIP	03/17/2016	14,388.48	.000	02/15/2027	18,250.00	2.190	2147
912833PC8	229661	2000	S 0 02-15-27	02/24/2017	40,029.60	.000	02/15/2027	52,000.00	2.640	2147
912833PC8	230021	2000	S 0 02-15-27	03/24/2017	309,256.00	.000	02/15/2027	400,000.00	2.616	2147
912833PC8	230117	2000	S 0 02-15-27	03/30/2017	194,655.00	.000	02/15/2027	250,000.00	2.549	2147
912833PC8	230238	2000	S 0 02-15-27	04/06/2017	39,096.50	.000	02/15/2027	50,000.00	2.510	2147
912833PC8	230333	2000	S 0 02-15-27	04/17/2017	31,483.60	.000	02/15/2027	40,000.00	2.450	2147
912833PC8	230992	2000	S 0 02-15-27	04/28/2017	196,920.00	.000	02/15/2027	250,000.00	2.450	2147
912833PC8	235201	2000	S 0 02-15-27	02/15/2018	30,869.20	.000	02/15/2027	40,000.00	2.900	2147
912833PC8	235370	2000	S 0 02-15-27	03/01/2018	30,930.80	.000	02/15/2027	40,000.00	2.890	2147
912833PC8	235395	2000	S 0 02-15-27	03/01/2018	30,882.00	.000	02/15/2027	40,000.00	2.908	2147
912833PC8	235455	2000	S 0 02-15-27	03/05/2018	154,022.00	.000	02/15/2027	200,000.00	2.940	2147
912833PC8	235528	2000	S 0 02-15-27	03/08/2018	30,928.00	.000	02/15/2027	40,000.00	2.897	2147
912833PC8	236310	2000	S 0 02-15-27	04/26/2018	30,719.60	.000	02/15/2027	40,000.00	3.020	2147
912833PC8	244737	2000	S 0 02-15-27	03/19/2020	38,205.20	.000	02/15/2027	40,000.00	.666	2147
912833PC8	244840	2000	S 0 02-15-27	04/02/2020	24,074.25	.000	02/15/2027	25,000.00	.550	2147
912833PC8	249113	2000	S 0 02-15-27	03/12/2021	37,447.20	.000	02/15/2027	40,000.00	1.115	2147
912833PC8	249158	2000	S 0 02-15-27	03/12/2021	74,894.40	.000	02/15/2027	80,000.00	1.115	2147
912833PD6	186340	2010	US TREASURY STRIP	05/22/2008	3,045,578.14	.000	05/15/2027	7,538,000.00	4.832	2236
912833PD6	186426	2000	US TREASURY STRIP	05/27/2008	20,372.50	.000	05/15/2027	50,000.00	4.790	2236
912833PD6	186671	2000	US TREASURY STRIP	06/09/2008	9,998.00	.000	05/15/2027	25,000.00	4.900	2236
912833PD6	187234	2000	US TREASURY STRIP	07/11/2008	4,164.30	.000	05/15/2027	10,000.00	4.703	2236
912833PD6	192222	2000	US TREASURY STRIP	05/13/2009	66,435.00	.000	05/15/2027	150,000.00	4.575	2236
912833PD6	193241	2000	US TREASURY STRIP	08/18/2009	21,864.33	.000	05/15/2027	50,000.00	4.717	2236
912833PD6	197109	2000	US TREASURY STRIP	05/11/2010	144,946.69	.000	05/15/2027	306,000.00	4.441	2236
912833PD6	197201	2000	US TREASURY STRIP	05/14/2010	11,795.50	.000	05/15/2027	25,000.00	4.467	2236



Run Date: 4/5/2021 4:53:48 AM

Investments Outstanding As Of Date: 3/31/2021

INVENTORY BY MATURITY REPORT

CUSIP	Investment #	Fund	Issuer	Purchase Date	Current Book	Current Rate	Maturity Date	Current Par	YTM	Days to Maturity
912833PD6	198381	2000	US TREASURY STRIP	06/30/2010	25,454.50	.000	05/15/2027	50,000.00	4.041	2236
912833PD6	198710	2000	US TREASURY STRIP	07/13/2010	50,450.00	.000	05/15/2027	100,000.00	4.104	2236
912833PD6	205481	2000	US TREASURY STRIP	05/09/2011	50,215.00	.000	05/15/2027	100,000.00	4.347	2236
912833PD6	206126	2000	US TREASURY STRIP	06/13/2011	51,998.00	.000	05/15/2027	100,000.00	4.150	2236
912833PD6	206328	2000	US TREASURY STRIP	06/23/2011	25,947.00	.000	05/15/2027	50,000.00	4.170	2236
912833PD6	206378	2000	US TREASURY STRIP	06/27/2011	25,908.00	.000	05/15/2027	50,000.00	4.183	2236
912833PD6	210185	2000	US TREASURY STRIP	05/16/2012	33,482.00	.000	05/15/2027	50,000.00	2.692	2236
912833PD6	210400	2000	US TREASURY STRIP	06/06/2012	35,808.50	.000	05/15/2027	50,000.00	2.247	2236
912833PD6	210606	2000	US TREASURY STRIP	06/25/2012	34,692.00	.000	05/15/2027	50,000.00	2.470	2236
912833PD6	214712	2000	US TREASURY STRIP	06/17/2013	33,134.00	.000	05/15/2027	50,000.00	2.980	2236
912833PD6	218189	2000	US TREASURY STRIP	06/26/2014	33,701.00	.000	05/15/2027	50,000.00	3.085	2236
912833PD6	218222	2000	US TREASURY STRIP	06/27/2014	33,546.00	.000	05/15/2027	50,000.00	3.122	2236
912833PD6	218585	2000	US TREASURY STRIP	07/31/2014	34,509.50	.000	05/15/2027	50,000.00	2.920	2236
912833PD6	222627	2000	US TREASURY STRIP	05/21/2015	183,795.00	.000	05/15/2027	250,000.00	2.584	2236
912833PD6	226880	2000	US TREASURY STRI ZERO-% 5	05/26/2016	95,656.80	.000	05/15/2027	120,000.00	2.077	2236
912833PD6	227320	2000	US TREASURY STRI ZERO-% 5	07/15/2016	41,846.00	.000	05/15/2027	50,000.00	1.650	2236
912833PD6	227503	2000	US TREASURY STRI ZERO-% 5	07/29/2016	33,158.80	.000	05/15/2027	40,000.00	1.745	2236
912833PD6	227675	2000	US TREASURY STRI ZERO-% 5	08/12/2016	82,775.00	.000	05/15/2027	100,000.00	1.765	2236
912833PD6	231309	2000	S 0 05-15-27	05/11/2017	31,087.20	.000	05/15/2027	40,000.00	2.534	2236
912833PD6	231597	2000	S 0 05-15-27	06/02/2017	31,578.00	.000	05/15/2027	40,000.00	2.390	2236
912833PD6	237036	2000	S 0 05-15-27	06/14/2018	30,644.00	.000	05/15/2027	40,000.00	3.010	2236
912833PD6	237321	2000	S 0 05-15-27	07/06/2018	30,994.80	.000	05/15/2027	40,000.00	2.900	2236
912833PD6	237404	2000	S 0 05-15-27	07/12/2018	30,998.80	.000	05/15/2027	40,000.00	2.904	2236
912833PD6	241260	2000	S 0 05-15-27	05/09/2019	32,828.40	.000	05/15/2027	40,000.00	2.480	2236
912833PD6	241684	2000	S 0 05-15-27	06/21/2019	34,112.00	.000	05/15/2027	40,000.00	2.026	2236
912833PD6	241909	2000	S 0 05-15-27	07/11/2019	34,180.80	.000	05/15/2027	40,000.00	2.014	2236
912833PD6	242040	2000	S 0 05-15-27	07/22/2019	213,250.00	.000	05/15/2027	250,000.00	2.045	2236
912833PD6	242103	2000	S 0 05-15-27	07/26/2019	34,314.80	.000	05/15/2027	40,000.00	1.974	2236
912833PD6	245849	2000	S 0 05-15-27	05/18/2020	38,437.20	.000	05/15/2027	40,000.00	.571	2236
912833PD6	246029	2000	S 0 05-15-27	06/12/2020	38,108.00	.000	05/15/2027	40,000.00	.701	2236
912833PD6	246091	2000	S 0 05-15-27	06/19/2020	38,307.20	.000	05/15/2027	40,000.00	.627	2236
912833PD6	246254	2000	S 0 05-15-27	07/16/2020	38,553.20	.000	05/15/2027	40,000.00	.540	2236
912833PD6	246278	2000	S 0 05-15-27	07/16/2020	38,553.20	.000	05/15/2027	40,000.00	.540	2236



Run Date: 4/5/2021 4:53:48 AM

Investments Outstanding As Of Date: 3/31/2021

INVENTORY BY MATURITY REPORT

CUSIP	Investment #	Fund	Issuer	Purchase Date	Current Book	Current Rate	Maturity Date	Current Par	YTM	Days to Maturity
912833PD6	246319	2000	S 0 05-15-27	07/20/2020	38,581.60	.000	05/15/2027	40,000.00	.530	2236
912833PE4	178593	2000	US TREASURY STRIP	10/26/2006	49,154.22	.000	08/15/2027	138,000.00	5.024	2328
912833PE4	188074	2000	US TREASURY STRIP	09/15/2008	21,750.00	.000	08/15/2027	50,000.00	4.449	2328
912833PE4	188169	2010	US TREASURY STRIP	09/22/2008	256,982.40	.000	08/15/2027	576,000.00	4.317	2328
912833PE4	193260	2000	US TREASURY STRIP	08/18/2009	43,702.25	.000	08/15/2027	100,000.00	4.654	2328
912833PE4	199567	2000	US TREASURY STRIP	08/13/2010	25,602.50	.000	08/15/2027	50,000.00	3.975	2328
912833PE4	200630	2000	US TREASURY STRIP	09/24/2010	52,817.00	.000	08/15/2027	100,000.00	3.815	2328
912833PE4	207497	2000	US TREASURY STRIP	09/23/2011	31,345.50	.000	08/15/2027	50,000.00	2.960	2328
912833PE4	207867	2000	US TREASURY STRIP	10/31/2011	61,284.00	.000	08/15/2027	100,000.00	3.125	2328
912833PE4	207920	2000	US TREASURY STRIP	11/03/2011	30,555.00	.000	08/15/2027	50,000.00	3.145	2328
912833PE4	211246	2000	US TREASURY STRIP	08/17/2012	34,342.00	.000	08/15/2027	50,000.00	2.521	2328
912833PE4	211306	2000	US TREASURY STRIP	08/22/2012	67,512.00	.000	08/15/2027	100,000.00	2.640	2328
912833PE4	215301	2000	US TREASURY STRIP	08/16/2013	30,806.50	.000	08/15/2027	50,000.00	3.490	2328
912833PE4	215624	2000	US TREASURY STRIP	09/26/2013	31,071.50	.000	08/15/2027	50,000.00	3.456	2328
912833PE4	215888	2000	US TREASURY STRIP	11/01/2013	63,853.00	.000	08/15/2027	100,000.00	3.280	2328
912833PE4	218843	2000	US TREASURY STRIP	08/28/2014	277,688.00	.000	08/15/2027	400,000.00	2.835	2328
912833PE4	219035	2000	US TREASURY STRIP	09/18/2014	67,800.00	.000	08/15/2027	100,000.00	3.033	2328
912833PE4	219296	2000	US TREASURY STRIP	10/17/2014	28,463.20	.000	08/15/2027	40,000.00	2.670	2328
912833PE4	224335	2000	USTREASURYSTRIP	10/08/2015	75,811.00	.000	08/15/2027	100,000.00	2.350	2328
912833PE4	224489	2000	USTREASURYSTRIP	10/22/2015	75,613.00	.000	08/15/2027	100,000.00	2.380	2328
912833PE4	224567	2000	USTREASURYSTRIP	10/29/2015	30,164.80	.000	08/15/2027	40,000.00	2.407	2328
912833PE4	228079	2000	US TREASURY STRI ZERO-% 8	09/23/2016	40,735.00	.000	08/15/2027	50,000.00	1.890	2328
912833PE4	228291	2000	US TREASURY STRI ZERO-% 8	10/14/2016	202,042.50	.000	08/15/2027	250,000.00	1.975	2328
912833PE4	234134	2000	S 0 08-15-27	10/26/2017	31,474.00	.000	08/15/2027	40,000.00	2.460	2328
912833PE4	234158	2000	S 0 08-15-27	10/26/2017	39,361.50	.000	08/15/2027	50,000.00	2.455	2328
912833PE4	234193	2000	S 0 08-15-27	10/27/2017	19,634.50	.000	08/15/2027	25,000.00	2.480	2328
912833PE4	237895	2000	S 0 08-15-27	08/23/2018	92,829.60	.000	08/15/2027	120,000.00	2.880	2328
912833PE4	237923	2000	S 0 08-15-27	08/23/2018	30,943.20	.000	08/15/2027	40,000.00	2.880	2328
912833PE4	237936	2000	S 0 08-15-27	08/23/2018	193,395.00	.000	08/15/2027	250,000.00	2.880	2328
912833PE4	238213	2000	S 0 08-15-27	09/13/2018	30,754.80	.000	08/15/2027	40,000.00	2.968	2328
912833PE4	238686	2000	S 0 08-15-27	10/25/2018	301,572.00	.000	08/15/2027	400,000.00	3.233	2328
912833PE4	242344	2000	S 0 08-15-27	08/19/2019	22,046.25	.000	08/15/2027	25,000.00	1.580	2328
912833PE4	242573	2000	S 0 08-15-27	09/06/2019	89,043.00	.000	08/15/2027	100,000.00	1.467	2328



Run Date: 4/5/2021 4:53:48 AM

Investments Outstanding As Of Date: 3/31/2021

INVENTORY BY MATURITY REPORT

CUSIP	Investment #	Fund	Issuer	Purchase Date	Current Book	Current Rate	Maturity Date	Current Par	YTM	Days to Maturity
912833PE4	242666	2000	S 0 08-15-27	09/12/2019	70,367.20	.000	08/15/2027	80,000.00	1.626	2328
912833PE4	242803	2000	S 0 08-15-27	09/23/2019	217,430.00	.000	08/15/2027	250,000.00	1.776	2328
912833PE4	246481	2000	S 0 08-15-27	08/10/2020	38,756.00	.000	08/15/2027	40,000.00	.451	2328
912833PE4	246786	2000	US Treasury Strip 08,15,2027	09/18/2020	77,218.26	.000	08/15/2027	80,000.00	.513	2328
912833PE4	247006	2000	S 0 08-15-27	10/13/2020	38,373.20	.000	08/15/2027	40,000.00	.608	2328
912833PE4	247133	2000	S 0 08-15-27	10/22/2020	38,395.78	.000	08/15/2027	40,000.00	.601	2328
31364DKL9	152858	2000	FNMA STRIP	12/11/2001	488,018.16	.000	10/08/2027	2,617,000.00	6.610	2382
912833QB9	189221	2000	US TREASURY STRIP	11/21/2008	42,253.00	.000	11/15/2027	100,000.00	4.590	2420
912833QB9	189268	2000	US TREASURY STRIP	11/21/2008	2,150.00	.000	11/15/2027	5,000.00	4.496	2420
912833QB9	189966	2000	US TREASURY STRIP	01/12/2009	126,822.50	.000	11/15/2027	250,000.00	3.635	2420
912833QB9	190255	2000	US TREASURY STRIP	02/04/2009	47,103.00	.000	11/15/2027	100,000.00	4.050	2420
912833QB9	194200	2000	US TREASURY STRIP	11/24/2009	44,817.00	.000	11/15/2027	100,000.00	4.515	2420
912833QB9	194733	2000	US TREASURY STRIP	01/28/2010	21,877.50	.000	11/15/2027	50,000.00	4.699	2420
912833QB9	201939	2000	US TREASURY STRIP	11/17/2010	24,671.50	.000	11/15/2027	50,000.00	4.200	2420
912833QB9	202155	2000	US TREASURY STRIP	11/24/2010	24,284.50	.000	11/15/2027	50,000.00	4.300	2420
912833QB9	203394	2000	US TREASURY STRIP	01/31/2011	46,118.00	.000	11/15/2027	100,000.00	4.664	2420
912833QB9	212196	2000	US TREASURY STRIP	11/30/2012	104,304.00	.000	11/15/2027	150,000.00	2.444	2420
912833QB9	212326	2000	US TREASURY STRIP	12/13/2012	243,411.00	.000	11/15/2027	350,000.00	2.449	2420
912833QB9	212655	2000	US TREASURY STRIP	01/17/2013	33,669.50	.000	11/15/2027	50,000.00	2.685	2420
912833QB9	216075	2000	US TREASURY STRIP	11/21/2013	30,927.50	.000	11/15/2027	50,000.00	3.465	2420
912833QB9	216420	2000	US TREASURY STRIP	01/09/2014	60,349.00	.000	11/15/2027	100,000.00	3.680	2420
912833QB9	219695	2000	US TREASURY STRIP	11/20/2014	174,025.00	.000	11/15/2027	250,000.00	2.809	2420
912833QB9	220250	2000	US TREASURY STRIP	01/09/2015	37,508.00	.000	11/15/2027	50,000.00	2.250	2420
912833QB9	220352	2000	US TREASURY STRIP	01/20/2015	74,914.00	.000	11/15/2027	100,000.00	2.266	2420
912833QB9	220438	2000	US TREASURY STRIP	01/26/2015	76,148.00	.000	11/15/2027	100,000.00	2.140	2420
912833QB9	220459	2000	US TREASURY STRIP	01/26/2015	37,956.00	.000	11/15/2027	50,000.00	2.165	2420
912833QB9	220478	2000	US TREASURY STRIP	01/26/2015	30,374.40	.000	11/15/2027	40,000.00	2.162	2420
912833QB9	220507	2000	US TREASURY STRIP	01/27/2015	190,140.00	.000	11/15/2027	250,000.00	2.150	2420
912833QB9	220611	2000	US TREASURY STRIP	01/29/2015	188,975.00	.000	11/15/2027	250,000.00	2.200	2420
912833QB9	225025	2000	USTREASURYSTRI	12/24/2015	185,802.50	.000	11/15/2027	250,000.00	2.511	2420
912833QB9	225348	2000	USTREASURYSTRI	02/04/2016	76,466.00	.000	11/15/2027	100,000.00	2.291	2420
912833QB9	228576	2000	US TREASURY STRI ZERO-% 1	11/14/2016	14,327.10	.000	11/15/2027	18,000.00	2.085	2420
912833QB9	229125	2000	S 0 11-15-27	01/12/2017	15,067.00	.000	11/15/2027	20,000.00	2.630	2420



Run Date: 4/5/2021 4:53:48 AM

Investments Outstanding As Of Date: 3/31/2021

INVENTORY BY MATURITY REPORT

CUSIP	Investment #	Fund	Issuer	Purchase Date	Current Book	Current Rate	Maturity Date	Current Par	YTM	Days to Maturity
912833QB9	229126	2000	S 0 11-15-27	01/12/2017	15,067.00	.000	11/15/2027	20,000.00	2.630	2420
912833QB9	229264	2000	S 0 11-15-27	01/26/2017	188,025.00	.000	11/15/2027	250,000.00	2.655	2420
912833QB9	229410	2000	S 0 11-15-27	02/02/2017	29,924.00	.000	11/15/2027	40,000.00	2.710	2420
912833QB9	234362	2000	S 0 11-15-27	11/16/2017	78,006.00	.000	11/15/2027	100,000.00	2.500	2420
912833QB9	234951	2000	S 0 11-15-17	01/25/2018	30,632.80	.000	11/15/2027	40,000.00	2.740	2420
912833QB9	235061	2000	S 0 11-15-27	02/02/2018	30,533.20	.000	11/15/2027	40,000.00	2.780	2420
912833QB9	243388	2000	S 0 11-15-27	11/15/2019	34,231.20	.000	11/15/2027	40,000.00	1.956	2420
912833QB9	243631	2000	S 0 11-15-27	12/09/2019	34,780.80	.000	11/15/2027	40,000.00	1.770	2420
912833QB9	243724	2000	S 0 11-15-27	12/16/2019	34,574.80	.000	11/15/2027	40,000.00	1.850	2420
912833QB9	247331	2000	S 0 11-15-27	11/06/2020	38,017.60	.000	11/15/2027	40,000.00	.725	2420
912833QB9	247471	2000	S 0 11-15-27	11/19/2020	75,950.40	.000	11/15/2027	80,000.00	.745	2420
912833QB9	247636	2000	S 0 11-15-27	12/03/2020	38,110.00	.000	11/15/2027	40,000.00	.698	2420
912833QB9	247788	2000	S 0 11-15-27	12/14/2020	37,978.05	.000	11/15/2027	40,000.00	.751	2420
912833QB9	247848	2000	S 0 11-15-27	12/17/2020	38,127.20	.000	11/15/2027	40,000.00	.695	2420
31359YCX3	173965	2000	FNMA STRIP	12/14/2005	163,318.68	.000	01/15/2028	513,000.00	5.250	2481
912833RY8	184845	2000	US TREASURY STRIP	02/28/2008	3,811.70	.000	02/15/2028	10,000.00	4.890	2512
912833RY8	185235	2000	US TREASURY STRIP	03/27/2008	4,145.00	.000	02/15/2028	10,000.00	4.478	2512
912833RY8	185626	2000	US TREASURY STRIP	04/16/2008	4,125.00	.000	02/15/2028	10,000.00	4.515	2512
912833RY8	185890	2000	US TREASURY STRIP	04/28/2008	10,042.25	.000	02/15/2028	25,000.00	4.660	2512
912833RY8	190604	2000	US TREASURY STRIP	02/27/2009	24,675.00	.000	02/15/2028	50,000.00	3.758	2512
912833RY8	190835	2000	US TREASURY STRIP	03/20/2009	23,383.00	.000	02/15/2028	50,000.00	4.060	2512
912833RY8	190961	2000	US TREASURY STRIP	03/30/2009	47,190.00	.000	02/15/2028	100,000.00	4.017	2512
912833RY8	191127	2000	US TREASURY STRIP	04/13/2009	2,450.00	.000	02/15/2028	5,000.00	3.822	2512
912833RY8	191218	2000	US TREASURY STRIP	04/16/2009	23,318.00	.000	02/15/2028	50,000.00	4.091	2512
912833RY8	191865	2000	US TREASURY STRIP	04/24/2009	23,510.00	.000	02/15/2028	50,000.00	4.052	2512
912833RY8	194864	2000	US TREASURY STRIP	02/08/2010	42,392.00	.000	02/15/2028	100,000.00	4.820	2512
912833RY8	195188	2000	US TREASURY STRIP	03/03/2010	21,336.00	.000	02/15/2028	50,000.00	4.800	2512
912833RY8	195395	2000	US TREASURY STRIP	03/12/2010	42,132.00	.000	02/15/2028	100,000.00	4.879	2512
912833RY8	195864	2000	US TREASURY STRIP	04/08/2010	20,752.00	.000	02/15/2028	50,000.00	4.986	2512
912833RY8	196889	2000	US TREASURY STRIP	04/30/2010	21,770.00	.000	02/15/2028	50,000.00	4.727	2512
912833RY8	203863	2000	US TREASURY STRIP	02/28/2011	22,739.50	.000	02/15/2028	50,000.00	4.699	2512
912833RY8	204510	2000	US TREASURY STRIP	04/12/2011	45,348.00	.000	02/15/2028	100,000.00	4.750	2512
912833RY8	205423	2000	US TREASURY STRIP	05/05/2011	47,680.00	.000	02/15/2028	100,000.00	4.463	2512





Run Date: 4/5/2021 4:53:48 AM

Investments Outstanding As Of Date: 3/31/2021

INVENTORY BY MATURITY REPORT

CUSIP	Investment #	Fund	Issuer	Purchase Date	Current Book	Current Rate	Maturity Date	Current Par	YTM	Days to Maturity
912833RY8	208706	2000	US TREASURY STRIP	02/16/2012	31,175.00	.000	02/15/2028	50,000.00	2.975	2512
912833RY8	208877	2000	US TREASURY STRIP	03/05/2012	62,889.00	.000	02/15/2028	100,000.00	2.929	2512
912833RY8	209016	2000	US TREASURY STRIP	03/19/2012	29,611.50	.000	02/15/2028	50,000.00	3.320	2512
912833RY8	209141	2000	US TREASURY STRIP	04/05/2012	30,201.50	.000	02/15/2028	50,000.00	3.203	2512
912833RY8	209933	2000	US TREASURY STRIP	04/30/2012	31,377.00	.000	02/15/2028	50,000.00	2.972	2512
912833RY8	213295	2000	US TREASURY STRIP	03/25/2013	32,899.00	.000	02/15/2028	50,000.00	2.830	2512
912833RY8	213365	2000	US TREASURY STRIP	03/28/2013	66,007.00	.000	02/15/2028	100,000.00	2.810	2512
912833RY8	213442	2000	US TREASURY STRIP	04/04/2013	33,484.00	.000	02/15/2028	50,000.00	2.715	2512
912833RY8	213509	2000	US TREASURY STRIP	04/12/2013	68,518.00	.000	02/15/2028	100,000.00	2.563	2512
912833RY8	214261	2000	US TREASURY STRIP	05/02/2013	69,452.00	.000	02/15/2028	100,000.00	2.480	2512
912833RY8	216915	2000	US TREASURY STRIP	03/21/2014	157,507.50	.000	02/15/2028	250,000.00	3.350	2512
912833RY8	220881	2000	US TREASURY STRIP	02/13/2015	29,518.80	.000	02/15/2028	40,000.00	2.350	2512
912833RY8	222331	2000	US TREASURY STRIP	04/30/2015	29,739.20	.000	02/15/2028	40,000.00	2.330	2512
912833RY8	225721	2000	USTREASURYSTRIP	03/17/2016	30,577.20	.000	02/15/2028	40,000.00	2.267	2512
912833RY8	225756	2000	USTREASURYSTRIP	03/17/2016	13,962.89	.000	02/15/2028	18,250.00	2.260	2512
912833RY8	229663	2000	S 0 02-15-28	02/24/2017	38,783.16	.000	02/15/2028	52,000.00	2.690	2512
912833RY8	230022	2000	S 0 02-15-28	03/24/2017	299,124.00	.000	02/15/2028	400,000.00	2.685	2512
912833RY8	230119	2000	S 0 02-15-28	03/30/2017	188,612.50	.000	02/15/2028	250,000.00	2.606	2512
912833RY8	230239	2000	S 0 02-15-28	04/06/2017	37,929.50	.000	02/15/2028	50,000.00	2.560	2512
912833RY8	230334	2000	S 0 02-15-28	04/17/2017	30,562.40	.000	02/15/2028	40,000.00	2.500	2512
912833RY8	230993	2000	S 0 02-15-28	04/28/2017	191,160.00	.000	02/15/2028	250,000.00	2.500	2512
912833RY8	235202	2000	S 0 02-15-28	02/15/2018	29,845.60	.000	02/15/2028	40,000.00	2.950	2512
912833RY8	235371	2000	S 0 02-15-28	03/01/2018	29,908.80	.000	02/15/2028	40,000.00	2.940	2512
912833RY8	235396	2000	S 0 02-15-28	03/01/2018	29,842.00	.000	02/15/2028	40,000.00	2.963	2512
912833RY8	235456	2000	S 0 02-15-28	03/05/2018	148,714.00	.000	02/15/2028	200,000.00	3.000	2512
912833RY8	235529	2000	S 0 02-15-28	03/08/2018	29,907.60	.000	02/15/2028	40,000.00	2.946	2512
912833RY8	236311	2000	S 0 02-15-28	04/26/2018	29,726.40	.000	02/15/2028	40,000.00	3.050	2512
912833RY8	244738	2000	S 0 02-15-28	03/19/2020	37,782.40	.000	02/15/2028	40,000.00	.722	2512
912833RY8	244842	2000	S 0 02-15-28	04/02/2020	23,829.75	.000	02/15/2028	25,000.00	.610	2512
912833RY8	249114	2000	S 0 02-15-28	03/12/2021	36,551.60	.000	02/15/2028	40,000.00	1.305	2512
912833RY8	249141	2000	S 0 02-15-28	03/12/2021	73,103.20	.000	02/15/2028	80,000.00	1.305	2512
912833WQ9	186341	2010	US TREASURY STRIP	05/22/2008	2,914,416.94	.000	05/15/2028	7,538,000.00	4.813	2602
912833WQ9	186672	2000	US TREASURY STRIP	06/09/2008	9,572.00	.000	05/15/2028	25,000.00	4.875	2602



Run Date: 4/5/2021 4:53:48 AM

Investments Outstanding As Of Date: 3/31/2021

INVENTORY BY MATURITY REPORT

CUSIP	Investment #	Fund	Issuer	Purchase Date	Current Book	Current Rate	Maturity Date	Current Par	YTM	Days to Maturity
912833WQ9	187235	2000	US TREASURY STRIP	07/11/2008	3,993.00	.000	05/15/2028	10,000.00	4.680	2602
912833WQ9	192224	2000	US TREASURY STRIP	05/13/2009	63,585.00	.000	05/15/2028	150,000.00	4.567	2602
912833WQ9	193242	2000	US TREASURY STRIP	08/18/2009	22,379.83	.000	05/15/2028	50,000.00	4.335	2602
912833WQ9	197110	2000	US TREASURY STRIP	05/11/2010	137,853.61	.000	05/15/2028	306,000.00	4.477	2602
912833WQ9	197202	2000	US TREASURY STRIP	05/14/2010	11,177.00	.000	05/15/2028	25,000.00	4.522	2602
912833WQ9	198382	2000	US TREASURY STRIP	06/30/2010	24,247.50	.000	05/15/2028	50,000.00	4.090	2602
912833WQ9	198711	2000	US TREASURY STRIP	07/13/2010	48,200.00	.000	05/15/2028	100,000.00	4.133	2602
912833WQ9	205482	2000	US TREASURY STRIP	05/09/2011	47,643.00	.000	05/15/2028	100,000.00	4.405	2602
912833WQ9	206127	2000	US TREASURY STRIP	06/13/2011	49,493.00	.000	05/15/2028	100,000.00	4.200	2602
912833WQ9	206327	2000	US TREASURY STRIP	06/23/2011	24,652.00	.000	05/15/2028	50,000.00	4.230	2602
912833WQ9	206379	2000	US TREASURY STRIP	06/27/2011	24,620.50	.000	05/15/2028	50,000.00	4.240	2602
912833WQ9	210186	2000	US TREASURY STRIP	05/16/2012	32,309.50	.000	05/15/2028	50,000.00	2.748	2602
912833WQ9	210401	2000	US TREASURY STRIP	06/06/2012	34,894.00	.000	05/15/2028	50,000.00	2.269	2602
912833WQ9	210607	2000	US TREASURY STRIP	06/25/2012	33,486.00	.000	05/15/2028	50,000.00	2.539	2602
912833WQ9	214713	2000	US TREASURY STRIP	06/17/2013	31,699.00	.000	05/15/2028	50,000.00	3.080	2602
912833WQ9	218190	2000	US TREASURY STRIP	06/26/2014	32,263.00	.000	05/15/2028	50,000.00	3.180	2602
912833WQ9	218216	2000	US TREASURY STRIP	06/27/2014	32,103.00	.000	05/15/2028	50,000.00	3.217	2602
912833WQ9	218586	2000	US TREASURY STRIP	07/31/2014	33,116.00	.000	05/15/2028	50,000.00	3.010	2602
912833WQ9	222629	2000	US TREASURY STRIP	05/21/2015	177,315.00	.000	05/15/2028	250,000.00	2.663	2602
912833WQ9	226881	2000	US TREASURY STRI ZERO-% 5	05/26/2016	92,816.40	.000	05/15/2028	120,000.00	2.157	2602
912833WQ9	227321	2000	US TREASURY STRI ZERO-% 5	07/15/2016	40,803.00	.000	05/15/2028	50,000.00	1.725	2602
912833WQ9	227504	2000	US TREASURY STRI ZERO-% 5	07/29/2016	32,340.80	.000	05/15/2028	40,000.00	1.810	2602
912833WQ9	227676	2000	US TREASURY STRI ZERO-% 5	08/12/2016	80,672.00	.000	05/15/2028	100,000.00	1.835	2602
912833WQ9	231310	2000	S 0 05-15-28	05/11/2017	30,107.20	.000	05/15/2028	40,000.00	2.597	2602
912833WQ9	231599	2000	S 0 05-15-28	06/02/2017	30,636.80	.000	05/15/2028	40,000.00	2.450	2602
912833WQ9	237037	2000	S 0 05-15-28	06/14/2018	29,684.00	.000	05/15/2028	40,000.00	3.030	2602
912833WQ9	237322	2000	S 0 05-15-28	07/06/2018	30,036.80	.000	05/15/2028	40,000.00	2.927	2602
912833WQ9	237411	2000	S 0 05-15-28	07/12/2018	30,018.00	.000	05/15/2028	40,000.00	2.938	2602
912833WQ9	241261	2000	S 0 05-15-28	05/09/2019	31,886.80	.000	05/15/2028	40,000.00	2.530	2602
912833WQ9	241685	2000	S 0 05-15-28	06/21/2019	33,270.00	.000	05/15/2028	40,000.00	2.081	2602
912833WQ9	241910	2000	S 0 05-15-28	07/11/2019	33,376.80	.000	05/15/2028	40,000.00	2.057	2602
912833WQ9	242041	2000	S 0 05-15-28	07/22/2019	208,012.50	.000	05/15/2028	250,000.00	2.097	2602
912833WQ9	242104	2000	S 0 05-15-28	07/26/2019	33,463.20	.000	05/15/2028	40,000.00	2.037	2602



Run Date: 4/5/2021 4:53:48 AM

Investments Outstanding As Of Date: 3/31/2021

INVENTORY BY MATURITY REPORT

CUSIP	Investment #	Fund	Issuer	Purchase Date	Current Book	Current Rate	Maturity Date	Current Par	YTM	Days to Maturity
912833WQ9	245850	2000	S 0 05-15-28	05/18/2020	38,027.20	.000	05/15/2028	40,000.00	.634	2602
912833WQ9	246030	2000	S 0 05-15-28	06/12/2020	37,610.00	.000	05/15/2028	40,000.00	.779	2602
912833WQ9	246092	2000	S 0 05-15-28	06/19/2020	37,826.00	.000	05/15/2028	40,000.00	.708	2602
912833WQ9	246255	2000	S 0 05-15-28	07/16/2020	38,136.80	.000	05/15/2028	40,000.00	.610	2602
912833WQ9	246279	2000	S 0 05-15-28	07/16/2020	38,136.80	.000	05/15/2028	40,000.00	.610	2602
912833WQ9	246320	2000	S 0 05-15-28	07/20/2020	38,169.20	.000	05/15/2028	40,000.00	.600	2602
31359YCY1	173971	2000	FNMA STRIP	12/14/2005	124,161.72	.000	07/15/2028	402,000.00	5.270	2663
912833RZ5	178594	2000	US TREASURY STRIP	10/26/2006	46,993.14	.000	08/15/2028	138,000.00	5.002	2694
912833RZ5	188170	2010	US TREASURY STRIP	09/22/2008	247,104.00	.000	08/15/2028	576,000.00	4.299	2694
912833RZ5	193261	2000	US TREASURY STRIP	08/18/2009	41,670.25	.000	08/15/2028	100,000.00	4.663	2694
912833RZ5	199568	2000	US TREASURY STRIP	08/13/2010	24,355.00	.000	08/15/2028	50,000.00	4.035	2694
912833RZ5	200631	2000	US TREASURY STRIP	09/24/2010	50,193.00	.000	08/15/2028	100,000.00	3.890	2694
912833RZ5	207498	2000	US TREASURY STRIP	09/23/2011	30,028.50	.000	08/15/2028	50,000.00	3.041	2694
912833RZ5	207868	2000	US TREASURY STRIP	10/31/2011	58,924.00	.000	08/15/2028	100,000.00	3.175	2694
912833RZ5	207921	2000	US TREASURY STRIP	11/03/2011	29,338.50	.000	08/15/2028	50,000.00	3.202	2694
912833RZ5	211247	2000	US TREASURY STRIP	08/17/2012	33,155.50	.000	08/15/2028	50,000.00	2.585	2694
912833RZ5	211307	2000	US TREASURY STRIP	08/22/2012	65,071.00	.000	08/15/2028	100,000.00	2.707	2694
912833RZ5	215302	2000	US TREASURY STRIP	08/16/2013	29,367.00	.000	08/15/2028	50,000.00	3.580	2694
912833RZ5	215626	2000	US TREASURY STRIP	09/26/2013	29,645.50	.000	08/15/2028	50,000.00	3.542	2694
912833RZ5	215889	2000	US TREASURY STRIP	11/01/2013	61,006.00	.000	08/15/2028	100,000.00	3.370	2694
912833RZ5	218844	2000	US TREASURY STRIP	08/28/2014	267,208.00	.000	08/15/2028	400,000.00	2.910	2694
912833RZ5	219036	2000	US TREASURY STRIP	09/18/2014	65,100.00	.000	08/15/2028	100,000.00	3.110	2694
912833RZ5	219298	2000	US TREASURY STRIP	10/17/2014	27,454.80	.000	08/15/2028	40,000.00	2.740	2694
912833RZ5	224322	2000	USTREASURYSTRI	10/08/2015	73,358.00	.000	08/15/2028	100,000.00	2.425	2694
912833RZ5	224490	2000	USTREASURYSTRI	10/22/2015	73,193.00	.000	08/15/2028	100,000.00	2.450	2694
912833RZ5	224568	2000	USTREASURYSTRI	10/29/2015	29,199.60	.000	08/15/2028	40,000.00	2.475	2694
912833RZ5	228080	2000	US TREASURY STRI ZERO-% 8	09/23/2016	39,718.00	.000	08/15/2028	50,000.00	1.945	2694
912833RZ5	228292	2000	US TREASURY STRI ZERO-% 8	10/14/2016	196,607.50	.000	08/15/2028	250,000.00	2.040	2694
912833RZ5	234135	2000	S 0 08-15-28	10/26/2017	30,583.20	.000	08/15/2028	40,000.00	2.500	2694
912833RZ5	234159	2000	S 0 08-15-28	10/26/2017	38,229.00	.000	08/15/2028	50,000.00	2.500	2694
912833RZ5	234194	2000	S 0 08-15-28	10/27/2017	19,075.00	.000	08/15/2028	25,000.00	2.520	2694
912833RZ5	237898	2000	S 0 08-15-28	08/23/2018	89,947.20	.000	08/15/2028	120,000.00	2.910	2694
912833RZ5	237924	2000	S 0 08-15-28	08/23/2018	30,011.60	.000	08/15/2028	40,000.00	2.900	2694



Run Date: 4/5/2021 4:53:48 AM

Investments Outstanding As Of Date: 3/31/2021

INVENTORY BY MATURITY REPORT

CUSIP	Investment #	Fund	Issuer	Purchase Date	Current Book	Current Rate	Maturity Date	Current Par	YTM	Days to Maturity
912833RZ5	237937	2000	S 0 08-15-28	08/23/2018	187,427.50	.000	08/15/2028	250,000.00	2.908	2694
912833RZ5	238214	2000	S 0 08-15-28	09/13/2018	29,786.00	.000	08/15/2028	40,000.00	2.994	2694
912833RZ5	238685	2000	S 0 08-15-28	10/25/2018	291,292.00	.000	08/15/2028	400,000.00	3.260	2694
912833RZ5	242345	2000	S 0 08-15-28	08/19/2019	21,663.25	.000	08/15/2028	25,000.00	1.600	2694
912833RZ5	242574	2000	S 0 08-15-28	09/06/2019	87,459.00	.000	08/15/2028	100,000.00	1.504	2694
912833RZ5	242667	2000	S 0 08-15-28	09/12/2019	69,016.80	.000	08/15/2028	80,000.00	1.662	2694
912833RZ5	242804	2000	S 0 08-15-28	09/23/2019	213,037.50	.000	08/15/2028	250,000.00	1.807	2694
912833RZ5	246482	2000	S 0 08-15-28	08/10/2020	38,332.80	.000	08/15/2028	40,000.00	.532	2694
912833RZ5	246787	2000	US Treasury Strip 08,15,2028	09/18/2020	76,277.35	.000	08/15/2028	80,000.00	.604	2694
912833RZ5	247007	2000	S 0 08-15-28	10/13/2020	37,858.80	.000	08/15/2028	40,000.00	.703	2694
912833RZ5	247134	2000	S 0 08-15-28	10/22/2020	37,866.76	.000	08/15/2028	40,000.00	.703	2694
3134A4CJ1	173969	2000	FHLMC STRIP	12/14/2005	391,074.72	.000	09/15/2028	1,252,000.00	5.180	2725
912833WR7	189269	2000	US TREASURY STRIP	11/21/2008	2,100.00	.000	11/15/2028	5,000.00	4.389	2786
912833WR7	194201	2000	US TREASURY STRIP	11/24/2009	42,737.00	.000	11/15/2028	100,000.00	4.531	2786
912833WR7	194734	2000	US TREASURY STRIP	01/28/2010	20,819.50	.000	11/15/2028	50,000.00	4.716	2786
912833WR7	201940	2000	US TREASURY STRIP	11/17/2010	23,377.00	.000	11/15/2028	50,000.00	4.270	2786
912833WR7	202156	2000	US TREASURY STRIP	11/24/2010	23,077.00	.000	11/15/2028	50,000.00	4.348	2786
912833WR7	203395	2000	US TREASURY STRIP	01/31/2011	43,735.00	.000	11/15/2028	100,000.00	4.704	2786
912833WR7	212197	2000	US TREASURY STRIP	11/30/2012	100,618.50	.000	11/15/2028	150,000.00	2.518	2786
912833WR7	212327	2000	US TREASURY STRIP	12/13/2012	234,944.50	.000	11/15/2028	350,000.00	2.519	2786
912833WR7	212656	2000	US TREASURY STRIP	01/17/2013	32,371.50	.000	11/15/2028	50,000.00	2.766	2786
912833WR7	216076	2000	US TREASURY STRIP	11/21/2013	29,533.00	.000	11/15/2028	50,000.00	3.545	2786
912833WR7	216421	2000	US TREASURY STRIP	01/09/2014	57,622.00	.000	11/15/2028	100,000.00	3.747	2786
912833WR7	219696	2000	US TREASURY STRIP	11/20/2014	167,887.50	.000	11/15/2028	250,000.00	2.867	2786
912833WR7	220251	2000	US TREASURY STRIP	01/09/2015	36,428.00	.000	11/15/2028	50,000.00	2.300	2786
912833WR7	220353	2000	US TREASURY STRIP	01/20/2015	72,720.00	.000	11/15/2028	100,000.00	2.319	2786
912833WR7	220440	2000	US TREASURY STRIP	01/26/2015	73,835.00	.000	11/15/2028	100,000.00	2.210	2786
912833WR7	220460	2000	US TREASURY STRIP	01/26/2015	36,834.50	.000	11/15/2028	50,000.00	2.227	2786
912833WR7	220480	2000	US TREASURY STRIP	01/26/2015	29,477.60	.000	11/15/2028	40,000.00	2.224	2786
912833WR7	220508	2000	US TREASURY STRIP	01/27/2015	184,852.50	.000	11/15/2028	250,000.00	2.200	2786
912833WR7	220612	2000	US TREASURY STRIP	01/29/2015	183,205.00	.000	11/15/2028	250,000.00	2.266	2786
912833WR7	225026	2000	USTREASURYSTRIP	12/24/2015	179,707.50	.000	11/15/2028	250,000.00	2.577	2786
912833WR7	225349	2000	USTREASURYSTRIP	02/04/2016	73,937.00	.000	11/15/2028	100,000.00	2.377	2786



Run Date: 4/5/2021 4:53:48 AM

Investments Outstanding As Of Date: 3/31/2021

INVENTORY BY MATURITY REPORT

CUSIP	Investment #	Fund	Issuer	Purchase Date	Current Book	Current Rate	Maturity Date	Current Par	YTM	Days to Maturity
912833WR7	228577	2000	US TREASURY STRI ZERO-% 1	11/14/2016	13,946.58	.000	11/15/2028	18,000.00	2.137	2786
912833WR7	229128	2000	S 0 11-15-28	01/12/2017	14,592.80	.000	11/15/2028	20,000.00	2.680	2786
912833WR7	229129	2000	S 0 11-15-28	01/12/2017	14,592.80	.000	11/15/2028	20,000.00	2.680	2786
912833WR7	229265	2000	S 0 11-15-28	01/26/2017	182,175.00	.000	11/15/2028	250,000.00	2.700	2786
912833WR7	229411	2000	S 0 11-15-28	02/02/2017	28,960.40	.000	11/15/2028	40,000.00	2.760	2786
912833WR7	234363	2000	S 0 11-15-28	11/16/2017	75,762.00	.000	11/15/2028	100,000.00	2.540	2786
912833WR7	234935	2000	S 0 11-15-28	01/25/2018	29,747.20	.000	11/15/2028	40,000.00	2.760	2786
912833WR7	235062	2000	S 0 11-15-28	02/02/2018	29,607.20	.000	11/15/2028	40,000.00	2.810	2786
912833WR7	243389	2000	S 0 11-15-28	11/15/2019	33,437.20	.000	11/15/2028	40,000.00	2.001	2786
912833WR7	243632	2000	S 0 11-15-28	12/09/2019	34,052.40	.000	11/15/2028	40,000.00	1.810	2786
912833WR7	243725	2000	S 0 11-15-28	12/16/2019	33,824.40	.000	11/15/2028	40,000.00	1.890	2786
912833WR7	247332	2000	S 0 11-15-28	11/06/2020	37,442.80	.000	11/15/2028	40,000.00	.825	2786
912833WR7	247472	2000	S 0 11-15-28	11/19/2020	74,719.20	.000	11/15/2028	80,000.00	.857	2786
912833WR7	247637	2000	S 0 11-15-28	12/03/2020	37,568.00	.000	11/15/2028	40,000.00	.791	2786
912833WR7	247789	2000	S 0 11-15-28	12/14/2020	37,355.52	.000	11/15/2028	40,000.00	.866	2786
912833WR7	247849	2000	S 0 11-15-28	12/17/2020	37,507.20	.000	11/15/2028	40,000.00	.815	2786
31359YCZ8	173966	2000	FNMA STRIP	12/14/2005	155,772.45	.000	01/15/2029	513,000.00	5.230	2847
912833XN5	184846	2000	US TREASURY STRIP	02/28/2008	3,646.82	.000	02/15/2029	10,000.00	4.870	2878
912833XN5	185236	2000	US TREASURY STRIP	03/27/2008	4,000.00	.000	02/15/2029	10,000.00	4.435	2878
912833XN5	185627	2000	US TREASURY STRIP	04/16/2008	3,990.00	.000	02/15/2029	10,000.00	4.459	2878
912833XN5	185891	2000	US TREASURY STRIP	04/28/2008	9,590.25	.000	02/15/2029	25,000.00	4.660	2878
912833XN5	191128	2000	US TREASURY STRIP	04/13/2009	2,350.00	.000	02/15/2029	5,000.00	3.841	2878
912833XN5	194865	2000	US TREASURY STRIP	02/08/2010	40,420.00	.000	02/15/2029	100,000.00	4.820	2878
912833XN5	195189	2000	US TREASURY STRIP	03/03/2010	21,321.50	.000	02/15/2029	50,000.00	4.547	2878
912833XN5	195396	2000	US TREASURY STRIP	03/12/2010	40,031.00	.000	02/15/2029	100,000.00	4.895	2878
912833XN5	195865	2000	US TREASURY STRIP	04/08/2010	19,674.00	.000	02/15/2029	50,000.00	5.008	2878
912833XN5	196890	2000	US TREASURY STRIP	04/30/2010	20,728.50	.000	02/15/2029	50,000.00	4.740	2878
912833XN5	203864	2000	US TREASURY STRIP	02/28/2011	21,484.00	.000	02/15/2029	50,000.00	4.758	2878
912833XN5	204511	2000	US TREASURY STRIP	04/12/2011	42,819.00	.000	02/15/2029	100,000.00	4.810	2878
912833XN5	205424	2000	US TREASURY STRIP	05/05/2011	45,195.00	.000	02/15/2029	100,000.00	4.517	2878
912833XN5	208707	2000	US TREASURY STRIP	02/16/2012	30,015.50	.000	02/15/2029	50,000.00	3.025	2878
912833XN5	208878	2000	US TREASURY STRIP	03/05/2012	60,629.00	.000	02/15/2029	100,000.00	2.974	2878
912833XN5	209017	2000	US TREASURY STRIP	03/19/2012	28,462.50	.000	02/15/2029	50,000.00	3.360	2878



Run Date: 4/5/2021 4:53:48 AM

Investments Outstanding As Of Date: 3/31/2021

INVENTORY BY MATURITY REPORT

CUSIP	Investment #	Fund	Issuer	Purchase Date	Current Book	Current Rate	Maturity Date	Current Par	YTM	Days to Maturity
912833XN5	209142	2000	US TREASURY STRIP	04/05/2012	29,073.00	.000	02/15/2029	50,000.00	3.241	2878
912833XN5	209934	2000	US TREASURY STRIP	04/30/2012	30,194.00	.000	02/15/2029	50,000.00	3.026	2878
912833XN5	213296	2000	US TREASURY STRIP	03/25/2013	31,539.50	.000	02/15/2029	50,000.00	2.920	2878
912833XN5	213366	2000	US TREASURY STRIP	03/28/2013	63,263.00	.000	02/15/2029	100,000.00	2.903	2878
912833XN5	213443	2000	US TREASURY STRIP	04/04/2013	32,116.50	.000	02/15/2029	50,000.00	2.809	2878
912833XN5	213510	2000	US TREASURY STRIP	04/12/2013	65,831.00	.000	02/15/2029	100,000.00	2.656	2878
912833XN5	214262	2000	US TREASURY STRIP	05/02/2013	66,921.00	.000	02/15/2029	100,000.00	2.560	2878
912833XN5	216916	2000	US TREASURY STRIP	03/21/2014	150,362.50	.000	02/15/2029	250,000.00	3.440	2878
912833XN5	220882	2000	US TREASURY STRIP	02/13/2015	28,678.00	.000	02/15/2029	40,000.00	2.390	2878
912833XN5	222332	2000	US TREASURY STRIP	04/30/2015	28,782.00	.000	02/15/2029	40,000.00	2.400	2878
912833XN5	225724	2000	USTREASURYSTRIIP	03/17/2016	29,622.80	.000	02/15/2029	40,000.00	2.339	2878
912833XN5	225758	2000	USTREASURYSTRIIP	03/17/2016	13,531.10	.000	02/15/2029	18,250.00	2.330	2878
912833XN5	229665	2000	S 0 02-15-29	02/24/2017	37,537.76	.000	02/15/2029	52,000.00	2.740	2878
912833XN5	230023	2000	S 0 02-15-29	03/24/2017	289,192.00	.000	02/15/2029	400,000.00	2.745	2878
912833XN5	230120	2000	S 0 02-15-29	03/30/2017	182,500.00	.000	02/15/2029	250,000.00	2.666	2878
912833XN5	230240	2000	S 0 02-15-29	04/06/2017	36,675.00	.000	02/15/2029	50,000.00	2.630	2878
912833XN5	230335	2000	S 0 02-15-29	04/17/2017	29,604.00	.000	02/15/2029	40,000.00	2.560	2878
912833XN5	230994	2000	S 0 02-15-29	04/28/2017	185,170.00	.000	02/15/2029	250,000.00	2.560	2878
912833XN5	235184	2000	S 0 02-15-29	02/15/2018	28,921.20	.000	02/15/2029	40,000.00	2.970	2878
912833XN5	235372	2000	S 0 02-15-29	03/01/2018	28,954.40	.000	02/15/2029	40,000.00	2.970	2878
912833XN5	235397	2000	S 0 02-15-29	03/01/2018	28,893.20	.000	02/15/2029	40,000.00	2.990	2878
912833XN5	235457	2000	S 0 02-15-29	03/05/2018	144,102.00	.000	02/15/2029	200,000.00	3.016	2878
912833XN5	235530	2000	S 0 02-15-29	03/08/2018	28,961.60	.000	02/15/2029	40,000.00	2.973	2878
912833XN5	236312	2000	S 0 02-15-29	04/26/2018	28,809.20	.000	02/15/2029	40,000.00	3.060	2878
912833XN5	244739	2000	S 0 02-15-29	03/19/2020	37,278.40	.000	02/15/2029	40,000.00	.792	2878
912833XN5	244846	2000	S 0 02-15-29	04/02/2020	23,497.25	.000	02/15/2029	25,000.00	.700	2878
912833XN5	249115	2000	S 0 02-15-29	03/12/2021	35,669.60	.000	02/15/2029	40,000.00	1.450	2878
912833XN5	249142	2000	S 0 02-15-29	03/12/2021	71,339.20	.000	02/15/2029	80,000.00	1.450	2878
912833XS4	186343	2010	US TREASURY STRIP	05/22/2008	2,772,174.88	.000	05/15/2029	7,538,000.00	4.825	2967
912833XS4	186673	2000	US TREASURY STRIP	06/09/2008	9,140.50	.000	05/15/2029	25,000.00	4.865	2967
912833XS4	187236	2000	US TREASURY STRIP	07/11/2008	3,824.10	.000	05/15/2029	10,000.00	4.665	2967
912833XS4	197112	2000	US TREASURY STRIP	05/11/2010	131,543.89	.000	05/15/2029	306,000.00	4.490	2967
912833XS4	197204	2000	US TREASURY STRIP	05/14/2010	10,619.00	.000	05/15/2029	25,000.00	4.557	2967



Run Date: 4/5/2021 4:53:48 AM

Investments Outstanding As Of Date: 3/31/2021

INVENTORY BY MATURITY REPORT

CUSIP	Investment #	Fund	Issuer	Purchase Date	Current Book	Current Rate	Maturity Date	Current Par	YTM	Days to Maturity
912833XS4	198383	2000	US TREASURY STRIP	06/30/2010	23,037.00	.000	05/15/2029	50,000.00	4.148	2967
912833XS4	198712	2000	US TREASURY STRIP	07/13/2010	45,800.00	.000	05/15/2029	100,000.00	4.188	2967
912833XS4	205483	2000	US TREASURY STRIP	05/09/2011	45,223.00	.000	05/15/2029	100,000.00	4.453	2967
912833XS4	206128	2000	US TREASURY STRIP	06/13/2011	46,816.00	.000	05/15/2029	100,000.00	4.280	2967
912833XS4	206326	2000	US TREASURY STRIP	06/23/2011	23,435.00	.000	05/15/2029	50,000.00	4.280	2967
912833XS4	206381	2000	US TREASURY STRIP	06/27/2011	23,374.50	.000	05/15/2029	50,000.00	4.297	2967
912833XS4	210187	2000	US TREASURY STRIP	05/16/2012	31,146.00	.000	05/15/2029	50,000.00	2.804	2967
912833XS4	210402	2000	US TREASURY STRIP	06/06/2012	33,823.50	.000	05/15/2029	50,000.00	2.321	2967
912833XS4	210608	2000	US TREASURY STRIP	06/25/2012	32,418.00	.000	05/15/2029	50,000.00	2.582	2967
912833XS4	214714	2000	US TREASURY STRIP	06/17/2013	30,314.50	.000	05/15/2029	50,000.00	3.170	2967
912833XS4	218191	2000	US TREASURY STRIP	06/26/2014	30,919.50	.000	05/15/2029	50,000.00	3.255	2967
912833XS4	218217	2000	US TREASURY STRIP	06/27/2014	30,768.50	.000	05/15/2029	50,000.00	3.289	2967
912833XS4	218587	2000	US TREASURY STRIP	07/31/2014	31,815.00	.000	05/15/2029	50,000.00	3.080	2967
912833XS4	222631	2000	US TREASURY STRIP	05/21/2015	170,645.00	.000	05/15/2029	250,000.00	2.750	2967
912833XS4	226882	2000	US TREASURY STRI ZERO-% 5	05/26/2016	90,230.40	.000	05/15/2029	120,000.00	2.210	2967
912833XS4	227322	2000	US TREASURY STRI ZERO-% 5	07/15/2016	39,854.00	.000	05/15/2029	50,000.00	1.775	2967
912833XS4	227505	2000	US TREASURY STRI ZERO-% 5	07/29/2016	31,562.40	.000	05/15/2029	40,000.00	1.860	2967
912833XS4	227677	2000	US TREASURY STRI ZERO-% 5	08/12/2016	78,862.00	.000	05/15/2029	100,000.00	1.870	2967
912833XS4	231311	2000	S 0 05-15-29	05/11/2017	29,104.80	.000	05/15/2029	40,000.00	2.665	2967
912833XS4	231601	2000	S 0 05-15-29	06/02/2017	29,688.80	.000	05/15/2029	40,000.00	2.510	2967
912833XS4	237038	2000	S 0 05-15-29	06/14/2018	28,742.40	.000	05/15/2029	40,000.00	3.050	2967
912833XS4	237323	2000	S 0 05-15-29	07/06/2018	29,140.00	.000	05/15/2029	40,000.00	2.939	2967
912833XS4	237415	2000	S 0 05-15-29	07/12/2018	29,154.40	.000	05/15/2029	40,000.00	2.938	2967
912833XS4	241262	2000	S 0 05-15-29	05/09/2019	31,002.80	.000	05/15/2029	40,000.00	2.560	2967
912833XS4	241686	2000	S 0 05-15-29	06/21/2019	32,438.80	.000	05/15/2029	40,000.00	2.128	2967
912833XS4	241911	2000	S 0 05-15-29	07/11/2019	32,564.00	.000	05/15/2029	40,000.00	2.100	2967
912833XS4	242038	2000	S 0 05-15-29	07/22/2019	202,697.50	.000	05/15/2029	250,000.00	2.148	2967
912833XS4	242105	2000	S 0 05-15-29	07/26/2019	32,629.60	.000	05/15/2029	40,000.00	2.088	2967
912833XS4	245851	2000	S 0 05-15-29	05/18/2020	37,561.60	.000	05/15/2029	40,000.00	.701	2967
912833XS4	246031	2000	S 0 05-15-29	06/12/2020	37,080.40	.000	05/15/2029	40,000.00	.851	2967
912833XS4	246093	2000	S 0 05-15-29	06/19/2020	37,313.60	.000	05/15/2029	40,000.00	.782	2967
912833XS4	246256	2000	S 0 05-15-29	07/16/2020	37,672.40	.000	05/15/2029	40,000.00	.680	2967
912833XS4	246280	2000	S 0 05-15-29	07/16/2020	37,672.40	.000	05/15/2029	40,000.00	.680	2967



Run Date: 4/5/2021 4:53:48 AM

Investments Outstanding As Of Date: 3/31/2021

INVENTORY BY MATURITY REPORT

CUSIP	Investment #	Fund	Issuer	Purchase Date	Current Book	Current Rate	Maturity Date	Current Par	YTM	Days to Maturity
912833XS4	246321	2000	S 0 05-15-29	07/20/2020	37,708.40	.000	05/15/2029	40,000.00	.670	2967
912833XP0	178595	2000	US TREASURY STRIP	10/26/2006	44,867.94	.000	08/15/2029	138,000.00	4.988	3059
912833XP0	188171	2010	US TREASURY STRIP	09/22/2008	237,248.64	.000	08/15/2029	576,000.00	4.290	3059
912833XP0	199569	2000	US TREASURY STRIP	08/13/2010	23,141.00	.000	08/15/2029	50,000.00	4.095	3059
912833XP0	200632	2000	US TREASURY STRIP	09/24/2010	47,851.00	.000	08/15/2029	100,000.00	3.940	3059
912833XP0	207499	2000	US TREASURY STRIP	09/23/2011	28,792.50	.000	08/15/2029	50,000.00	3.108	3059
912833XP0	207869	2000	US TREASURY STRIP	10/31/2011	56,550.00	.000	08/15/2029	100,000.00	3.230	3059
912833XP0	207922	2000	US TREASURY STRIP	11/03/2011	28,163.50	.000	08/15/2029	50,000.00	3.254	3059
912833XP0	211248	2000	US TREASURY STRIP	08/17/2012	32,050.50	.000	08/15/2029	50,000.00	2.634	3059
912833XP0	211308	2000	US TREASURY STRIP	08/22/2012	62,827.00	.000	08/15/2029	100,000.00	2.756	3059
912833XP0	215303	2000	US TREASURY STRIP	08/16/2013	28,077.00	.000	08/15/2029	50,000.00	3.640	3059
912833XP0	215627	2000	US TREASURY STRIP	09/26/2013	28,280.50	.000	08/15/2029	50,000.00	3.620	3059
912833XP0	215890	2000	US TREASURY STRIP	11/01/2013	58,272.00	.000	08/15/2029	100,000.00	3.450	3059
912833XP0	218845	2000	US TREASURY STRIP	08/28/2014	257,308.00	.000	08/15/2029	400,000.00	2.970	3059
912833XP0	219037	2000	US TREASURY STRIP	09/18/2014	62,500.00	.000	08/15/2029	100,000.00	3.178	3059
912833XP0	219297	2000	US TREASURY STRIP	10/17/2014	26,503.60	.000	08/15/2029	40,000.00	2.795	3059
912833XP0	224323	2000	USTREASURYSTRIP	10/08/2015	70,977.00	.000	08/15/2029	100,000.00	2.490	3059
912833XP0	224491	2000	USTREASURYSTRIP	10/22/2015	70,753.00	.000	08/15/2029	100,000.00	2.520	3059
912833XP0	224569	2000	USTREASURYSTRIP	10/29/2015	28,246.80	.000	08/15/2029	40,000.00	2.538	3059
912833XP0	228081	2000	US TREASURY STRI ZERO-% 8	09/23/2016	38,585.50	.000	08/15/2029	50,000.00	2.020	3059
912833XP0	228293	2000	US TREASURY STRI ZERO-% 8	10/14/2016	191,315.00	.000	08/15/2029	250,000.00	2.095	3059
912833XP0	234136	2000	S 0 08-15-29	10/26/2017	29,693.60	.000	08/15/2029	40,000.00	2.540	3059
912833XP0	234160	2000	S 0 08-15-29	10/26/2017	37,117.00	.000	08/15/2029	50,000.00	2.540	3059
912833XP0	234195	2000	S 0 08-15-29	10/27/2017	18,516.75	.000	08/15/2029	25,000.00	2.560	3059
912833XP0	237897	2000	S 0 08-15-29	08/23/2018	87,290.40	.000	08/15/2029	120,000.00	2.920	3059
912833XP0	237925	2000	S 0 08-15-29	08/23/2018	29,096.80	.000	08/15/2029	40,000.00	2.920	3059
912833XP0	237938	2000	S 0 08-15-29	08/23/2018	181,762.50	.000	08/15/2029	250,000.00	2.925	3059
912833XP0	238216	2000	S 0 08-15-29	09/13/2018	28,864.00	.000	08/15/2029	40,000.00	3.010	3059
912833XP0	238684	2000	S 0 08-15-29	10/25/2018	281,484.00	.000	08/15/2029	400,000.00	3.278	3059
912833XP0	242346	2000	S 0 08-15-29	08/19/2019	21,257.50	.000	08/15/2029	25,000.00	1.630	3059
912833XP0	242575	2000	S 0 08-15-29	09/06/2019	85,823.00	.000	08/15/2029	100,000.00	1.544	3059
912833XP0	242668	2000	S 0 08-15-29	09/12/2019	67,631.20	.000	08/15/2029	80,000.00	1.700	3059
912833XP0	242805	2000	S 0 08-15-29	09/23/2019	208,440.00	.000	08/15/2029	250,000.00	1.846	3059





Run Date: 4/5/2021 4:53:48 AM

Investments Outstanding As Of Date: 3/31/2021

INVENTORY BY MATURITY REPORT

CUSIP	Investment #	Fund	Issuer	Purchase Date	Current Book	Current Rate	Maturity Date	Current Par	YTM	Days to Maturity
912833XP0	246483	2000	S 0 08-15-29	08/10/2020	37,897.20	.000	08/15/2029	40,000.00	.600	3059
912833XP0	246788	2000	US Treasury Strip 08,15,2029	09/18/2020	75,202.29	.000	08/15/2029	80,000.00	.696	3059
912833XP0	247008	2000	S 0 08-15-29	10/13/2020	37,274.40	.000	08/15/2029	40,000.00	.800	3059
912833XP0	247135	2000	S 0 08-15-29	10/22/2020	37,299.55	.000	08/15/2029	40,000.00	.795	3059
912833XT2	189270	2000	US TREASURY STRIP	11/21/2008	2,012.50	.000	11/15/2029	5,000.00	4.384	3151
912833XT2	201941	2000	US TREASURY STRIP	11/17/2010	22,038.00	.000	11/15/2029	50,000.00	4.360	3151
912833XT2	202157	2000	US TREASURY STRIP	11/24/2010	21,799.50	.000	11/15/2029	50,000.00	4.423	3151
912833XT2	203396	2000	US TREASURY STRIP	01/31/2011	41,397.00	.000	11/15/2029	100,000.00	4.750	3151
912833XT2	212198	2000	US TREASURY STRIP	11/30/2012	97,201.50	.000	11/15/2029	150,000.00	2.575	3151
912833XT2	212328	2000	US TREASURY STRIP	12/13/2012	227,090.50	.000	11/15/2029	350,000.00	2.573	3151
912833XT2	212657	2000	US TREASURY STRIP	01/17/2013	31,166.50	.000	11/15/2029	50,000.00	2.829	3151
912833XT2	216077	2000	US TREASURY STRIP	11/21/2013	28,157.50	.000	11/15/2029	50,000.00	3.625	3151
912833XT2	216422	2000	US TREASURY STRIP	01/09/2014	54,936.00	.000	11/15/2029	100,000.00	3.816	3151
912833XT2	219698	2000	US TREASURY STRIP	11/20/2014	162,167.50	.000	11/15/2029	250,000.00	2.909	3151
912833XT2	220252	2000	US TREASURY STRIP	01/09/2015	35,448.00	.000	11/15/2029	50,000.00	2.330	3151
912833XT2	220354	2000	US TREASURY STRIP	01/20/2015	70,649.00	.000	11/15/2029	100,000.00	2.359	3151
912833XT2	220442	2000	US TREASURY STRIP	01/26/2015	71,914.00	.000	11/15/2029	100,000.00	2.240	3151
912833XT2	220461	2000	US TREASURY STRIP	01/26/2015	35,838.50	.000	11/15/2029	50,000.00	2.263	3151
912833XT2	220481	2000	US TREASURY STRIP	01/26/2015	28,673.20	.000	11/15/2029	40,000.00	2.262	3151
912833XT2	220509	2000	US TREASURY STRIP	01/27/2015	179,532.50	.000	11/15/2029	250,000.00	2.250	3151
912833XT2	220613	2000	US TREASURY STRIP	01/29/2015	178,337.50	.000	11/15/2029	250,000.00	2.297	3151
912833XT2	225027	2000	USTREASURYSTRIP	12/24/2015	174,040.00	.000	11/15/2029	250,000.00	2.624	3151
912833XT2	225330	2000	USTREASURYSTRIP	02/04/2016	71,526.00	.000	11/15/2029	100,000.00	2.447	3151
912833XT2	228578	2000	US TREASURY STRI ZERO-% 1	11/14/2016	14,310.23	.000	11/15/2029	19,000.00	2.192	3151
912833XT2	229130	2000	S 0 11-15-29	01/12/2017	14,155.60	.000	11/15/2029	20,000.00	2.710	3151
912833XT2	229131	2000	S 0 11-15-29	01/12/2017	14,155.60	.000	11/15/2029	20,000.00	2.710	3151
912833XT2	229277	2000	S 0 11-15-29	01/26/2017	176,237.50	.000	11/15/2029	250,000.00	2.750	3151
912833XT2	229412	2000	S 0 11-15-29	02/02/2017	28,035.60	.000	11/15/2029	40,000.00	2.800	3151
912833XT2	234364	2000	S 0 11-15-29	11/16/2017	73,525.00	.000	11/15/2029	100,000.00	2.580	3151
912833XT2	234936	2000	S 0 11-15-29	01/25/2018	28,875.60	.000	11/15/2029	40,000.00	2.780	3151
912833XT2	235063	2000	S 0 11-15-29	02/02/2018	28,725.60	.000	11/15/2029	40,000.00	2.830	3151
912833XT2	243390	2000	S 0 11-15-29	11/15/2019	32,664.80	.000	11/15/2029	40,000.00	2.036	3151
912833XT2	243633	2000	S 0 11-15-29	12/09/2019	33,312.80	.000	11/15/2029	40,000.00	1.850	3151



Run Date: 4/5/2021 4:53:48 AM

Investments Outstanding As Of Date: 3/31/2021

INVENTORY BY MATURITY REPORT

CUSIP	Investment #	Fund	Issuer	Purchase Date	Current Book	Current Rate	Maturity Date	Current Par	YTM	Days to Maturity
912833XT2	243726	2000	S 0 11-15-29	12/16/2019	33,064.00	.000	11/15/2029	40,000.00	1.930	3151
912833XT2	247333	2000	S 0 11-15-29	11/06/2020	36,836.80	.000	11/15/2029	40,000.00	.915	3151
912833XT2	247473	2000	S 0 11-15-29	11/19/2020	73,564.80	.000	11/15/2029	80,000.00	.935	3151
912833XT2	247638	2000	S 0 11-15-29	12/03/2020	36,971.60	.000	11/15/2029	40,000.00	.882	3151
912833XT2	247790	2000	S 0 11-15-29	12/14/2020	36,675.97	.000	11/15/2029	40,000.00	.975	3151
912833XT2	247850	2000	S 0 11-15-29	12/17/2020	36,858.40	.000	11/15/2029	40,000.00	.920	3151
31359YDB0	173967	2000	FMNA STRIP	12/14/2005	149,678.01	.000	01/15/2030	513,000.00	5.180	3212
912833XX3	184847	2000	US TREASURY STRIP	02/28/2008	3,482.97	.000	02/15/2030	10,000.00	4.860	3243
912833XX3	185237	2000	US TREASURY STRIP	03/27/2008	3,800.00	.000	02/15/2030	10,000.00	4.470	3243
912833XX3	185628	2000	US TREASURY STRIP	04/16/2008	3,800.00	.000	02/15/2030	10,000.00	4.481	3243
912833XX3	185892	2000	US TREASURY STRIP	04/28/2008	9,217.25	.000	02/15/2030	25,000.00	4.630	3243
912833XX3	191130	2000	US TREASURY STRIP	04/13/2009	2,250.00	.000	02/15/2030	5,000.00	3.868	3243
912833XX3	203865	2000	US TREASURY STRIP	02/28/2011	20,308.00	.000	02/15/2030	50,000.00	4.808	3243
912833XX3	204512	2000	US TREASURY STRIP	04/12/2011	40,681.00	.000	02/15/2030	100,000.00	4.830	3243
912833XX3	205425	2000	US TREASURY STRIP	05/05/2011	42,849.00	.000	02/15/2030	100,000.00	4.564	3243
912833XX3	208708	2000	US TREASURY STRIP	02/16/2012	28,921.50	.000	02/15/2030	50,000.00	3.065	3243
912833XX3	208879	2000	US TREASURY STRIP	03/05/2012	58,409.00	.000	02/15/2030	100,000.00	3.018	3243
912833XX3	209018	2000	US TREASURY STRIP	03/19/2012	27,336.50	.000	02/15/2030	50,000.00	3.400	3243
912833XX3	209143	2000	US TREASURY STRIP	04/05/2012	27,946.50	.000	02/15/2030	50,000.00	3.283	3243
912833XX3	209935	2000	US TREASURY STRIP	04/30/2012	29,070.50	.000	02/15/2030	50,000.00	3.071	3243
912833XX3	213297	2000	US TREASURY STRIP	03/25/2013	30,283.50	.000	02/15/2030	50,000.00	2.990	3243
912833XX3	213367	2000	US TREASURY STRIP	03/28/2013	60,753.00	.000	02/15/2030	100,000.00	2.973	3243
912833XX3	213444	2000	US TREASURY STRIP	04/04/2013	30,856.50	.000	02/15/2030	50,000.00	2.882	3243
912833XX3	213511	2000	US TREASURY STRIP	04/12/2013	63,428.00	.000	02/15/2030	100,000.00	2.721	3243
912833XX3	214263	2000	US TREASURY STRIP	05/02/2013	64,274.00	.000	02/15/2030	100,000.00	2.650	3243
912833XX3	216917	2000	US TREASURY STRIP	03/21/2014	143,740.00	.000	02/15/2030	250,000.00	3.510	3243
912833XX3	220883	2000	US TREASURY STRIP	02/13/2015	27,839.20	.000	02/15/2030	40,000.00	2.430	3243
912833XX3	222333	2000	US TREASURY STRIP	04/30/2015	27,898.80	.000	02/15/2030	40,000.00	2.450	3243
912833XX3	225726	2000	USTREASURYSTRI	03/17/2016	28,864.80	.000	02/15/2030	40,000.00	2.358	3243
912833XX3	225761	2000	USTREASURYSTRI	03/17/2016	13,166.83	.000	02/15/2030	18,250.00	2.360	3243
912833XX3	229666	2000	S 0 02-15-30	02/24/2017	36,343.84	.000	02/15/2030	52,000.00	2.780	3243
912833XX3	230024	2000	S 0 02-15-30	03/24/2017	279,628.00	.000	02/15/2030	400,000.00	2.795	3243
912833XX3	230116	2000	S 0 02-15-30	03/30/2017	176,715.00	.000	02/15/2030	250,000.00	2.711	3243



Run Date: 4/5/2021 4:53:48 AM

Investments Outstanding As Of Date: 3/31/2021

INVENTORY BY MATURITY REPORT

CUSIP	Investment #	Fund	Issuer	Purchase Date	Current Book	Current Rate	Maturity Date	Current Par	YTM	Days to Maturity
912833XX3	230222	2000	S 0 02-15-30	04/06/2017	35,593.00	.000	02/15/2030	50,000.00	2.660	3243
912833XX3	230336	2000	S 0 02-15-30	04/17/2017	28,751.20	.000	02/15/2030	40,000.00	2.590	3243
912833XX3	230976	2000	S 0 02-15-30	04/28/2017	179,835.00	.000	02/15/2030	250,000.00	2.590	3243
912833XX3	235203	2000	S 0 02-15-30	02/15/2018	27,981.60	.000	02/15/2030	40,000.00	3.000	3243
912833XX3	235373	2000	S 0 02-15-30	03/01/2018	28,047.20	.000	02/15/2030	40,000.00	2.990	3243
912833XX3	235398	2000	S 0 02-15-30	03/01/2018	27,962.80	.000	02/15/2030	40,000.00	3.016	3243
912833XX3	235458	2000	S 0 02-15-30	03/05/2018	139,392.00	.000	02/15/2030	200,000.00	3.044	3243
912833XX3	235531	2000	S 0 02-15-30	03/08/2018	28,020.80	.000	02/15/2030	40,000.00	3.003	3243
912833XX3	236313	2000	S 0 02-15-30	04/26/2018	27,882.80	.000	02/15/2030	40,000.00	3.080	3243
912833XX3	244740	2000	S 0 02-15-30	03/19/2020	36,883.20	.000	02/15/2030	40,000.00	.820	3243
912833XX3	244851	2000	S 0 02-15-30	04/02/2020	23,173.75	.000	02/15/2030	25,000.00	.770	3243
912833XX3	249116	2000	S 0 02-15-30	03/12/2021	34,733.60	.000	02/15/2030	40,000.00	1.587	3243
912833XX3	249143	2000	S 0 02-15-30	03/12/2021	69,467.20	.000	02/15/2030	80,000.00	1.587	3243
31359YEA1	173972	2000	FNMA STRIP	12/14/2005	446,896.72	.000	05/15/2030	1,558,000.00	5.180	3332
912833XU9	186344	2010	US TREASURY STRIP	05/22/2008	2,669,356.56	.000	05/15/2030	7,538,000.00	4.779	3332
912833XU9	186674	2000	US TREASURY STRIP	06/09/2008	8,796.00	.000	05/15/2030	25,000.00	4.820	3332
912833XU9	187237	2000	US TREASURY STRIP	07/11/2008	3,685.50	.000	05/15/2030	10,000.00	4.622	3332
912833XU9	197113	2000	US TREASURY STRIP	05/11/2010	125,451.43	.000	05/15/2030	306,000.00	4.506	3332
912833XU9	197205	2000	US TREASURY STRIP	05/14/2010	10,115.50	.000	05/15/2030	25,000.00	4.575	3332
912833XU9	198713	2000	US TREASURY STRIP	07/13/2010	43,800.00	.000	05/15/2030	100,000.00	4.205	3332
912833XU9	205484	2000	US TREASURY STRIP	05/09/2011	42,946.00	.000	05/15/2030	100,000.00	4.494	3332
912833XU9	206129	2000	US TREASURY STRIP	06/13/2011	44,555.00	.000	05/15/2030	100,000.00	4.319	3332
912833XU9	206325	2000	US TREASURY STRIP	06/23/2011	22,256.50	.000	05/15/2030	50,000.00	4.330	3332
912833XU9	206383	2000	US TREASURY STRIP	06/27/2011	22,195.00	.000	05/15/2030	50,000.00	4.348	3332
912833XU9	210188	2000	US TREASURY STRIP	05/16/2012	30,005.50	.000	05/15/2030	50,000.00	2.858	3332
912833XU9	210403	2000	US TREASURY STRIP	06/06/2012	32,844.50	.000	05/15/2030	50,000.00	2.356	3332
912833XU9	210609	2000	US TREASURY STRIP	06/25/2012	31,362.50	.000	05/15/2030	50,000.00	2.624	3332
912833XU9	214715	2000	US TREASURY STRIP	06/17/2013	29,084.00	.000	05/15/2030	50,000.00	3.230	3332
912833XU9	218192	2000	US TREASURY STRIP	06/26/2014	29,634.50	.000	05/15/2030	50,000.00	3.320	3332
912833XU9	218218	2000	US TREASURY STRIP	06/27/2014	29,671.00	.000	05/15/2030	50,000.00	3.313	3332
912833XU9	218588	2000	US TREASURY STRIP	07/31/2014	30,571.00	.000	05/15/2030	50,000.00	3.140	3332
912833XU9	222632	2000	US TREASURY STRIP	05/21/2015	164,140.00	.000	05/15/2030	250,000.00	2.828	3332
912833XU9	226889	2000	US TREASURY STRI ZERO-% 5	05/26/2016	87,688.80	.000	05/15/2030	120,000.00	2.258	3332



Run Date: 4/5/2021 4:53:48 AM

Investments Outstanding As Of Date: 3/31/2021

INVENTORY BY MATURITY REPORT

CUSIP	Investment #	Fund	Issuer	Purchase Date	Current Book	Current Rate	Maturity Date	Current Par	YTM	Days to Maturity
912833XU9	227323	2000	US TREASURY STRI ZERO-% 5	07/15/2016	39,075.50	.000	05/15/2030	50,000.00	1.790	3332
912833XU9	227506	2000	US TREASURY STRI ZERO-% 5	07/29/2016	30,878.00	.000	05/15/2030	40,000.00	1.885	3332
912833XU9	227678	2000	US TREASURY STRI ZERO-% 5	08/12/2016	77,039.00	.000	05/15/2030	100,000.00	1.905	3332
912833XU9	231312	2000	S 0 05-15-30	05/11/2017	28,257.20	.000	05/15/2030	40,000.00	2.689	3332
912833XU9	231583	2000	S 0 05-15-30	06/02/2017	28,846.80	.000	05/15/2030	40,000.00	2.540	3332
912833XU9	237039	2000	S 0 05-15-30	06/14/2018	27,820.00	.000	05/15/2030	40,000.00	3.070	3332
912833XU9	237324	2000	S 0 05-15-30	07/06/2018	28,223.60	.000	05/15/2030	40,000.00	2.962	3332
912833XU9	237410	2000	S 0 05-15-30	07/12/2018	28,235.60	.000	05/15/2030	40,000.00	2.963	3332
912833XU9	241263	2000	S 0 05-15-30	05/09/2019	30,093.20	.000	05/15/2030	40,000.00	2.600	3332
912833XU9	241687	2000	S 0 05-15-30	06/21/2019	31,619.60	.000	05/15/2030	40,000.00	2.169	3332
912833XU9	241912	2000	S 0 05-15-30	07/11/2019	31,744.00	.000	05/15/2030	40,000.00	2.143	3332
912833XU9	242037	2000	S 0 05-15-30	07/22/2019	197,377.50	.000	05/15/2030	250,000.00	2.197	3332
912833XU9	242106	2000	S 0 05-15-30	07/26/2019	31,816.00	.000	05/15/2030	40,000.00	2.130	3332
912833XU9	245852	2000	S 0 05-15-30	05/18/2020	37,062.80	.000	05/15/2030	40,000.00	.765	3332
912833XU9	246032	2000	S 0 05-15-30	06/12/2020	36,470.40	.000	05/15/2030	40,000.00	.933	3332
912833XU9	246094	2000	S 0 05-15-30	06/19/2020	36,706.80	.000	05/15/2030	40,000.00	.869	3332
912833XU9	246257	2000	S 0 05-15-30	07/16/2020	37,161.60	.000	05/15/2030	40,000.00	.750	3332
912833XU9	246281	2000	S 0 05-15-30	07/16/2020	37,161.60	.000	05/15/2030	40,000.00	.750	3332
912833XU9	246322	2000	S 0 05-15-30	07/20/2020	37,219.20	.000	05/15/2030	40,000.00	.735	3332
912833XY1	178596	2000	US TREASURY STRIP	10/26/2006	43,180.20	.000	08/15/2030	138,000.00	4.941	3424
912833XY1	188172	2010	US TREASURY STRIP	09/22/2008	228,124.80	.000	08/15/2030	576,000.00	4.275	3424
912833XY1	207500	2000	US TREASURY STRIP	09/23/2011	27,601.50	.000	08/15/2030	50,000.00	3.170	3424
912833XY1	207870	2000	US TREASURY STRIP	10/31/2011	54,463.00	.000	08/15/2030	100,000.00	3.260	3424
912833XY1	207923	2000	US TREASURY STRIP	11/03/2011	27,138.50	.000	08/15/2030	50,000.00	3.280	3424
912833XY1	211249	2000	US TREASURY STRIP	08/17/2012	31,018.00	.000	08/15/2030	50,000.00	2.671	3424
912833XY1	211309	2000	US TREASURY STRIP	08/22/2012	60,719.00	.000	08/15/2030	100,000.00	2.794	3424
912833XY1	215304	2000	US TREASURY STRIP	08/16/2013	26,768.00	.000	08/15/2030	50,000.00	3.710	3424
912833XY1	215628	2000	US TREASURY STRIP	09/26/2013	27,014.00	.000	08/15/2030	50,000.00	3.679	3424
912833XY1	215891	2000	US TREASURY STRIP	11/01/2013	55,712.00	.000	08/15/2030	100,000.00	3.515	3424
912833XY1	218846	2000	US TREASURY STRIP	08/28/2014	247,876.00	.000	08/15/2030	400,000.00	3.020	3424
912833XY1	219038	2000	US TREASURY STRIP	09/18/2014	60,300.00	.000	08/15/2030	100,000.00	3.205	3424
912833XY1	219290	2000	US TREASURY STRIP	10/17/2014	25,637.60	.000	08/15/2030	40,000.00	2.830	3424
912833XY1	224324	2000	USTREASURYSTRIP	10/08/2015	68,686.00	.000	08/15/2030	100,000.00	2.545	3424



Run Date: 4/5/2021 4:53:48 AM

Investments Outstanding As Of Date: 3/31/2021

INVENTORY BY MATURITY REPORT

CUSIP	Investment #	Fund	Issuer	Purchase Date	Current Book	Current Rate	Maturity Date	Current Par	YTM	Days to Maturity
912833XY1	224492	2000	USTREASURYSTRIP	10/22/2015	68,401.00	.000	08/15/2030	100,000.00	2.580	3424
912833XY1	224570	2000	USTREASURYSTRIP	10/29/2015	27,323.60	.000	08/15/2030	40,000.00	2.593	3424
912833XY1	228092	2000	US TREASURY STRI ZERO-% 8	09/23/2016	37,558.50	.000	08/15/2030	50,000.00	2.070	3424
912833XY1	228274	2000	US TREASURY STRI ZERO-% 8	10/14/2016	185,965.00	.000	08/15/2030	250,000.00	2.150	3424
912833XY1	234137	2000	S 0 08-15-30	10/26/2017	28,734.80	.000	08/15/2030	40,000.00	2.600	3424
912833XY1	234161	2000	S 0 08-15-30	10/26/2017	35,941.50	.000	08/15/2030	50,000.00	2.595	3424
912833XY1	234196	2000	S 0 08-15-30	10/27/2017	17,915.25	.000	08/15/2030	25,000.00	2.620	3424
912833XY1	237896	2000	S 0 08-15-30	08/23/2018	84,596.40	.000	08/15/2030	120,000.00	2.940	3424
912833XY1	237926	2000	S 0 08-15-30	08/23/2018	28,232.00	.000	08/15/2030	40,000.00	2.930	3424
912833XY1	237939	2000	S 0 08-15-30	08/23/2018	176,165.00	.000	08/15/2030	250,000.00	2.944	3424
912833XY1	238215	2000	S 0 08-15-30	09/13/2018	27,801.60	.000	08/15/2030	40,000.00	3.075	3424
912833XY1	238683	2000	S 0 08-15-30	10/25/2018	272,004.00	.000	08/15/2030	400,000.00	3.293	3424
912833XY1	242347	2000	S 0 08-15-30	08/19/2019	20,824.25	.000	08/15/2030	25,000.00	1.670	3424
912833XY1	242576	2000	S 0 08-15-30	09/06/2019	84,180.00	.000	08/15/2030	100,000.00	1.580	3424
912833XY1	242669	2000	S 0 08-15-30	09/12/2019	66,238.40	.000	08/15/2030	80,000.00	1.735	3424
912833XY1	242806	2000	S 0 08-15-30	09/23/2019	203,742.50	.000	08/15/2030	250,000.00	1.887	3424
912833XY1	246484	2000	S 0 08-15-30	08/10/2020	37,416.00	.000	08/15/2030	40,000.00	.668	3424
912833XY1	246789	2000	US Treasury Strip 08,15,2030	09/18/2020	73,999.53	.000	08/15/2030	80,000.00	.789	3424
912833XY1	247009	2000	S 0 08-15-30	10/13/2020	36,613.60	.000	08/15/2030	40,000.00	.901	3424
912833XY1	247136	2000	S 0 08-15-30	10/22/2020	36,675.49	.000	08/15/2030	40,000.00	.886	3424
9128337N4	189271	2000	US TREASURY STRIP	11/21/2008	1,925.00	.000	11/15/2030	5,000.00	4.389	3516
9128337N4	203397	2000	US TREASURY STRIP	01/31/2011	39,285.00	.000	11/15/2030	100,000.00	4.778	3516
9128337N4	212199	2000	US TREASURY STRIP	11/30/2012	93,927.00	.000	11/15/2030	150,000.00	2.624	3516
9128337N4	212329	2000	US TREASURY STRIP	12/13/2012	219,327.50	.000	11/15/2030	350,000.00	2.625	3516
9128337N4	212658	2000	US TREASURY STRIP	01/17/2013	30,017.00	.000	11/15/2030	50,000.00	2.883	3516
9128337N4	216078	2000	US TREASURY STRIP	11/21/2013	26,893.50	.000	11/15/2030	50,000.00	3.685	3516
9128337N4	216423	2000	US TREASURY STRIP	01/09/2014	52,384.00	.000	11/15/2030	100,000.00	3.875	3516
9128337N4	219699	2000	US TREASURY STRIP	11/20/2014	156,930.00	.000	11/15/2030	250,000.00	2.934	3516
9128337N4	220253	2000	US TREASURY STRIP	01/09/2015	34,473.50	.000	11/15/2030	50,000.00	2.360	3516
9128337N4	220355	2000	US TREASURY STRIP	01/20/2015	68,765.00	.000	11/15/2030	100,000.00	2.382	3516
9128337N4	220443	2000	US TREASURY STRIP	01/26/2015	70,110.00	.000	11/15/2030	100,000.00	2.260	3516
9128337N4	220462	2000	US TREASURY STRIP	01/26/2015	34,948.50	.000	11/15/2030	50,000.00	2.279	3516
9128337N4	220482	2000	US TREASURY STRIP	01/26/2015	27,948.00	.000	11/15/2030	40,000.00	2.282	3516



Run Date: 4/5/2021 4:53:48 AM

Investments Outstanding As Of Date: 3/31/2021

INVENTORY BY MATURITY REPORT

CUSIP	Investment #	Fund	Issuer	Purchase Date	Current Book	Current Rate	Maturity Date	Current Par	YTM	Days to Maturity
9128337N4	220510	2000	US TREASURY STRIP	01/27/2015	175,012.50	.000	11/15/2030	250,000.00	2.270	3516
9128337N4	220614	2000	US TREASURY STRIP	01/29/2015	173,905.00	.000	11/15/2030	250,000.00	2.311	3516
9128337N4	225028	2000	USTREASURYSTRIP	12/24/2015	168,765.00	.000	11/15/2030	250,000.00	2.656	3516
9128337N4	225331	2000	USTREASURYSTRIP	02/04/2016	69,459.00	.000	11/15/2030	100,000.00	2.481	3516
9128337N4	228579	2000	US TREASURY STR ZERO-% 1	11/14/2016	13,169.52	.000	11/15/2030	18,000.00	2.244	3516
9128337N4	229127	2000	S 0 11-15-30	01/12/2017	13,704.60	.000	11/15/2030	20,000.00	2.750	3516
9128337N4	229144	2000	S 0 11-15-30	01/12/2017	13,704.60	.000	11/15/2030	20,000.00	2.750	3516
9128337N4	229278	2000	S 0 11-15-30	01/26/2017	170,557.50	.000	11/15/2030	250,000.00	2.790	3516
9128337N4	229413	2000	S 0 11-15-30	02/02/2017	27,118.80	.000	11/15/2030	40,000.00	2.840	3516
9128337N4	234365	2000	S 0 11-15-30	11/16/2017	71,297.00	.000	11/15/2030	100,000.00	2.620	3516
9128337N4	234937	2000	S 0 11-15-30	01/25/2018	28,018.40	.000	11/15/2030	40,000.00	2.800	3516
9128337N4	235064	2000	S 0 11-15-30	02/02/2018	27,859.20	.000	11/15/2030	40,000.00	2.850	3516
9128337N4	243391	2000	S 0 11-15-30	11/15/2019	31,854.00	.000	11/15/2030	40,000.00	2.081	3516
9128337N4	243634	2000	S 0 11-15-30	12/09/2019	32,563.60	.000	11/15/2030	40,000.00	1.890	3516
9128337N4	243727	2000	S 0 11-15-30	12/16/2019	32,294.80	.000	11/15/2030	40,000.00	1.970	3516
9128337N4	247334	2000	S 0 11-15-30	11/06/2020	36,193.60	.000	11/15/2030	40,000.00	1.000	3516
9128337N4	247474	2000	S 0 11-15-30	11/19/2020	72,157.60	.000	11/15/2030	80,000.00	1.036	3516
9128337N4	247639	2000	S 0 11-15-30	12/03/2020	36,320.80	.000	11/15/2030	40,000.00	.972	3516
9128337N4	247791	2000	S 0 11-15-30	12/14/2020	35,958.96	.000	11/15/2030	40,000.00	1.076	3516
9128337N4	247851	2000	S 0 11-15-30	12/17/2020	36,163.20	.000	11/15/2030	40,000.00	1.020	3516
912803CK7	184848	2000	US TREASURY STRIP (P)	02/28/2008	3,364.63	.000	02/15/2031	10,000.00	4.800	3608
912833XZ8	185238	2000	US TREASURY STRIP	03/27/2008	3,700.00	.000	02/15/2031	10,000.00	4.392	3608
912833XZ8	185629	2000	US TREASURY STRIP	04/16/2008	3,700.00	.000	02/15/2031	10,000.00	4.402	3608
912833XZ8	185893	2000	US TREASURY STRIP	04/28/2008	8,923.25	.000	02/15/2031	25,000.00	4.570	3608
912833XZ8	191131	2000	US TREASURY STRIP	04/13/2009	2,200.00	.000	02/15/2031	5,000.00	3.794	3608
912833XZ8	208709	2000	US TREASURY STRIP	02/16/2012	27,872.00	.000	02/15/2031	50,000.00	3.100	3608
912833XZ8	208880	2000	US TREASURY STRIP	03/05/2012	56,337.00	.000	02/15/2031	100,000.00	3.051	3608
912833XZ8	209019	2000	US TREASURY STRIP	03/19/2012	26,400.00	.000	02/15/2031	50,000.00	3.406	3608
912833XZ8	209144	2000	US TREASURY STRIP	04/05/2012	26,862.00	.000	02/15/2031	50,000.00	3.321	3608
912833XZ8	209936	2000	US TREASURY STRIP	04/30/2012	28,057.50	.000	02/15/2031	50,000.00	3.098	3608
912833XZ8	213298	2000	US TREASURY STRIP	03/25/2013	29,037.50	.000	02/15/2031	50,000.00	3.060	3608
912833XZ8	213368	2000	US TREASURY STRIP	03/28/2013	58,325.00	.000	02/15/2031	100,000.00	3.037	3608
912833XZ8	213445	2000	US TREASURY STRIP	04/04/2013	29,608.50	.000	02/15/2031	50,000.00	2.954	3608



Run Date: 4/5/2021 4:53:48 AM

Investments Outstanding As Of Date: 3/31/2021

INVENTORY BY MATURITY REPORT

CUSIP	Investment #	Fund	Issuer	Purchase Date	Current Book	Current Rate	Maturity Date	Current Par	YTM	Days to Maturity
912833XZ8	213512	2000	US TREASURY STRIP	04/12/2013	61,034.00	.000	02/15/2031	100,000.00	2.786	3608
912833XZ8	214264	2000	US TREASURY STRIP	05/02/2013	61,948.00	.000	02/15/2031	100,000.00	2.710	3608
912833XZ8	216918	2000	US TREASURY STRIP	03/21/2014	137,447.50	.000	02/15/2031	250,000.00	3.570	3608
912833XZ8	220885	2000	US TREASURY STRIP	02/13/2015	27,046.40	.000	02/15/2031	40,000.00	2.460	3608
912833XZ8	222334	2000	US TREASURY STRIP	04/30/2015	27,100.80	.000	02/15/2031	40,000.00	2.480	3608
912833XZ8	225728	2000	USTREASURYSTRI	03/17/2016	28,046.00	.000	02/15/2031	40,000.00	2.395	3608
912833XZ8	225739	2000	USTREASURYSTRI	03/17/2016	12,823.55	.000	02/15/2031	18,250.00	2.380	3608
912833XZ8	229667	2000	S 0 02-15-31	02/24/2017	35,208.16	.000	02/15/2031	52,000.00	2.810	3608
912833XZ8	230025	2000	S 0 02-15-31	03/24/2017	270,672.00	.000	02/15/2031	400,000.00	2.830	3608
912833XZ8	230118	2000	S 0 02-15-31	03/30/2017	171,105.00	.000	02/15/2031	250,000.00	2.750	3608
912833XZ8	230223	2000	S 0 02-15-31	04/06/2017	34,428.50	.000	02/15/2031	50,000.00	2.710	3608
912833XZ8	230337	2000	S 0 02-15-31	04/17/2017	27,868.00	.000	02/15/2031	40,000.00	2.630	3608
912833XZ8	230977	2000	S 0 02-15-31	04/28/2017	174,315.00	.000	02/15/2031	250,000.00	2.630	3608
912833XZ8	235204	2000	S 0 02-15-31	02/15/2018	27,091.20	.000	02/15/2031	40,000.00	3.020	3608
912833XZ8	235374	2000	S 0 02-15-31	03/01/2018	27,122.80	.000	02/15/2031	40,000.00	3.020	3608
912833XZ8	235399	2000	S 0 02-15-31	03/01/2018	27,059.20	.000	02/15/2031	40,000.00	3.038	3608
912833XZ8	235459	2000	S 0 02-15-31	03/05/2018	134,866.00	.000	02/15/2031	200,000.00	3.066	3608
912833XZ8	235532	2000	S 0 02-15-31	03/08/2018	27,125.60	.000	02/15/2031	40,000.00	3.024	3608
912833XZ8	236289	2000	S 0 02-15-31	04/26/2018	26,975.20	.000	02/15/2031	40,000.00	3.100	3608
912833XZ8	244741	2000	S 0 02-15-31	03/19/2020	36,443.60	.000	02/15/2031	40,000.00	.855	3608
912833XZ8	244854	2000	S 0 02-15-31	04/02/2020	22,872.00	.000	02/15/2031	25,000.00	.820	3608
912833XZ8	249117	2000	S 0 02-15-31	03/12/2021	33,833.60	.000	02/15/2031	40,000.00	1.693	3608
912833XZ8	249144	2000	S 0 02-15-31	03/12/2021	67,667.20	.000	02/15/2031	80,000.00	1.693	3608
9128337P9	186345	2010	US TREASURY STRIP	05/22/2008	2,558,246.44	.000	05/15/2031	7,538,000.00	4.758	3697
9128337P9	186675	2000	US TREASURY STRIP	06/09/2008	8,452.75	.000	05/15/2031	25,000.00	4.785	3697
9128337P9	187238	2000	US TREASURY STRIP	07/11/2008	3,541.30	.000	05/15/2031	10,000.00	4.596	3697
9128337P9	197114	2000	US TREASURY STRIP	05/11/2010	119,704.75	.000	05/15/2031	306,000.00	4.517	3697
9128337P9	197207	2000	US TREASURY STRIP	05/14/2010	9,583.00	.000	05/15/2031	25,000.00	4.618	3697
9128337P9	198714	2000	US TREASURY STRIP	07/13/2010	41,900.00	.000	05/15/2031	100,000.00	4.218	3697
9128337P9	210189	2000	US TREASURY STRIP	05/16/2012	28,844.50	.000	05/15/2031	50,000.00	2.917	3697
9128337P9	210404	2000	US TREASURY STRIP	06/06/2012	31,877.50	.000	05/15/2031	50,000.00	2.391	3697
9128337P9	210610	2000	US TREASURY STRIP	06/25/2012	30,489.00	.000	05/15/2031	50,000.00	2.636	3697
9128337P9	214716	2000	US TREASURY STRIP	06/17/2013	27,870.50	.000	05/15/2031	50,000.00	3.290	3697



Run Date: 4/5/2021 4:53:48 AM

Investments Outstanding As Of Date: 3/31/2021

INVENTORY BY MATURITY REPORT

CUSIP	Investment #	Fund	Issuer	Purchase Date	Current Book	Current Rate	Maturity Date	Current Par	YTM	Days to Maturity
9128337P9	218193	2000	US TREASURY STRIP	06/26/2014	28,414.00	.000	05/15/2031	50,000.00	3.375	3697
9128337P9	218219	2000	US TREASURY STRIP	06/27/2014	28,438.00	.000	05/15/2031	50,000.00	3.370	3697
9128337P9	218589	2000	US TREASURY STRIP	07/31/2014	29,486.50	.000	05/15/2031	50,000.00	3.170	3697
9128337P9	222634	2000	US TREASURY STRIP	05/21/2015	158,265.00	.000	05/15/2031	250,000.00	2.881	3697
9128337P9	226890	2000	US TREASURY STRI ZERO-% 5	05/26/2016	85,387.20	.000	05/15/2031	120,000.00	2.286	3697
9128337P9	227324	2000	US TREASURY STRI ZERO-% 5	07/15/2016	38,160.00	.000	05/15/2031	50,000.00	1.830	3697
9128337P9	227507	2000	US TREASURY STRI ZERO-% 5	07/29/2016	30,148.80	.000	05/15/2031	40,000.00	1.920	3697
9128337P9	227679	2000	US TREASURY STRI ZERO-% 5	08/12/2016	75,152.00	.000	05/15/2031	100,000.00	1.945	3697
9128337P9	231313	2000	S 0 05-15-31	05/11/2017	27,300.00	.000	05/15/2031	40,000.00	2.745	3697
9128337P9	231584	2000	S 0 05-15-31	06/02/2017	27,954.00	.000	05/15/2031	40,000.00	2.585	3697
9128337P9	237027	2000	S 0 05-15-31	06/14/2018	26,985.20	.000	05/15/2031	40,000.00	3.070	3697
9128337P9	237309	2000	S 0 05-15-31	07/06/2018	27,357.60	.000	05/15/2031	40,000.00	2.976	3697
9128337P9	237403	2000	S 0 05-15-31	07/12/2018	27,353.20	.000	05/15/2031	40,000.00	2.981	3697
9128337P9	241264	2000	S 0 05-15-31	05/09/2019	29,186.80	.000	05/15/2031	40,000.00	2.640	3697
9128337P9	241688	2000	S 0 05-15-31	06/21/2019	30,774.40	.000	05/15/2031	40,000.00	2.216	3697
9128337P9	241913	2000	S 0 05-15-31	07/11/2019	30,885.60	.000	05/15/2031	40,000.00	2.195	3697
9128337P9	242036	2000	S 0 05-15-31	07/22/2019	192,035.00	.000	05/15/2031	250,000.00	2.245	3697
9128337P9	242107	2000	S 0 05-15-31	07/26/2019	30,964.00	.000	05/15/2031	40,000.00	2.181	3697
9128337P9	245853	2000	S 0 05-15-31	05/18/2020	36,548.40	.000	05/15/2031	40,000.00	.823	3697
9128337P9	246033	2000	S 0 05-15-31	06/12/2020	35,862.40	.000	05/15/2031	40,000.00	1.002	3697
9128337P9	246095	2000	S 0 05-15-31	06/19/2020	36,071.60	.000	05/15/2031	40,000.00	.950	3697
9128337P9	246260	2000	S 0 05-15-31	07/16/2020	36,646.80	.000	05/15/2031	40,000.00	.810	3697
9128337P9	246282	2000	S 0 05-15-31	07/16/2020	36,646.80	.000	05/15/2031	40,000.00	.810	3697
9128337P9	246323	2000	S 0 05-15-31	07/20/2020	36,689.20	.000	05/15/2031	40,000.00	.800	3697
9128334S6	178597	2000	US TREASURY STRIP	10/26/2006	41,082.60	.000	08/15/2031	138,000.00	4.945	3789
9128334S6	188173	2010	US TREASURY STRIP	09/22/2008	219,709.44	.000	08/15/2031	576,000.00	4.254	3789
9128334S6	211250	2000	US TREASURY STRIP	08/17/2012	29,986.00	.000	08/15/2031	50,000.00	2.710	3789
9128334S6	211310	2000	US TREASURY STRIP	08/22/2012	58,617.00	.000	08/15/2031	100,000.00	2.834	3789
9128334S6	215305	2000	US TREASURY STRIP	08/16/2013	25,575.00	.000	08/15/2031	50,000.00	3.760	3789
9128334S6	215629	2000	US TREASURY STRIP	09/26/2013	25,832.50	.000	08/15/2031	50,000.00	3.727	3789
9128334S6	215892	2000	US TREASURY STRIP	11/01/2013	53,243.00	.000	08/15/2031	100,000.00	3.575	3789
9128334S6	218847	2000	US TREASURY STRIP	08/28/2014	238,956.00	.000	08/15/2031	400,000.00	3.060	3789
9128334S6	219039	2000	US TREASURY STRIP	09/18/2014	58,000.00	.000	08/15/2031	100,000.00	3.248	3789





Run Date: 4/5/2021 4:53:48 AM

Investments Outstanding As Of Date: 3/31/2021

INVENTORY BY MATURITY REPORT

CUSIP	Investment #	Fund	Issuer	Purchase Date	Current Book	Current Rate	Maturity Date	Current Par	YTM	Days to Maturity
9128334S6	219288	2000	US TREASURY STRIP	10/17/2014	24,762.40	.000	08/15/2031	40,000.00	2.870	3789
9128334S6	224325	2000	US TREASURY STRIP	10/08/2015	66,189.00	.000	08/15/2031	100,000.00	2.620	3789
9128334S6	224493	2000	USTREASURYSTRIP	10/22/2015	66,099.00	.000	08/15/2031	100,000.00	2.635	3789
9128334S6	224571	2000	USTREASURYSTRIP	10/29/2015	26,471.60	.000	08/15/2031	40,000.00	2.630	3789
9128334S6	228093	2000	US TREASURY STRI ZERO-% 8	09/23/2016	36,603.50	.000	08/15/2031	50,000.00	2.105	3789
9128334S6	228275	2000	US TREASURY STRI ZERO-% 8	10/14/2016	181,230.00	.000	08/15/2031	250,000.00	2.180	3789
9128334S6	234138	2000	S 0 08-15-31	10/26/2017	27,774.00	.000	08/15/2031	40,000.00	2.660	3789
9128334S6	234162	2000	S 0 08-15-31	10/26/2017	34,765.00	.000	08/15/2031	50,000.00	2.650	3789
9128334S6	234197	2000	S 0 08-15-31	10/27/2017	17,312.75	.000	08/15/2031	25,000.00	2.680	3789
9128334S6	237887	2000	S 0 08-15-31	08/23/2018	82,058.40	.000	08/15/2031	120,000.00	2.950	3789
9128334S6	237903	2000	S 0 08-15-31	08/23/2018	27,352.80	.000	08/15/2031	40,000.00	2.950	3789
9128334S6	237940	2000	S 0 08-15-31	08/23/2018	170,790.00	.000	08/15/2031	250,000.00	2.958	3789
9128334S6	238217	2000	S 0 08-15-31	09/13/2018	27,065.60	.000	08/15/2031	40,000.00	3.046	3789
9128334S6	238682	2000	S 0 08-15-31	10/25/2018	262,636.00	.000	08/15/2031	400,000.00	3.312	3789
9128334S6	242348	2000	S 0 08-15-31	08/19/2019	20,359.50	.000	08/15/2031	25,000.00	1.720	3789
9128334S6	242577	2000	S 0 08-15-31	09/06/2019	82,432.00	.000	08/15/2031	100,000.00	1.625	3789
9128334S6	242670	2000	S 0 08-15-31	09/12/2019	64,759.20	.000	08/15/2031	80,000.00	1.780	3789
9128334S6	242807	2000	S 0 08-15-31	09/23/2019	198,870.00	.000	08/15/2031	250,000.00	1.933	3789
9128334S6	246485	2000	S 0 08-15-31	08/10/2020	36,927.60	.000	08/15/2031	40,000.00	.727	3789
9128334S6	246790	2000	US Treasury Strip 08,15,2031	09/18/2020	72,784.22	.000	08/15/2031	80,000.00	.869	3789
9128334S6	247010	2000	S 0 08-15-31	10/13/2020	35,958.80	.000	08/15/2031	40,000.00	.985	3789
9128334S6	247137	2000	S 0 08-15-31	10/22/2020	36,023.50	.000	08/15/2031	40,000.00	.971	3789
9128337Q7	189272	2000	US TREASURY STRIP	11/21/2008	1,818.25	.000	11/15/2031	5,000.00	4.450	3881
9128337Q7	212200	2000	US TREASURY STRIP	11/30/2012	90,726.00	.000	11/15/2031	150,000.00	2.670	3881
9128337Q7	212331	2000	US TREASURY STRIP	12/13/2012	211,620.50	.000	11/15/2031	350,000.00	2.677	3881
9128337Q7	212659	2000	US TREASURY STRIP	01/17/2013	28,954.50	.000	11/15/2031	50,000.00	2.923	3881
9128337Q7	216079	2000	US TREASURY STRIP	11/21/2013	25,724.00	.000	11/15/2031	50,000.00	3.730	3881
9128337Q7	216424	2000	US TREASURY STRIP	01/09/2014	50,087.00	.000	11/15/2031	100,000.00	3.912	3881
9128337Q7	219701	2000	US TREASURY STRIP	11/20/2014	151,685.00	.000	11/15/2031	250,000.00	2.963	3881
9128337Q7	220254	2000	US TREASURY STRIP	01/09/2015	33,506.50	.000	11/15/2031	50,000.00	2.390	3881
9128337Q7	220356	2000	US TREASURY STRIP	01/20/2015	66,801.00	.000	11/15/2031	100,000.00	2.413	3881
9128337Q7	220444	2000	US TREASURY STRIP	01/26/2015	68,211.00	.000	11/15/2031	100,000.00	2.290	3881
9128337Q7	220463	2000	US TREASURY STRIP	01/26/2015	33,995.50	.000	11/15/2031	50,000.00	2.309	3881



Run Date: 4/5/2021 4:53:48 AM

Investments Outstanding As Of Date: 3/31/2021

INVENTORY BY MATURITY REPORT

CUSIP	Investment #	Fund	Issuer	Purchase Date	Current Book	Current Rate	Maturity Date	Current Par	YTM	Days to Maturity
9128337Q7	220483	2000	US TREASURY STRIP	01/26/2015	27,180.40	.000	11/15/2031	40,000.00	2.313	3881
9128337Q7	220511	2000	US TREASURY STRIP	01/27/2015	170,540.00	.000	11/15/2031	250,000.00	2.290	3881
9128337Q7	220615	2000	US TREASURY STRIP	01/29/2015	169,220.00	.000	11/15/2031	250,000.00	2.338	3881
9128337Q7	225029	2000	USTREASURYSTRI	12/24/2015	163,407.50	.000	11/15/2031	250,000.00	2.693	3881
9128337Q7	225332	2000	USTREASURYSTRI	02/04/2016	67,408.00	.000	11/15/2031	100,000.00	2.515	3881
9128337Q7	228580	2000	US TREASURY STRI ZERO-% 1	11/14/2016	12,776.04	.000	11/15/2031	18,000.00	2.298	3881
9128337Q7	229097	2000	S 0 11-15-31	01/12/2017	13,257.60	.000	11/15/2031	20,000.00	2.790	3881
9128337Q7	229132	2000	S 0 11-15-31	01/12/2017	13,257.60	.000	11/15/2031	20,000.00	2.790	3881
9128337Q7	229279	2000	S 0 11-15-31	01/26/2017	164,930.00	.000	11/15/2031	250,000.00	2.830	3881
9128337Q7	229414	2000	S 0 11-15-31	02/02/2017	26,173.20	.000	11/15/2031	40,000.00	2.890	3881
9128337Q7	234366	2000	S 0 11-15-31	11/16/2017	69,082.00	.000	11/15/2031	100,000.00	2.660	3881
9128337Q7	234938	2000	S 0 11-15-31	01/25/2018	27,176.00	.000	11/15/2031	40,000.00	2.820	3881
9128337Q7	235065	2000	S 0 11-15-31	02/02/2018	27,008.40	.000	11/15/2031	40,000.00	2.870	3881
9128337Q7	243392	2000	S 0 11-15-31	11/15/2019	31,009.20	.000	11/15/2031	40,000.00	2.133	3881
9128337Q7	243635	2000	S 0 11-15-31	12/09/2019	31,768.40	.000	11/15/2031	40,000.00	1.940	3881
9128337Q7	243728	2000	S 0 11-15-31	12/16/2019	31,481.60	.000	11/15/2031	40,000.00	2.020	3881
9128337Q7	247335	2000	S 0 11-15-31	11/06/2020	35,463.20	.000	11/15/2031	40,000.00	1.095	3881
9128337Q7	247475	2000	S 0 11-15-31	11/19/2020	70,825.60	.000	11/15/2031	80,000.00	1.112	3881
9128337Q7	247640	2000	S 0 11-15-31	12/03/2020	35,644.80	.000	11/15/2031	40,000.00	1.055	3881
9128337Q7	247792	2000	S 0 11-15-31	12/14/2020	35,263.42	.000	11/15/2031	40,000.00	1.157	3881
9128337Q7	247852	2000	S 0 11-15-31	12/17/2020	35,487.60	.000	11/15/2031	40,000.00	1.100	3881
9128334T4	184849	2000	US TREASURY STRIP	02/28/2008	3,607.60	.000	02/15/2032	10,000.00	4.300	3973
9128334T4	185239	2000	US TREASURY STRIP	03/27/2008	3,520.00	.000	02/15/2032	10,000.00	4.419	3973
9128334T4	185630	2000	US TREASURY STRIP	04/16/2008	3,550.00	.000	02/15/2032	10,000.00	4.393	3973
9128334T4	185894	2000	US TREASURY STRIP	04/28/2008	8,568.75	.000	02/15/2032	25,000.00	4.550	3973
9128334T4	191132	2000	US TREASURY STRIP	04/13/2009	2,150.00	.000	02/15/2032	5,000.00	3.729	3973
9128334T4	213299	2000	US TREASURY STRIP	03/25/2013	27,908.00	.000	02/15/2032	50,000.00	3.110	3973
9128334T4	213369	2000	US TREASURY STRIP	03/28/2013	56,007.00	.000	02/15/2032	100,000.00	3.093	3973
9128334T4	213446	2000	US TREASURY STRIP	04/04/2013	28,429.00	.000	02/15/2032	50,000.00	3.015	3973
9128334T4	213513	2000	US TREASURY STRIP	04/12/2013	58,798.00	.000	02/15/2032	100,000.00	2.838	3973
9128334T4	214265	2000	US TREASURY STRIP	05/02/2013	59,636.00	.000	02/15/2032	100,000.00	2.770	3973
9128334T4	216919	2000	US TREASURY STRIP	03/21/2014	131,737.50	.000	02/15/2032	250,000.00	3.610	3973
9128334T4	220887	2000	US TREASURY STRIP	02/13/2015	26,260.40	.000	02/15/2032	40,000.00	2.490	3973



Run Date: 4/5/2021 4:53:48 AM

Investments Outstanding As Of Date: 3/31/2021

INVENTORY BY MATURITY REPORT

CUSIP	Investment #	Fund	Issuer	Purchase Date	Current Book	Current Rate	Maturity Date	Current Par	YTM	Days to Maturity
9128334T4	222335	2000	US TREASURY STRIP	04/30/2015	26,179.20	.000	02/15/2032	40,000.00	2.540	3973
9128334T4	225729	2000	USTREASURYSTRIP	03/17/2016	27,251.20	.000	02/15/2032	40,000.00	2.426	3973
9128334T4	225741	2000	USTREASURYSTRIP	03/17/2016	12,445.22	.000	02/15/2032	18,250.00	2.420	3973
9128334T4	229668	2000	S 0 02-15-32	02/24/2017	33,937.28	.000	02/15/2032	52,000.00	2.870	3973
9128334T4	230026	2000	S 0 02-15-32	03/24/2017	261,056.00	.000	02/15/2032	400,000.00	2.885	3973
9128334T4	230121	2000	S 0 02-15-32	03/30/2017	165,257.50	.000	02/15/2032	250,000.00	2.801	3973
9128334T4	230224	2000	S 0 02-15-32	04/06/2017	33,318.50	.000	02/15/2032	50,000.00	2.750	3973
9128334T4	230338	2000	S 0 02-15-32	04/17/2017	26,912.00	.000	02/15/2032	40,000.00	2.690	3973
9128334T4	230978	2000	S 0 02-15-32	04/28/2017	168,337.50	.000	02/15/2032	250,000.00	2.690	3973
9128334T4	235205	2000	S 0 02-15-32	02/15/2018	26,218.80	.000	02/15/2032	40,000.00	3.040	3973
9128334T4	235375	2000	S 0 02-15-32	03/01/2018	26,249.60	.000	02/15/2032	40,000.00	3.040	3973
9128334T4	235400	2000	S 0 02-15-32	03/01/2018	26,158.40	.000	02/15/2032	40,000.00	3.065	3973
9128334T4	235460	2000	S 0 02-15-32	03/05/2018	130,446.00	.000	02/15/2032	200,000.00	3.087	3973
9128334T4	235533	2000	S 0 02-15-32	03/08/2018	26,230.00	.000	02/15/2032	40,000.00	3.050	3973
9128334T4	236290	2000	S 0 02-15-32	04/26/2018	26,087.20	.000	02/15/2032	40,000.00	3.120	3973
9128334T4	244742	2000	S 0 02-15-32	03/19/2020	35,988.80	.000	02/15/2032	40,000.00	.889	3973
9128334T4	244855	2000	S 0 02-15-32	04/02/2020	22,552.00	.000	02/15/2032	25,000.00	.870	3973
9128334T4	249118	2000	S 0 02-15-32	03/12/2021	32,973.60	.000	02/15/2032	40,000.00	1.775	3973
9128334T4	249145	2000	S 0 02-15-32	03/12/2021	65,947.20	.000	02/15/2032	80,000.00	1.775	3973
9128337R5	186346	2010	US TREASURY STRIP	05/22/2008	2,429,874.30	.000	05/15/2032	7,538,000.00	4.777	4063
9128337R5	186676	2000	US TREASURY STRIP	06/09/2008	8,090.75	.000	05/15/2032	25,000.00	4.770	4063
9128337R5	187239	2000	US TREASURY STRIP	07/11/2008	3,399.00	.000	05/15/2032	10,000.00	4.577	4063
9128337R5	197115	2000	US TREASURY STRIP	05/11/2010	114,450.73	.000	05/15/2032	306,000.00	4.518	4063
9128337R5	197208	2000	US TREASURY STRIP	05/14/2010	9,127.75	.000	05/15/2032	25,000.00	4.632	4063
9128337R5	198715	2000	US TREASURY STRIP	07/13/2010	40,200.00	.000	05/15/2032	100,000.00	4.217	4063
9128337R5	214717	2000	US TREASURY STRIP	06/17/2013	26,775.50	.000	05/15/2032	50,000.00	3.330	4063
9128337R5	218194	2000	US TREASURY STRIP	06/26/2014	27,300.50	.000	05/15/2032	50,000.00	3.412	4063
9128337R5	218220	2000	US TREASURY STRIP	06/27/2014	27,311.50	.000	05/15/2032	50,000.00	3.410	4063
9128337R5	218590	2000	US TREASURY STRIP	07/31/2014	28,349.00	.000	05/15/2032	50,000.00	3.215	4063
9128337R5	222636	2000	US TREASURY STRIP	05/21/2015	152,347.50	.000	05/15/2032	250,000.00	2.938	4063
9128337R5	226891	2000	US TREASURY STRI ZERO-% 5	05/26/2016	82,810.80	.000	05/15/2032	120,000.00	2.336	4063
9128337R5	227325	2000	US TREASURY STRI ZERO-% 5	07/15/2016	37,149.50	.000	05/15/2032	50,000.00	1.885	4063
9128337R5	227508	2000	US TREASURY STRI ZERO-% 5	07/29/2016	29,302.00	.000	05/15/2032	40,000.00	1.980	4063



Run Date: 4/5/2021 4:53:48 AM

Investments Outstanding As Of Date: 3/31/2021

INVENTORY BY MATURITY REPORT

CUSIP	Investment #	Fund	Issuer	Purchase Date	Current Book	Current Rate	Maturity Date	Current Par	YTM	Days to Maturity
9128337R5	227680	2000	US TREASURY STRI ZERO-% 5	08/12/2016	73,195.00	.000	05/15/2032	100,000.00	1.990	4063
9128337R5	231314	2000	S 0 05-15-32	05/11/2017	26,405.20	.000	05/15/2032	40,000.00	2.786	4063
9128337R5	231586	2000	S 0 05-15-32	06/02/2017	27,044.80	.000	05/15/2032	40,000.00	2.635	4063
9128337R5	237026	2000	S 0 05-15-32	06/14/2018	26,104.00	.000	05/15/2032	40,000.00	3.090	4063
9128337R5	237311	2000	S 0 05-15-32	07/06/2018	26,539.60	.000	05/15/2032	40,000.00	2.982	4063
9128337R5	237402	2000	S 0 05-15-32	07/12/2018	26,538.80	.000	05/15/2032	40,000.00	2.986	4063
9128337R5	241265	2000	S 0 05-15-32	05/09/2019	28,285.60	.000	05/15/2032	40,000.00	2.680	4063
9128337R5	241689	2000	S 0 05-15-32	06/21/2019	29,946.80	.000	05/15/2032	40,000.00	2.257	4063
9128337R5	241914	2000	S 0 05-15-32	07/11/2019	30,054.40	.000	05/15/2032	40,000.00	2.238	4063
9128337R5	242032	2000	S 0 05-15-32	07/22/2019	186,802.50	.000	05/15/2032	250,000.00	2.287	4063
9128337R5	242108	2000	S 0 05-15-32	07/26/2019	30,108.00	.000	05/15/2032	40,000.00	2.231	4063
9128337R5	245854	2000	S 0 05-15-32	05/18/2020	36,016.00	.000	05/15/2032	40,000.00	.877	4063
9128337R5	246034	2000	S 0 05-15-32	06/12/2020	35,233.60	.000	05/15/2032	40,000.00	1.067	4063
9128337R5	246096	2000	S 0 05-15-32	06/19/2020	35,448.80	.000	05/15/2032	40,000.00	1.017	4063
9128337R5	246262	2000	S 0 05-15-32	07/16/2020	36,138.00	.000	05/15/2032	40,000.00	.860	4063
9128337R5	246283	2000	S 0 05-15-32	07/16/2020	36,138.00	.000	05/15/2032	40,000.00	.860	4063
9128337R5	246324	2000	S 0 05-15-32	07/20/2020	36,141.60	.000	05/15/2032	40,000.00	.860	4063
9128334U1	188174	2010	US TREASURY STRIP	09/22/2008	211,392.00	.000	08/15/2032	576,000.00	4.239	4155
9128334U1	215306	2000	US TREASURY STRIP	08/16/2013	24,502.00	.000	08/15/2032	50,000.00	3.790	4155
9128334U1	215630	2000	US TREASURY STRIP	09/26/2013	24,740.00	.000	08/15/2032	50,000.00	3.760	4155
9128334U1	215893	2000	US TREASURY STRIP	11/01/2013	50,917.00	.000	08/15/2032	100,000.00	3.625	4155
9128334U1	218848	2000	US TREASURY STRIP	08/28/2014	230,376.00	.000	08/15/2032	400,000.00	3.095	4155
9128334U1	219040	2000	US TREASURY STRIP	09/18/2014	55,900.00	.000	08/15/2032	100,000.00	3.274	4155
9128334U1	219285	2000	US TREASURY STRIP	10/17/2014	23,940.00	.000	08/15/2032	40,000.00	2.900	4155
9128334U1	224326	2000	USTREASURYSTRIP	10/08/2015	63,901.00	.000	08/15/2032	100,000.00	2.675	4155
9128334U1	224494	2000	USTREASURYSTRIP	10/22/2015	63,913.00	.000	08/15/2032	100,000.00	2.680	4155
9128334U1	224556	2000	USTREASURYSTRIP	10/29/2015	25,555.20	.000	08/15/2032	40,000.00	2.685	4155
9128334U1	228095	2000	US TREASURY STRI ZERO-% 8	09/23/2016	35,536.00	.000	08/15/2032	50,000.00	2.160	4155
9128334U1	228276	2000	US TREASURY STRI ZERO-% 8	10/14/2016	175,682.50	.000	08/15/2032	250,000.00	2.240	4155
9128334U1	234139	2000	S 0 08-15-32	10/26/2017	26,931.60	.000	08/15/2032	40,000.00	2.690	4155
9128334U1	234163	2000	S 0 08-15-32	10/26/2017	33,664.50	.000	08/15/2032	50,000.00	2.690	4155
9128334U1	234198	2000	S 0 08-15-32	10/27/2017	16,784.25	.000	08/15/2032	25,000.00	2.710	4155
9128334U1	237886	2000	S 0 08-15-32	08/23/2018	79,471.20	.000	08/15/2032	120,000.00	2.970	4155



Run Date: 4/5/2021 4:53:48 AM

Investments Outstanding As Of Date: 3/31/2021

INVENTORY BY MATURITY REPORT

CUSIP	Investment #	Fund	Issuer	Purchase Date	Current Book	Current Rate	Maturity Date	Current Par	YTM	Days to Maturity
9128334U1	237904	2000	S 0 08-15-32	08/23/2018	26,526.80	.000	08/15/2032	40,000.00	2.960	4155
9128334U1	237941	2000	S 0 08-15-32	08/23/2018	165,577.50	.000	08/15/2032	250,000.00	2.969	4155
9128334U1	238218	2000	S 0 08-15-32	09/13/2018	26,227.20	.000	08/15/2032	40,000.00	3.055	4155
9128334U1	238681	2000	S 0 08-15-32	10/25/2018	253,700.00	.000	08/15/2032	400,000.00	3.325	4155
9128334U1	242349	2000	S 0 08-15-32	08/19/2019	19,911.00	.000	08/15/2032	25,000.00	1.760	4155
9128334U1	242578	2000	S 0 08-15-32	09/06/2019	80,691.00	.000	08/15/2032	100,000.00	1.665	4155
9128334U1	242671	2000	S 0 08-15-32	09/12/2019	63,312.00	.000	08/15/2032	80,000.00	1.818	4155
9128334U1	242808	2000	S 0 08-15-32	09/23/2019	194,235.00	.000	08/15/2032	250,000.00	1.967	4155
9128334U1	246486	2000	S 0 08-15-32	08/10/2020	36,428.80	.000	08/15/2032	40,000.00	.780	4155
9128334U1	246791	2000	US Treasury Strip 08,15,2032	09/18/2020	71,589.61	.000	08/15/2032	80,000.00	.935	4155
9128334U1	247011	2000	S 0 08-15-32	10/13/2020	35,306.40	.000	08/15/2032	40,000.00	1.057	4155
9128334U1	247138	2000	S 0 08-15-32	10/22/2020	35,377.80	.000	08/15/2032	40,000.00	1.042	4155
9128337S3	189274	2000	US TREASURY STRIP	11/21/2008	1,802.35	.000	11/15/2032	5,000.00	4.300	4247
9128337S3	212660	2000	US TREASURY STRIP	01/17/2013	27,918.00	.000	11/15/2032	50,000.00	2.961	4247
9128337S3	216080	2000	US TREASURY STRIP	11/21/2013	24,560.50	.000	11/15/2032	50,000.00	3.780	4247
9128337S3	216425	2000	US TREASURY STRIP	01/09/2014	47,935.00	.000	11/15/2032	100,000.00	3.940	4247
9128337S3	219702	2000	US TREASURY STRIP	11/20/2014	146,565.00	.000	11/15/2032	250,000.00	2.991	4247
9128337S3	220255	2000	US TREASURY STRIP	01/09/2015	32,604.50	.000	11/15/2032	50,000.00	2.410	4247
9128337S3	220357	2000	US TREASURY STRIP	01/20/2015	64,979.00	.000	11/15/2032	100,000.00	2.434	4247
9128337S3	220445	2000	US TREASURY STRIP	01/26/2015	66,441.00	.000	11/15/2032	100,000.00	2.310	4247
9128337S3	220464	2000	US TREASURY STRIP	01/26/2015	33,136.00	.000	11/15/2032	50,000.00	2.325	4247
9128337S3	220484	2000	US TREASURY STRIP	01/26/2015	26,474.00	.000	11/15/2032	40,000.00	2.332	4247
9128337S3	220512	2000	US TREASURY STRIP	01/27/2015	166,115.00	.000	11/15/2032	250,000.00	2.310	4247
9128337S3	220616	2000	US TREASURY STRIP	01/29/2015	165,100.00	.000	11/15/2032	250,000.00	2.346	4247
9128337S3	225030	2000	USTREASURYSTRIP	12/24/2015	157,917.50	.000	11/15/2032	250,000.00	2.738	4247
9128337S3	225333	2000	USTREASURYSTRIP	02/04/2016	64,965.00	.000	11/15/2032	100,000.00	2.587	4247
9128337S3	228581	2000	US TREASURY STRI ZERO-% 1	11/14/2016	13,071.24	.000	11/15/2032	19,000.00	2.351	4247
9128337S3	229101	2000	S 0 11-15-32	01/12/2017	12,835.00	.000	11/15/2032	20,000.00	2.820	4247
9128337S3	229133	2000	S 0 11-15-32	01/12/2017	12,835.00	.000	11/15/2032	20,000.00	2.820	4247
9128337S3	229280	2000	S 0 11-15-32	01/26/2017	159,365.00	.000	11/15/2032	250,000.00	2.870	4247
9128337S3	229415	2000	S 0 11-15-32	02/02/2017	25,314.80	.000	11/15/2032	40,000.00	2.920	4247
9128337S3	234367	2000	S 0 11-15-32	11/16/2017	66,884.00	.000	11/15/2032	100,000.00	2.700	4247
9128337S3	234939	2000	S 0 11-15-32	01/25/2018	26,348.40	.000	11/15/2032	40,000.00	2.840	4247



Run Date: 4/5/2021 4:53:48 AM

Investments Outstanding As Of Date: 3/31/2021

INVENTORY BY MATURITY REPORT

CUSIP	Investment #	Fund	Issuer	Purchase Date	Current Book	Current Rate	Maturity Date	Current Par	YTM	Days to Maturity
9128337S3	235066	2000	S 0 11-15-32	02/02/2018	26,173.20	.000	11/15/2032	40,000.00	2.890	4247
9128337S3	243393	2000	S 0 11-15-32	11/15/2019	30,198.80	.000	11/15/2032	40,000.00	2.174	4247
9128337S3	243636	2000	S 0 11-15-32	12/09/2019	31,001.60	.000	11/15/2032	40,000.00	1.980	4247
9128337S3	243729	2000	S 0 11-15-32	12/16/2019	30,737.20	.000	11/15/2032	40,000.00	2.050	4247
9128337S3	247336	2000	S 0 11-15-32	11/06/2020	34,806.40	.000	11/15/2032	40,000.00	1.160	4247
9128337S3	247476	2000	S 0 11-15-32	11/19/2020	69,471.20	.000	11/15/2032	80,000.00	1.181	4247
9128337S3	247641	2000	S 0 11-15-32	12/03/2020	35,000.00	.000	11/15/2032	40,000.00	1.121	4247
9128337S3	247793	2000	S 0 11-15-32	12/14/2020	34,585.16	.000	11/15/2032	40,000.00	1.224	4247
9128337S3	247853	2000	S 0 11-15-32	12/17/2020	34,810.40	.000	11/15/2032	40,000.00	1.170	4247
9128334V9	185240	2000	US TREASURY STRIP	03/27/2008	3,395.00	.000	02/15/2033	10,000.00	4.388	4339
9128334V9	185631	2000	US TREASURY STRIP	04/16/2008	3,425.00	.000	02/15/2033	10,000.00	4.362	4339
9128334V9	185895	2000	US TREASURY STRIP	04/28/2008	8,192.00	.000	02/15/2033	25,000.00	4.550	4339
9128334V9	191133	2000	US TREASURY STRIP	04/13/2009	2,100.00	.000	02/15/2033	5,000.00	3.672	4339
9128334V9	213370	2000	US TREASURY STRIP	03/28/2013	53,837.00	.000	02/15/2033	100,000.00	3.138	4339
9128334V9	216920	2000	US TREASURY STRIP	03/21/2014	126,167.50	.000	02/15/2033	250,000.00	3.650	4339
9128334V9	220888	2000	US TREASURY STRIP	02/13/2015	25,527.60	.000	02/15/2033	40,000.00	2.510	4339
9128334V9	222337	2000	US TREASURY STRIP	04/30/2015	25,347.60	.000	02/15/2033	40,000.00	2.580	4339
9128334V9	225731	2000	USTREASURYSTRI	03/17/2016	26,375.60	.000	02/15/2033	40,000.00	2.477	4339
9128334V9	225743	2000	USTREASURYSTRI	03/17/2016	12,048.28	.000	02/15/2033	18,250.00	2.470	4339
9128334V9	229669	2000	S 0 02-15-33	02/24/2017	32,802.64	.000	02/15/2033	52,000.00	2.905	4339
9128334V9	230027	2000	S 0 02-15-33	03/24/2017	252,100.00	.000	02/15/2033	400,000.00	2.925	4339
9128334V9	230122	2000	S 0 02-15-33	03/30/2017	159,667.50	.000	02/15/2033	250,000.00	2.843	4339
9128334V9	230225	2000	S 0 02-15-33	04/06/2017	32,168.00	.000	02/15/2033	50,000.00	2.800	4339
9128334V9	230339	2000	S 0 02-15-33	04/17/2017	26,039.20	.000	02/15/2033	40,000.00	2.730	4339
9128334V9	230979	2000	S 0 02-15-33	04/28/2017	162,880.00	.000	02/15/2033	250,000.00	2.730	4339
9128334V9	235206	2000	S 0 02-15-33	02/15/2018	25,364.80	.000	02/15/2033	40,000.00	3.060	4339
9128334V9	235376	2000	S 0 02-15-33	03/01/2018	25,394.40	.000	02/15/2033	40,000.00	3.060	4339
9128334V9	235401	2000	S 0 02-15-33	03/01/2018	25,304.00	.000	02/15/2033	40,000.00	3.084	4339
9128334V9	235461	2000	S 0 02-15-33	03/05/2018	126,176.00	.000	02/15/2033	200,000.00	3.105	4339
9128334V9	235534	2000	S 0 02-15-33	03/08/2018	25,373.20	.000	02/15/2033	40,000.00	3.070	4339
9128334V9	236291	2000	S 0 02-15-33	04/26/2018	25,254.80	.000	02/15/2033	40,000.00	3.130	4339
9128334V9	244743	2000	S 0 02-15-33	03/19/2020	35,533.60	.000	02/15/2033	40,000.00	.919	4339
9128334V9	244856	2000	S 0 02-15-33	04/02/2020	22,242.75	.000	02/15/2033	25,000.00	.910	4339



Run Date: 4/5/2021 4:53:48 AM

Investments Outstanding As Of Date: 3/31/2021

INVENTORY BY MATURITY REPORT

CUSIP	Investment #	Fund	Issuer	Purchase Date	Current Book	Current Rate	Maturity Date	Current Par	YTM	Days to Maturity
9128334V9	249119	2000	S 0 02-15-33	03/12/2021	32,072.00	.000	02/15/2033	40,000.00	1.860	4339
9128334V9	249146	2000	S 0 02-15-33	03/12/2021	64,129.60	.000	02/15/2033	80,000.00	1.862	4339
9128337T1	186347	2010	US TREASURY STRIP	05/22/2008	2,332,634.10	.000	05/15/2033	7,538,000.00	4.751	4428
9128337T1	186677	2000	US TREASURY STRIP	06/09/2008	7,699.50	.000	05/15/2033	25,000.00	4.780	4428
9128337T1	187240	2000	US TREASURY STRIP	07/11/2008	3,258.10	.000	05/15/2033	10,000.00	4.565	4428
9128337T1	197116	2000	US TREASURY STRIP	05/11/2010	109,083.49	.000	05/15/2033	306,000.00	4.533	4428
9128337T1	197209	2000	US TREASURY STRIP	05/14/2010	8,693.75	.000	05/15/2033	25,000.00	4.645	4428
9128337T1	198716	2000	US TREASURY STRIP	07/13/2010	38,350.00	.000	05/15/2033	100,000.00	4.241	4428
9128337T1	218195	2000	US TREASURY STRIP	06/26/2014	26,236.00	.000	05/15/2033	50,000.00	3.444	4428
9128337T1	218221	2000	US TREASURY STRIP	06/27/2014	26,142.00	.000	05/15/2033	50,000.00	3.464	4428
9128337T1	218591	2000	US TREASURY STRIP	07/31/2014	27,307.50	.000	05/15/2033	50,000.00	3.245	4428
9128337T1	222635	2000	US TREASURY STRIP	05/21/2015	146,737.50	.000	05/15/2033	250,000.00	2.985	4428
9128337T1	226892	2000	US TREASURY STRI ZERO-% 5	05/26/2016	80,301.60	.000	05/15/2033	120,000.00	2.381	4428
9128337T1	227326	2000	US TREASURY STRI ZERO-% 5	07/15/2016	36,186.50	.000	05/15/2033	50,000.00	1.930	4428
9128337T1	227509	2000	US TREASURY STRI ZERO-% 5	07/29/2016	28,468.80	.000	05/15/2033	40,000.00	2.035	4428
9128337T1	227681	2000	US TREASURY STRI ZERO-% 5	08/12/2016	71,286.00	.000	05/15/2033	100,000.00	2.030	4428
9128337T1	231315	2000	S 0 05-15-33	05/11/2017	25,498.80	.000	05/15/2033	40,000.00	2.832	4428
9128337T1	231588	2000	S 0 05-15-33	06/02/2017	26,160.00	.000	05/15/2033	40,000.00	2.680	4428
9128337T1	237025	2000	S 0 05-15-33	06/14/2018	25,315.60	.000	05/15/2033	40,000.00	3.090	4428
9128337T1	237312	2000	S 0 05-15-33	07/06/2018	25,758.80	.000	05/15/2033	40,000.00	2.984	4428
9128337T1	237401	2000	S 0 05-15-33	07/12/2018	25,758.00	.000	05/15/2033	40,000.00	2.987	4428
9128337T1	241266	2000	S 0 05-15-33	05/09/2019	27,428.40	.000	05/15/2033	40,000.00	2.710	4428
9128337T1	241690	2000	S 0 05-15-33	06/21/2019	29,118.00	.000	05/15/2033	40,000.00	2.298	4428
9128337T1	241915	2000	S 0 05-15-33	07/11/2019	29,232.00	.000	05/15/2033	40,000.00	2.278	4428
9128337T1	242034	2000	S 0 05-15-33	07/22/2019	181,435.00	.000	05/15/2033	250,000.00	2.334	4428
9128337T1	242109	2000	S 0 05-15-33	07/26/2019	29,267.20	.000	05/15/2033	40,000.00	2.276	4428
9128337T1	245855	2000	S 0 05-15-33	05/18/2020	35,458.80	.000	05/15/2033	40,000.00	.930	4428
9128337T1	246035	2000	S 0 05-15-33	06/12/2020	34,584.00	.000	05/15/2033	40,000.00	1.129	4428
9128337T1	246097	2000	S 0 05-15-33	06/19/2020	34,848.40	.000	05/15/2033	40,000.00	1.071	4428
9128337T1	246264	2000	S 0 05-15-33	07/16/2020	35,555.60	.000	05/15/2033	40,000.00	.920	4428
9128337T1	246284	2000	S 0 05-15-33	07/16/2020	35,555.60	.000	05/15/2033	40,000.00	.920	4428
9128337T1	246325	2000	S 0 05-15-33	07/20/2020	35,604.80	.000	05/15/2033	40,000.00	.910	4428
9128334W7	188175	2010	US TREASURY STRIP	09/22/2008	202,705.92	.000	08/15/2033	576,000.00	4.239	4520



Run Date: 4/5/2021 4:53:48 AM

Investments Outstanding As Of Date: 3/31/2021

INVENTORY BY MATURITY REPORT

CUSIP	Investment #	Fund	Issuer	Purchase Date	Current Book	Current Rate	Maturity Date	Current Par	YTM	Days to Maturity
9128334W7	218849	2000	US TREASURY STRIP	08/28/2014	222,368.00	.000	08/15/2033	400,000.00	3.120	4520
9128334W7	219041	2000	US TREASURY STRIP	09/18/2014	53,750.00	.000	08/15/2033	100,000.00	3.311	4520
9128334W7	219274	2000	US TREASURY STRIP	10/17/2014	23,088.80	.000	08/15/2033	40,000.00	2.940	4520
9128334W7	224327	2000	USTREASURYSTRI	10/08/2015	61,680.00	.000	08/15/2033	100,000.00	2.725	4520
9128334W7	224495	2000	USTREASURYSTRI	10/22/2015	61,689.00	.000	08/15/2033	100,000.00	2.730	4520
9128334W7	224557	2000	USTREASURYSTRI	10/29/2015	24,678.00	.000	08/15/2033	40,000.00	2.732	4520
9128334W7	228096	2000	US TREASURY STRI ZERO-% 8	09/23/2016	34,520.50	.000	08/15/2033	50,000.00	2.205	4520
9128334W7	228277	2000	US TREASURY STRI ZERO-% 8	10/14/2016	170,105.00	.000	08/15/2033	250,000.00	2.300	4520
9128334W7	234140	2000	S 0 08-15-33	10/26/2017	26,058.40	.000	08/15/2033	40,000.00	2.730	4520
9128334W7	234164	2000	S 0 08-15-33	10/26/2017	32,624.00	.000	08/15/2033	50,000.00	2.720	4520
9128334W7	234199	2000	S 0 08-15-33	10/27/2017	16,237.00	.000	08/15/2033	25,000.00	2.750	4520
9128334W7	237885	2000	S 0 08-15-33	08/23/2018	77,162.40	.000	08/15/2033	120,000.00	2.970	4520
9128334W7	237905	2000	S 0 08-15-33	08/23/2018	25,720.80	.000	08/15/2033	40,000.00	2.970	4520
9128334W7	237942	2000	S 0 08-15-33	08/23/2018	160,577.50	.000	08/15/2033	250,000.00	2.977	4520
9128334W7	238219	2000	S 0 08-15-33	09/13/2018	25,410.40	.000	08/15/2033	40,000.00	3.064	4520
9128334W7	238680	2000	S 0 08-15-33	10/25/2018	245,112.00	.000	08/15/2033	400,000.00	3.335	4520
9128334W7	242350	2000	S 0 08-15-33	08/19/2019	19,456.75	.000	08/15/2033	25,000.00	1.800	4520
9128334W7	242579	2000	S 0 08-15-33	09/06/2019	78,859.00	.000	08/15/2033	100,000.00	1.711	4520
9128334W7	242672	2000	S 0 08-15-33	09/12/2019	61,834.40	.000	08/15/2033	80,000.00	1.858	4520
9128334W7	242809	2000	S 0 08-15-33	09/23/2019	189,880.00	.000	08/15/2033	250,000.00	1.990	4520
9128334W7	246487	2000	S 0 08-15-33	08/10/2020	35,950.00	.000	08/15/2033	40,000.00	.822	4520
9128334W7	246792	2000	US Treasury Strip 08,15,2033	09/18/2020	70,375.85	.000	08/15/2033	80,000.00	.996	4520
9128334W7	247012	2000	S 0 08-15-33	10/13/2020	34,625.20	.000	08/15/2033	40,000.00	1.127	4520
9128334W7	247139	2000	S 0 08-15-33	10/22/2020	34,736.41	.000	08/15/2033	40,000.00	1.104	4520
9128337U8	189275	2000	US TREASURY STRIP	11/21/2008	1,727.25	.000	11/15/2033	5,000.00	4.300	4612
9128337U8	216426	2000	US TREASURY STRIP	01/09/2014	45,822.00	.000	11/15/2033	100,000.00	3.971	4612
9128337U8	219703	2000	US TREASURY STRIP	11/20/2014	141,650.00	.000	11/15/2033	250,000.00	3.015	4612
9128337U8	220256	2000	US TREASURY STRIP	01/09/2015	31,833.00	.000	11/15/2033	50,000.00	2.410	4612
9128337U8	220358	2000	US TREASURY STRIP	01/20/2015	63,356.00	.000	11/15/2033	100,000.00	2.440	4612
9128337U8	220446	2000	US TREASURY STRIP	01/26/2015	64,873.00	.000	11/15/2033	100,000.00	2.315	4612
9128337U8	220465	2000	US TREASURY STRIP	01/26/2015	32,367.00	.000	11/15/2033	50,000.00	2.327	4612
9128337U8	220485	2000	US TREASURY STRIP	01/26/2015	25,843.20	.000	11/15/2033	40,000.00	2.337	4612
9128337U8	220513	2000	US TREASURY STRIP	01/27/2015	162,342.50	.000	11/15/2033	250,000.00	2.310	4612





Run Date: 4/5/2021 4:53:48 AM

Investments Outstanding As Of Date: 3/31/2021

INVENTORY BY MATURITY REPORT

CUSIP	Investment #	Fund	Issuer	Purchase Date	Current Book	Current Rate	Maturity Date	Current Par	YTM	Days to Maturity
9128337U8	220617	2000	US TREASURY STRIP	01/29/2015	161,355.00	.000	11/15/2033	250,000.00	2.344	4612
9128337U8	225031	2000	USTREASURYSTRIP	12/24/2015	152,427.50	.000	11/15/2033	250,000.00	2.784	4612
9128337U8	225334	2000	USTREASURYSTRIP	02/04/2016	62,696.00	.000	11/15/2033	100,000.00	2.644	4612
9128337U8	228582	2000	US TREASURY STRI ZERO-% 1	11/14/2016	11,987.82	.000	11/15/2033	18,000.00	2.405	4612
9128337U8	229103	2000	S 0 11-15-33	01/12/2017	12,397.80	.000	11/15/2033	20,000.00	2.860	4612
9128337U8	229134	2000	S 0 11-15-33	01/12/2017	12,397.80	.000	11/15/2033	20,000.00	2.860	4612
9128337U8	229281	2000	S 0 11-15-33	01/26/2017	154,120.00	.000	11/15/2033	250,000.00	2.900	4612
9128337U8	229400	2000	S 0 11-15-33	02/02/2017	24,429.20	.000	11/15/2033	40,000.00	2.960	4612
9128337U8	234368	2000	S 0 11-15-33	11/16/2017	64,806.00	.000	11/15/2033	100,000.00	2.730	4612
9128337U8	234940	2000	S 0 11-15-33	01/25/2018	25,536.00	.000	11/15/2033	40,000.00	2.860	4612
9128337U8	235067	2000	S 0 11-15-33	02/02/2018	25,354.00	.000	11/15/2033	40,000.00	2.910	4612
9128337U8	243394	2000	S 0 11-15-33	11/15/2019	29,390.00	.000	11/15/2033	40,000.00	2.214	4612
9128337U8	243637	2000	S 0 11-15-33	12/09/2019	30,188.00	.000	11/15/2033	40,000.00	2.030	4612
9128337U8	243730	2000	S 0 11-15-33	12/16/2019	29,951.20	.000	11/15/2033	40,000.00	2.090	4612
9128337U8	247337	2000	S 0 11-15-33	11/06/2020	34,117.60	.000	11/15/2033	40,000.00	1.225	4612
9128337U8	247477	2000	S 0 11-15-33	11/19/2020	68,066.40	.000	11/15/2033	80,000.00	1.248	4612
9128337U8	247642	2000	S 0 11-15-33	12/03/2020	34,366.80	.000	11/15/2033	40,000.00	1.176	4612
9128337U8	247794	2000	S 0 11-15-33	12/14/2020	33,892.62	.000	11/15/2033	40,000.00	1.287	4612
9128337U8	247854	2000	S 0 11-15-33	12/17/2020	34,186.80	.000	11/15/2033	40,000.00	1.220	4612
9128334X5	185241	2000	US TREASURY STRIP	03/27/2008	3,250.00	.000	02/15/2034	10,000.00	6.638	4704
9128334X5	185637	2000	US TREASURY STRIP	04/16/2008	3,300.00	.000	02/15/2034	10,000.00	6.546	4704
9128334X5	185897	2000	US TREASURY STRIP	04/28/2008	7,851.25	.000	02/15/2034	25,000.00	6.844	4704
9128334X5	191134	2000	US TREASURY STRIP	04/13/2009	2,050.00	.000	02/15/2034	5,000.00	5.248	4704
9128334X5	213371	2000	US TREASURY STRIP	03/28/2013	51,738.00	.000	02/15/2034	100,000.00	3.865	4704
9128334X5	220890	2000	US TREASURY STRIP	02/13/2015	24,852.00	.000	02/15/2034	40,000.00	2.784	4704
9128334X5	222338	2000	US TREASURY STRIP	04/30/2015	24,569.20	.000	02/15/2034	40,000.00	2.852	4704
9128334X5	225733	2000	USTREASURYSTRIP	03/17/2016	25,461.20	.000	02/15/2034	40,000.00	2.642	4704
9128334X5	225745	2000	USTREASURYSTRIP	03/17/2016	11,632.00	.000	02/15/2034	18,250.00	2.634	4704
9128334X5	229670	2000	S 0 02-15-34	02/24/2017	31,631.08	.000	02/15/2034	52,000.00	2.950	4704
9128334X5	230028	2000	S 0 02-15-34	03/24/2017	243,056.00	.000	02/15/2034	400,000.00	2.970	4704
9128334X5	230123	2000	S 0 02-15-34	03/30/2017	154,300.00	.000	02/15/2034	250,000.00	2.879	4704
9128334X5	230226	2000	S 0 02-15-34	04/06/2017	31,027.00	.000	02/15/2034	50,000.00	2.850	4704
9128334X5	230340	2000	S 0 02-15-34	04/17/2017	25,133.20	.000	02/15/2034	40,000.00	2.780	4704



Run Date: 4/5/2021 4:53:48 AM

Investments Outstanding As Of Date: 3/31/2021

INVENTORY BY MATURITY REPORT

CUSIP	Investment #	Fund	Issuer	Purchase Date	Current Book	Current Rate	Maturity Date	Current Par	YTM	Days to Maturity
9128334X5	230980	2000	S 0 02-15-34	04/28/2017	157,215.00	.000	02/15/2034	250,000.00	2.780	4704
9128334X5	235207	2000	S 0 02-15-34	02/15/2018	24,567.20	.000	02/15/2034	40,000.00	3.070	4704
9128334X5	235377	2000	S 0 02-15-34	03/01/2018	24,557.60	.000	02/15/2034	40,000.00	3.080	4704
9128334X5	235402	2000	S 0 02-15-34	03/01/2018	24,468.40	.000	02/15/2034	40,000.00	3.103	4704
9128334X5	235462	2000	S 0 02-15-34	03/05/2018	122,174.00	.000	02/15/2034	200,000.00	3.114	4704
9128334X5	235535	2000	S 0 02-15-34	03/08/2018	24,554.80	.000	02/15/2034	40,000.00	3.084	4704
9128334X5	236292	2000	S 0 02-15-34	04/26/2018	24,482.80	.000	02/15/2034	40,000.00	3.130	4704
9128334X5	244744	2000	S 0 02-15-34	03/19/2020	35,112.00	.000	02/15/2034	40,000.00	.939	4704
9128334X5	244857	2000	S 0 02-15-34	04/02/2020	21,860.00	.000	02/15/2034	25,000.00	.970	4704
9128334X5	249120	2000	S 0 02-15-34	03/12/2021	31,182.80	.000	02/15/2034	40,000.00	1.935	4704
9128334X5	249147	2000	S 0 02-15-34	03/12/2021	62,349.60	.000	02/15/2034	80,000.00	1.937	4704
9128337V6	186678	2000	US TREASURY STRIP	06/09/2008	7,362.75	.000	05/15/2034	25,000.00	4.770	4793
9128337V6	187241	2000	US TREASURY STRIP	07/11/2008	3,117.50	.000	05/15/2034	10,000.00	4.561	4793
9128337V6	197117	2000	US TREASURY STRIP	05/11/2010	104,429.23	.000	05/15/2034	306,000.00	4.528	4793
9128337V6	197210	2000	US TREASURY STRIP	05/14/2010	8,303.75	.000	05/15/2034	25,000.00	4.645	4793
9128337V6	198717	2000	US TREASURY STRIP	07/13/2010	36,650.00	.000	05/15/2034	100,000.00	4.255	4793
9128337V6	222633	2000	US TREASURY STRIP	05/21/2015	141,057.50	.000	05/15/2034	250,000.00	3.037	4793
9128337V6	226893	2000	US TREASURY STRI ZERO-% 5	05/26/2016	77,565.60	.000	05/15/2034	120,000.00	2.443	4793
9128337V6	227327	2000	US TREASURY STRI ZERO-% 5	07/15/2016	35,154.50	.000	05/15/2034	50,000.00	1.985	4793
9128337V6	227510	2000	US TREASURY NOTE ZERO-%	07/29/2016	27,629.20	.000	05/15/2034	40,000.00	2.090	4793
9128337V6	227682	2000	US TREASURY STRI ZERO-% 5	08/12/2016	69,127.00	.000	05/15/2034	100,000.00	2.090	4793
9128337V6	231292	2000	S 0 05-15-34	05/11/2017	24,601.20	.000	05/15/2034	40,000.00	2.878	4793
9128337V6	231590	2000	S 0 05-15-34	06/02/2017	25,260.40	.000	05/15/2034	40,000.00	2.730	4793
9128337V6	237024	2000	S 0 05-15-34	06/14/2018	24,512.80	.000	05/15/2034	40,000.00	3.100	4793
9128337V6	237313	2000	S 0 05-15-34	07/06/2018	24,991.20	.000	05/15/2034	40,000.00	2.988	4793
9128337V6	237400	2000	S 0 05-15-34	07/12/2018	25,022.40	.000	05/15/2034	40,000.00	2.983	4793
9128337V6	241267	2000	S 0 05-15-34	05/09/2019	26,542.40	.000	05/15/2034	40,000.00	2.750	4793
9128337V6	241691	2000	S 0 05-15-34	06/21/2019	28,318.40	.000	05/15/2034	40,000.00	2.331	4793
9128337V6	241916	2000	S 0 05-15-34	07/11/2019	28,412.40	.000	05/15/2034	40,000.00	2.317	4793
9128337V6	242035	2000	S 0 05-15-34	07/22/2019	176,242.50	.000	05/15/2034	250,000.00	2.374	4793
9128337V6	242110	2000	S 0 05-15-34	07/26/2019	28,412.00	.000	05/15/2034	40,000.00	2.324	4793
9128337V6	245856	2000	S 0 05-15-34	05/18/2020	34,906.80	.000	05/15/2034	40,000.00	.976	4793
9128337V6	246036	2000	S 0 05-15-34	06/12/2020	33,951.20	.000	05/15/2034	40,000.00	1.181	4793



Run Date: 4/5/2021 4:53:48 AM

Investments Outstanding As Of Date: 3/31/2021

INVENTORY BY MATURITY REPORT

CUSIP	Investment #	Fund	Issuer	Purchase Date	Current Book	Current Rate	Maturity Date	Current Par	YTM	Days to Maturity
9128337V6	246098	2000	S 0 05-15-34	06/19/2020	34,212.00	.000	05/15/2034	40,000.00	1.127	4793
9128337V6	246265	2000	S 0 05-15-34	07/16/2020	34,989.20	.000	05/15/2034	40,000.00	.970	4793
9128337V6	246285	2000	S 0 05-15-34	07/16/2020	34,989.20	.000	05/15/2034	40,000.00	.970	4793
9128337V6	246326	2000	S 0 05-15-34	07/20/2020	35,089.20	.000	05/15/2034	40,000.00	.950	4793
9128334Y3	218850	2000	US TREASURY STRIP	08/28/2014	214,320.00	.000	08/15/2034	400,000.00	3.150	4885
9128334Y3	219276	2000	US TREASURY STRIP	10/17/2014	22,337.20	.000	08/15/2034	40,000.00	2.960	4885
9128334Y3	224328	2000	USTREASURYSTRIP	10/08/2015	59,532.00	.000	08/15/2034	100,000.00	2.770	4885
9128334Y3	224466	2000	USTREASURYSTRIP	10/22/2015	59,484.00	.000	08/15/2034	100,000.00	2.780	4885
9128334Y3	224558	2000	USTREASURYSTRIP	10/29/2015	23,804.40	.000	08/15/2034	40,000.00	2.780	4885
9128334Y3	228097	2000	US TREASURY STRI ZERO-% 8	09/23/2016	33,415.00	.000	08/15/2034	50,000.00	2.265	4885
9128334Y3	228278	2000	US TREASURY STRI ZERO-% 8	10/14/2016	164,655.00	.000	08/15/2034	250,000.00	2.355	4885
9128334Y3	234141	2000	S 0 08-15-34	10/26/2017	25,235.60	.000	08/15/2034	40,000.00	2.760	4885
9128334Y3	234165	2000	S 0 08-15-34	10/26/2017	31,596.50	.000	08/15/2034	50,000.00	2.750	4885
9128334Y3	234200	2000	S 0 08-15-34	10/27/2017	15,721.25	.000	08/15/2034	25,000.00	2.780	4885
9128334Y3	237884	2000	S 0 08-15-34	08/23/2018	74,920.80	.000	08/15/2034	120,000.00	2.970	4885
9128334Y3	237906	2000	S 0 08-15-34	08/23/2018	24,973.60	.000	08/15/2034	40,000.00	2.970	4885
9128334Y3	237943	2000	S 0 08-15-34	08/23/2018	155,855.00	.000	08/15/2034	250,000.00	2.979	4885
9128334Y3	238220	2000	S 0 08-15-34	09/13/2018	24,618.40	.000	08/15/2034	40,000.00	3.072	4885
9128334Y3	238679	2000	S 0 08-15-34	10/25/2018	236,588.00	.000	08/15/2034	400,000.00	3.350	4885
9128334Y3	242351	2000	S 0 08-15-34	08/19/2019	18,998.00	.000	08/15/2034	25,000.00	1.840	4885
9128334Y3	242580	2000	S 0 08-15-34	09/06/2019	77,009.00	.000	08/15/2034	100,000.00	1.756	4885
9128334Y3	242673	2000	S 0 08-15-34	09/12/2019	60,343.20	.000	08/15/2034	80,000.00	1.898	4885
9128334Y3	242810	2000	S 0 08-15-34	09/23/2019	185,200.00	.000	08/15/2034	250,000.00	2.025	4885
9128334Y3	246488	2000	S 0 08-15-34	08/10/2020	35,457.60	.000	08/15/2034	40,000.00	.862	4885
9128334Y3	246793	2000	US Treasury Strip 08,15,2034	09/18/2020	69,180.89	.000	08/15/2034	80,000.00	1.048	4885
9128334Y3	247013	2000	S 0 08-15-34	10/13/2020	34,003.60	.000	08/15/2034	40,000.00	1.177	4885
9128334Y3	247140	2000	S 0 08-15-34	10/22/2020	34,097.47	.000	08/15/2034	40,000.00	1.159	4885
9128337W4	189276	2000	US TREASURY STRIP	11/21/2008	1,676.50	.000	11/15/2034	5,000.00	4.250	4977
9128337W4	220257	2000	US TREASURY STRIP	01/09/2015	31,018.50	.000	11/15/2034	50,000.00	2.420	4977
9128337W4	220359	2000	US TREASURY STRIP	01/20/2015	61,815.00	.000	11/15/2034	100,000.00	2.442	4977
9128337W4	220447	2000	US TREASURY STRIP	01/26/2015	63,458.00	.000	11/15/2034	100,000.00	2.310	4977
9128337W4	220466	2000	US TREASURY STRIP	01/26/2015	31,645.50	.000	11/15/2034	50,000.00	2.324	4977
9128337W4	220486	2000	US TREASURY STRIP	01/26/2015	25,269.20	.000	11/15/2034	40,000.00	2.333	4977



Run Date: 4/5/2021 4:53:48 AM

Investments Outstanding As Of Date: 3/31/2021

INVENTORY BY MATURITY REPORT

CUSIP	Investment #	Fund	Issuer	Purchase Date	Current Book	Current Rate	Maturity Date	Current Par	YTM	Days to Maturity
9128337W4	220514	2000	US TREASURY STRIP	01/27/2015	158,657.50	.000	11/15/2034	250,000.00	2.310	4977
9128337W4	220619	2000	US TREASURY STRIP	01/29/2015	157,825.00	.000	11/15/2034	250,000.00	2.337	4977
9128337W4	225032	2000	USTREASURYSTRIP	12/24/2015	146,947.50	.000	11/15/2034	250,000.00	2.832	4977
9128337W4	225335	2000	USTREASURYSTRIP	02/04/2016	60,693.00	.000	11/15/2034	100,000.00	2.677	4977
9128337W4	228583	2000	US TREASURY STRI ZERO-% 1	11/14/2016	11,594.88	.000	11/15/2034	18,000.00	2.458	4977
9128337W4	229106	2000	S 0 11-15-34	01/12/2017	11,966.20	.000	11/15/2034	20,000.00	2.900	4977
9128337W4	229135	2000	S 0 11-15-34	01/12/2017	11,966.20	.000	11/15/2034	20,000.00	2.900	4977
9128337W4	229282	2000	S 0 11-15-34	01/26/2017	148,697.50	.000	11/15/2034	250,000.00	2.940	4977
9128337W4	229401	2000	S 0 11-15-34	02/02/2017	23,556.00	.000	11/15/2034	40,000.00	3.000	4977
9128337W4	234369	2000	S 0 11-15-34	11/16/2017	62,756.00	.000	11/15/2034	100,000.00	2.760	4977
9128337W4	234941	2000	S 0 11-15-34	01/25/2018	24,780.00	.000	11/15/2034	40,000.00	2.870	4977
9128337W4	235069	2000	S 0 11-15-34	02/02/2018	24,591.20	.000	11/15/2034	40,000.00	2.920	4977
9128337W4	243395	2000	S 0 11-15-34	11/15/2019	28,580.40	.000	11/15/2034	40,000.00	2.254	4977
9128337W4	243638	2000	S 0 11-15-34	12/09/2019	29,410.00	.000	11/15/2034	40,000.00	2.070	4977
9128337W4	243731	2000	S 0 11-15-34	12/16/2019	29,205.20	.000	11/15/2034	40,000.00	2.120	4977
9128337W4	247338	2000	S 0 11-15-34	11/06/2020	33,446.40	.000	11/15/2034	40,000.00	1.280	4977
9128337W4	247478	2000	S 0 11-15-34	11/19/2020	66,732.00	.000	11/15/2034	80,000.00	1.301	4977
9128337W4	247643	2000	S 0 11-15-34	12/03/2020	33,741.20	.000	11/15/2034	40,000.00	1.223	4977
9128337W4	247795	2000	S 0 11-15-34	12/14/2020	33,214.12	.000	11/15/2034	40,000.00	1.340	4977
9128337W4	247855	2000	S 0 11-15-34	12/17/2020	33,540.80	.000	11/15/2034	40,000.00	1.270	4977
9128334Z0	185242	2000	US TREASURY STRIP	03/27/2008	3,120.00	.000	02/15/2035	10,000.00	4.379	5069
9128334Z0	185632	2000	US TREASURY STRIP	04/16/2008	3,150.00	.000	02/15/2035	10,000.00	4.352	5069
9128334Z0	185898	2000	US TREASURY STRIP	04/28/2008	7,546.00	.000	02/15/2035	25,000.00	4.520	5069
9128334Z0	191135	2000	US TREASURY STRIP	04/13/2009	2,000.00	.000	02/15/2035	5,000.00	3.577	5069
9128334Z0	213372	2000	US TREASURY STRIP	03/28/2013	49,712.00	.000	02/15/2035	100,000.00	3.219	5069
9128334Z0	220880	2000	US TREASURY STRIP	02/13/2015	24,189.60	.000	02/15/2035	40,000.00	2.530	5069
9128334Z0	222339	2000	US TREASURY STRIP	04/30/2015	23,800.40	.000	02/15/2035	40,000.00	2.640	5069
9128334Z0	225736	2000	USTREASURYSTRIP	03/17/2016	24,701.20	.000	02/15/2035	40,000.00	2.565	5069
9128334Z0	225746	2000	USTREASURYSTRIP	03/17/2016	11,279.79	.000	02/15/2035	18,250.00	2.560	5069
9128334Z0	229671	2000	S 0 02-15-35	02/24/2017	30,528.16	.000	02/15/2035	52,000.00	2.985	5069
9128334Z0	230029	2000	S 0 02-15-35	03/24/2017	234,748.00	.000	02/15/2035	400,000.00	3.000	5069
9128334Z0	230124	2000	S 0 02-15-35	03/30/2017	148,977.50	.000	02/15/2035	250,000.00	2.916	5069
9128334Z0	230227	2000	S 0 02-15-35	04/06/2017	29,949.50	.000	02/15/2035	50,000.00	2.890	5069



Run Date: 4/5/2021 4:53:48 AM

Investments Outstanding As Of Date: 3/31/2021

INVENTORY BY MATURITY REPORT

CUSIP	Investment #	Fund	Issuer	Purchase Date	Current Book	Current Rate	Maturity Date	Current Par	YTM	Days to Maturity
9128334Z0	230341	2000	S 0 02-15-35	04/17/2017	24,277.20	.000	02/15/2035	40,000.00	2.820	5069
9128334Z0	230981	2000	S 0 02-15-35	04/28/2017	151,595.00	.000	02/15/2035	250,000.00	2.830	5069
9128334Z0	235208	2000	S 0 02-15-35	02/15/2018	23,790.00	.000	02/15/2035	40,000.00	3.080	5069
9128334Z0	235378	2000	S 0 02-15-35	03/01/2018	23,778.40	.000	02/15/2035	40,000.00	3.090	5069
9128334Z0	235403	2000	S 0 02-15-35	03/01/2018	23,674.80	.000	02/15/2035	40,000.00	3.116	5069
9128334Z0	235463	2000	S 0 02-15-35	03/05/2018	118,220.00	.000	02/15/2035	200,000.00	3.126	5069
9128334Z0	235536	2000	S 0 02-15-35	03/08/2018	23,759.20	.000	02/15/2035	40,000.00	3.098	5069
9128334Z0	236293	2000	S 0 02-15-35	04/26/2018	23,734.00	.000	02/15/2035	40,000.00	3.130	5069
9128334Z0	244745	2000	S 0 02-15-35	03/19/2020	34,696.80	.000	02/15/2035	40,000.00	.956	5069
9128334Z0	244858	2000	S 0 02-15-35	04/02/2020	21,585.50	.000	02/15/2035	25,000.00	.990	5069
9128334Z0	249121	2000	S 0 02-15-35	03/12/2021	29,900.00	.000	02/15/2035	40,000.00	2.100	5069
9128334Z0	249148	2000	S 0 02-15-35	03/12/2021	60,512.80	.000	02/15/2035	80,000.00	2.014	5069
912833X88	186679	2000	US TREASURY STRIP	06/09/2008	7,060.75	.000	05/15/2035	25,000.00	4.750	5158
912833X88	187242	2000	US TREASURY STRIP	07/11/2008	2,998.90	.000	05/15/2035	10,000.00	4.537	5158
912833X88	197118	2000	US TREASURY STRIP	05/11/2010	99,845.35	.000	05/15/2035	306,000.00	4.528	5158
912833X88	197211	2000	US TREASURY STRIP	05/14/2010	7,921.25	.000	05/15/2035	25,000.00	4.650	5158
912833X88	198718	2000	US TREASURY STRIP	07/13/2010	35,200.00	.000	05/15/2035	100,000.00	4.248	5158
912833X88	226894	2000	US TREASURY STRI ZERO-% 5	05/26/2016	75,168.00	.000	05/15/2035	120,000.00	2.481	5158
912833X88	227328	2000	US TREASURY STRI ZERO-% 5	07/15/2016	34,211.00	.000	05/15/2035	50,000.00	2.025	5158
912833X88	227511	2000	US TREASURY STRI ZERO-% 5	07/29/2016	26,860.00	.000	05/15/2035	40,000.00	2.130	5158
912833X88	227683	2000	US TREASURY STRI ZERO-% 5	08/12/2016	67,204.00	.000	05/15/2035	100,000.00	2.130	5158
912833X88	231293	2000	S 0 05-15-35	05/11/2017	23,751.60	.000	05/15/2035	40,000.00	2.915	5158
912833X88	231592	2000	S 0 05-15-35	06/02/2017	24,411.20	.000	05/15/2035	40,000.00	2.770	5158
912833X88	237022	2000	S 0 05-15-35	06/14/2018	23,770.00	.000	05/15/2035	40,000.00	3.100	5158
912833X88	237325	2000	S 0 05-15-35	07/06/2018	24,273.60	.000	05/15/2035	40,000.00	2.985	5158
912833X88	237399	2000	S 0 05-15-35	07/12/2018	24,313.60	.000	05/15/2035	40,000.00	2.978	5158
912833X88	241268	2000	S 0 05-15-35	05/09/2019	25,745.60	.000	05/15/2035	40,000.00	2.770	5158
912833X88	241692	2000	S 0 05-15-35	06/21/2019	27,530.80	.000	05/15/2035	40,000.00	2.363	5158
912833X88	241917	2000	S 0 05-15-35	07/11/2019	27,624.00	.000	05/15/2035	40,000.00	2.350	5158
912833X88	242033	2000	S 0 05-15-35	07/22/2019	171,195.00	.000	05/15/2035	250,000.00	2.409	5158
912833X88	242111	2000	S 0 05-15-35	07/26/2019	27,585.60	.000	05/15/2035	40,000.00	2.365	5158
912833X88	245857	2000	S 0 05-15-35	05/18/2020	34,317.60	.000	05/15/2035	40,000.00	1.025	5158
912833X88	246037	2000	S 0 05-15-35	06/12/2020	33,296.00	.000	05/15/2035	40,000.00	1.233	5158



Run Date: 4/5/2021 4:53:48 AM

Investments Outstanding As Of Date: 3/31/2021

INVENTORY BY MATURITY REPORT

CUSIP	Investment #	Fund	Issuer	Purchase Date	Current Book	Current Rate	Maturity Date	Current Par	YTM	Days to Maturity
912833X88	246099	2000	S 0 05-15-35	06/19/2020	33,605.20	.000	05/15/2035	40,000.00	1.172	5158
912833X88	246266	2000	S 0 05-15-35	07/16/2020	34,499.20	.000	05/15/2035	40,000.00	1.000	5158
912833X88	246286	2000	S 0 05-15-35	07/16/2020	34,499.20	.000	05/15/2035	40,000.00	1.000	5158
912833X88	246327	2000	S 0 05-15-35	07/20/2020	34,584.40	.000	05/15/2035	40,000.00	.984	5158
9128335A4	218851	2000	US TREASURY STRIP	08/28/2014	207,300.00	.000	08/15/2035	400,000.00	3.160	5250
9128335A4	219278	2000	US TREASURY STRIP	10/17/2014	21,646.00	.000	08/15/2035	40,000.00	2.970	5250
9128335A4	224467	2000	USTREASURYSTRIP	10/22/2015	57,751.00	.000	08/15/2035	100,000.00	2.790	5250
9128335A4	224559	2000	USTREASURYSTRIP	10/29/2015	23,111.20	.000	08/15/2035	40,000.00	2.790	5250
9128335A4	228098	2000	US TREASURY STRI ZERO-% 8	09/23/2016	32,397.00	.000	08/15/2035	50,000.00	2.310	5250
9128335A4	228279	2000	US TREASURY STRI ZERO-% 8	10/14/2016	159,355.00	.000	08/15/2035	250,000.00	2.405	5250
9128335A4	234142	2000	S 0 08-15-35	10/26/2017	24,467.20	.000	08/15/2035	40,000.00	2.780	5250
9128335A4	234166	2000	S 0 08-15-35	10/26/2017	30,584.00	.000	08/15/2035	50,000.00	2.780	5250
9128335A4	234201	2000	S 0 08-15-35	10/27/2017	15,239.50	.000	08/15/2035	25,000.00	2.800	5250
9128335A4	237883	2000	S 0 08-15-35	08/23/2018	72,744.00	.000	08/15/2035	120,000.00	2.970	5250
9128335A4	237907	2000	S 0 08-15-35	08/23/2018	24,248.00	.000	08/15/2035	40,000.00	2.970	5250
9128335A4	237944	2000	S 0 08-15-35	08/23/2018	151,390.00	.000	08/15/2035	250,000.00	2.976	5250
9128335A4	238221	2000	S 0 08-15-35	09/13/2018	23,863.20	.000	08/15/2035	40,000.00	3.076	5250
9128335A4	238678	2000	S 0 08-15-35	10/25/2018	228,476.00	.000	08/15/2035	400,000.00	3.360	5250
9128335A4	242352	2000	S 0 08-15-35	08/19/2019	18,535.50	.000	08/15/2035	25,000.00	1.880	5250
9128335A4	242581	2000	S 0 08-15-35	09/06/2019	75,243.00	.000	08/15/2035	100,000.00	1.792	5250
9128335A4	242674	2000	S 0 08-15-35	09/12/2019	58,916.00	.000	08/15/2035	80,000.00	1.930	5250
9128335A4	242811	2000	S 0 08-15-35	09/23/2019	180,660.00	.000	08/15/2035	250,000.00	2.054	5250
9128335A4	246489	2000	S 0 08-15-35	08/10/2020	34,902.80	.000	08/15/2035	40,000.00	.910	5250
9128335A4	246794	2000	US Treasury Strip 08,15,2035	09/18/2020	67,915.88	.000	08/15/2035	80,000.00	1.102	5250
9128335A4	247014	2000	S 0 08-15-35	10/13/2020	33,305.60	.000	08/15/2035	40,000.00	1.238	5250
9128335A4	247141	2000	S 0 08-15-35	10/22/2020	33,419.00	.000	08/15/2035	40,000.00	1.217	5250
912833X96	189277	2000	US TREASURY STRIP	11/21/2008	1,633.15	.000	11/15/2035	5,000.00	4.190	5342
912833X96	220487	2000	US TREASURY STRIP	01/26/2015	24,715.20	.000	11/15/2035	40,000.00	2.328	5342
912833X96	228584	2000	US TREASURY STRI ZERO-% 1	11/14/2016	11,190.42	.000	11/15/2035	18,000.00	2.517	5342
912833X96	229109	2000	S 0 11-15-35	01/12/2017	11,605.20	.000	11/15/2035	20,000.00	2.910	5342
912833X96	229136	2000	S 0 11-15-35	01/12/2017	11,605.20	.000	11/15/2035	20,000.00	2.910	5342
912833X96	229283	2000	S 0 11-15-35	01/26/2017	143,887.50	.000	11/15/2035	250,000.00	2.960	5342
912833X96	229402	2000	S 0 11-15-35	02/02/2017	22,738.40	.000	11/15/2035	40,000.00	3.030	5342



Run Date: 4/5/2021 4:53:48 AM

Investments Outstanding As Of Date: 3/31/2021

INVENTORY BY MATURITY REPORT

CUSIP	Investment #	Fund	Issuer	Purchase Date	Current Book	Current Rate	Maturity Date	Current Par	YTM	Days to Maturity
912833X96	234370	2000	S 0 11-15-35	11/16/2017	60,843.00	.000	11/15/2035	100,000.00	2.780	5342
912833X96	234942	2000	S 0 11-15-35	01/25/2018	24,041.60	.000	11/15/2035	40,000.00	2.880	5342
912833X96	235070	2000	S 0 11-15-35	02/02/2018	23,846.80	.000	11/15/2035	40,000.00	2.930	5342
912833X96	243396	2000	S 0 11-15-35	11/15/2019	27,779.60	.000	11/15/2035	40,000.00	2.292	5342
912833X96	243639	2000	S 0 11-15-35	12/09/2019	28,674.40	.000	11/15/2035	40,000.00	2.100	5342
912833X96	243715	2000	S 0 11-15-35	12/16/2019	28,461.20	.000	11/15/2035	40,000.00	2.150	5342
912833X96	247339	2000	S 0 11-15-35	11/06/2020	32,508.80	.000	11/15/2035	40,000.00	1.385	5342
912833X96	247479	2000	S 0 11-15-35	11/19/2020	65,384.00	.000	11/15/2035	80,000.00	1.351	5342
912833X96	247644	2000	S 0 11-15-35	12/03/2020	33,100.40	.000	11/15/2035	40,000.00	1.270	5342
912833X96	247796	2000	S 0 11-15-35	12/14/2020	32,541.19	.000	11/15/2035	40,000.00	1.388	5342
912833X96	247856	2000	S 0 11-15-35	12/17/2020	32,874.40	.000	11/15/2035	40,000.00	1.320	5342
9128335B2	185243	2000	US TREASURY STRIP	03/27/2008	3,025.00	.000	02/15/2036	10,000.00	4.334	5434
9128335B2	185633	2000	US TREASURY STRIP	04/16/2008	3,075.00	.000	02/15/2036	10,000.00	4.282	5434
9128335B2	185899	2000	US TREASURY STRIP	04/28/2008	7,235.75	.000	02/15/2036	25,000.00	4.510	5434
9128335B2	191136	2000	US TREASURY STRIP	04/13/2009	1,950.00	.000	02/15/2036	5,000.00	3.539	5434
9128335B2	213373	2000	US TREASURY STRIP	03/28/2013	47,998.00	.000	02/15/2036	100,000.00	3.233	5434
9128335B2	220884	2000	US TREASURY STRIP	02/13/2015	23,588.80	.000	02/15/2036	40,000.00	2.530	5434
9128335B2	222340	2000	US TREASURY STRIP	04/30/2015	23,231.60	.000	02/15/2036	40,000.00	2.630	5434
9128335B2	225738	2000	USTREASURYSTRIP	03/17/2016	24,032.00	.000	02/15/2036	40,000.00	2.575	5434
9128335B2	229672	2000	S 0 02-15-36	02/24/2017	29,553.68	.000	02/15/2036	52,000.00	3.000	5434
9128335B2	230030	2000	S 0 02-15-36	03/24/2017	226,888.00	.000	02/15/2036	400,000.00	3.023	5434
9128335B2	230126	2000	S 0 02-15-36	03/30/2017	144,270.00	.000	02/15/2036	250,000.00	2.933	5434
9128335B2	230229	2000	S 0 02-15-36	04/06/2017	28,994.00	.000	02/15/2036	50,000.00	2.910	5434
9128335B2	230342	2000	S 0 02-15-36	04/17/2017	23,563.20	.000	02/15/2036	40,000.00	2.830	5434
9128335B2	230982	2000	S 0 02-15-36	04/28/2017	146,850.00	.000	02/15/2036	250,000.00	2.850	5434
9128335B2	235209	2000	S 0 02-15-36	02/15/2018	23,033.20	.000	02/15/2036	40,000.00	3.090	5434
9128335B2	235379	2000	S 0 02-15-36	03/01/2018	23,060.40	.000	02/15/2036	40,000.00	3.090	5434
9128335B2	235404	2000	S 0 02-15-36	03/01/2018	22,942.00	.000	02/15/2036	40,000.00	3.119	5434
9128335B2	235464	2000	S 0 02-15-36	03/05/2018	114,528.00	.000	02/15/2036	200,000.00	3.130	5434
9128335B2	235537	2000	S 0 02-15-36	03/08/2018	23,040.00	.000	02/15/2036	40,000.00	3.098	5434
9128335B2	236294	2000	S 0 02-15-36	04/26/2018	23,008.00	.000	02/15/2036	40,000.00	3.130	5434
9128335B2	244746	2000	S 0 02-15-36	03/19/2020	34,286.00	.000	02/15/2036	40,000.00	.971	5434
9128335B2	244859	2000	S 0 02-15-36	04/02/2020	21,306.00	.000	02/15/2036	25,000.00	1.010	5434



Run Date: 4/5/2021 4:53:48 AM

Investments Outstanding As Of Date: 3/31/2021

INVENTORY BY MATURITY REPORT

CUSIP	Investment #	Fund	Issuer	Purchase Date	Current Book	Current Rate	Maturity Date	Current Par	YTM	Days to Maturity
9128335B2	249122	2000	S 0 02-15-36	03/12/2021	29,433.60	.000	02/15/2036	40,000.00	2.065	5434
9128335B2	249149	2000	S 0 02-15-36	03/12/2021	58,824.00	.000	02/15/2036	80,000.00	2.070	5434
912833Y20	186680	2000	US TREASURY STRIP	06/09/2008	6,773.75	.000	05/15/2036	25,000.00	4.730	5524
912833Y20	187243	2000	US TREASURY STRIP	07/11/2008	2,888.50	.000	05/15/2036	10,000.00	4.510	5524
912833Y20	197119	2000	US TREASURY STRIP	05/11/2010	95,114.59	.000	05/15/2036	306,000.00	4.543	5524
912833Y20	197212	2000	US TREASURY STRIP	05/14/2010	7,554.00	.000	05/15/2036	25,000.00	4.656	5524
912833Y20	198719	2000	US TREASURY STRIP	07/13/2010	33,600.00	.000	05/15/2036	100,000.00	4.266	5524
912833Y20	227512	2000	US TREASURY STRI ZERO-% 5	07/29/2016	26,245.60	.000	05/15/2036	40,000.00	2.140	5524
912833Y20	231294	2000	S 0 05-15-36	05/11/2017	22,953.20	.000	05/15/2036	40,000.00	2.943	5524
912833Y20	231593	2000	S 0 05-15-36	06/02/2017	23,638.00	.000	05/15/2036	40,000.00	2.795	5524
912833Y20	237023	2000	S 0 05-15-36	06/14/2018	23,050.00	.000	05/15/2036	40,000.00	3.100	5524
912833Y20	237326	2000	S 0 05-15-36	07/06/2018	23,582.00	.000	05/15/2036	40,000.00	2.981	5524
912833Y20	237398	2000	S 0 05-15-36	07/12/2018	23,627.60	.000	05/15/2036	40,000.00	2.973	5524
912833Y20	241269	2000	S 0 05-15-36	05/09/2019	24,963.20	.000	05/15/2036	40,000.00	2.790	5524
912833Y20	241693	2000	S 0 05-15-36	06/21/2019	26,784.40	.000	05/15/2036	40,000.00	2.387	5524
912833Y20	241918	2000	S 0 05-15-36	07/11/2019	26,851.60	.000	05/15/2036	40,000.00	2.380	5524
912833Y20	242031	2000	S 0 05-15-36	07/22/2019	166,370.00	.000	05/15/2036	250,000.00	2.437	5524
912833Y20	242112	2000	S 0 05-15-36	07/26/2019	26,810.80	.000	05/15/2036	40,000.00	2.395	5524
912833Y20	245858	2000	S 0 05-15-36	05/18/2020	33,780.00	.000	05/15/2036	40,000.00	1.060	5524
912833Y20	246038	2000	S 0 05-15-36	06/12/2020	32,676.40	.000	05/15/2036	40,000.00	1.274	5524
912833Y20	246100	2000	S 0 05-15-36	06/19/2020	32,992.80	.000	05/15/2036	40,000.00	1.215	5524
912833Y20	246267	2000	S 0 05-15-36	07/16/2020	33,942.00	.000	05/15/2036	40,000.00	1.040	5524
912833Y20	246287	2000	S 0 05-15-36	07/16/2020	33,942.00	.000	05/15/2036	40,000.00	1.040	5524
912833Y20	246328	2000	S 0 05-15-36	07/20/2020	34,106.00	.000	05/15/2036	40,000.00	1.010	5524
9128337E4	218852	2000	US TREASURY STRIP	08/28/2014	200,032.00	.000	08/15/2036	400,000.00	3.180	5616
9128337E4	219280	2000	US TREASURY STRIP	10/17/2014	20,926.80	.000	08/15/2036	40,000.00	2.990	5616
9128337E4	224468	2000	USTREASURYSTRIP	10/22/2015	55,943.00	.000	08/15/2036	100,000.00	2.810	5616
9128337E4	224560	2000	USTREASURYSTRIP	10/29/2015	22,406.00	.000	08/15/2036	40,000.00	2.806	5616
9128337E4	234143	2000	S 0 08-15-36	10/26/2017	23,668.80	.000	08/15/2036	40,000.00	2.810	5616
9128337E4	234167	2000	S 0 08-15-36	10/26/2017	29,586.00	.000	08/15/2036	50,000.00	2.810	5616
9128337E4	234202	2000	S 0 08-15-36	10/27/2017	14,739.25	.000	08/15/2036	25,000.00	2.830	5616
9128337E4	237881	2000	S 0 08-15-36	08/23/2018	70,506.00	.000	08/15/2036	120,000.00	2.980	5616
9128337E4	237908	2000	S 0 08-15-36	08/23/2018	23,543.60	.000	08/15/2036	40,000.00	2.970	5616





Run Date: 4/5/2021 4:53:48 AM

Investments Outstanding As Of Date: 3/31/2021

INVENTORY BY MATURITY REPORT

CUSIP	Investment #	Fund	Issuer	Purchase Date	Current Book	Current Rate	Maturity Date	Current Par	YTM	Days to Maturity
9128337E4	237945	2000	S 0 08-15-36	08/23/2018	146,907.50	.000	08/15/2036	250,000.00	2.979	5616
9128337E4	238222	2000	S 0 08-15-36	09/13/2018	23,129.60	.000	08/15/2036	40,000.00	3.080	5616
9128337E4	238677	2000	S 0 08-15-36	10/25/2018	220,604.00	.000	08/15/2036	400,000.00	3.370	5616
9128337E4	242353	2000	S 0 08-15-36	08/19/2019	18,130.75	.000	08/15/2036	25,000.00	1.900	5616
9128337E4	242582	2000	S 0 08-15-36	09/06/2019	73,503.00	.000	08/15/2036	100,000.00	1.826	5616
9128337E4	242675	2000	S 0 08-15-36	09/12/2019	57,496.00	.000	08/15/2036	80,000.00	1.961	5616
9128337E4	242812	2000	S 0 08-15-36	09/23/2019	176,132.50	.000	08/15/2036	250,000.00	2.084	5616
9128337E4	246490	2000	S 0 08-15-36	08/10/2020	34,384.00	.000	08/15/2036	40,000.00	.947	5616
9128337E4	246795	2000	US Treasury Strip 08,15,2036	09/18/2020	66,686.90	.000	08/15/2036	80,000.00	1.148	5616
9128337E4	247015	2000	S 0 08-15-36	10/13/2020	32,608.40	.000	08/15/2036	40,000.00	1.294	5616
9128337E4	247142	2000	S 0 08-15-36	10/22/2020	32,757.52	.000	08/15/2036	40,000.00	1.267	5616
912833Y38	189278	2000	US TREASURY STRIP	11/21/2008	1,584.10	.000	11/15/2036	5,000.00	4.150	5708
912833Y38	220488	2000	US TREASURY STRIP	01/26/2015	24,395.20	.000	11/15/2036	40,000.00	2.281	5708
912833Y38	229112	2000	S 0 11-15-36	01/12/2017	11,208.60	.000	11/15/2036	20,000.00	2.940	5708
912833Y38	229137	2000	S 0 11-15-36	01/12/2017	11,208.60	.000	11/15/2036	20,000.00	2.940	5708
912833Y38	229403	2000	S 0 11-15-36	02/02/2017	21,893.60	.000	11/15/2036	40,000.00	3.070	5708
912833Y38	234371	2000	S 0 11-15-36	11/16/2017	58,965.00	.000	11/15/2036	100,000.00	2.800	5708
912833Y38	234943	2000	S 0 11-15-36	01/25/2018	23,320.40	.000	11/15/2036	40,000.00	2.890	5708
912833Y38	235071	2000	S 0 11-15-36	02/02/2018	23,120.40	.000	11/15/2036	40,000.00	2.940	5708
912833Y38	243397	2000	S 0 11-15-36	11/15/2019	27,076.00	.000	11/15/2036	40,000.00	2.309	5708
912833Y38	243640	2000	S 0 11-15-36	12/09/2019	27,987.60	.000	11/15/2036	40,000.00	2.120	5708
912833Y38	243732	2000	S 0 11-15-36	12/16/2019	27,765.60	.000	11/15/2036	40,000.00	2.170	5708
912833Y38	247340	2000	S 0 11-15-36	11/06/2020	32,037.60	.000	11/15/2036	40,000.00	1.390	5708
912833Y38	247480	2000	S 0 11-15-36	11/19/2020	63,939.20	.000	11/15/2036	80,000.00	1.406	5708
912833Y38	247645	2000	S 0 11-15-36	12/03/2020	32,405.20	.000	11/15/2036	40,000.00	1.324	5708
912833Y38	247797	2000	S 0 11-15-36	12/14/2020	31,838.99	.000	11/15/2036	40,000.00	1.438	5708
912833Y38	247857	2000	S 0 11-15-36	12/17/2020	32,189.20	.000	11/15/2036	40,000.00	1.370	5708
9128337F1	185244	2000	US TREASURY STRIP	03/27/2008	2,900.00	.000	02/15/2037	10,000.00	4.331	5800
9128337F1	185634	2000	US TREASURY STRIP	04/16/2008	2,950.00	.000	02/15/2037	10,000.00	4.279	5800
9128337F1	185900	2000	US TREASURY STRIP	04/28/2008	6,905.00	.000	02/15/2037	25,000.00	4.518	5800
9128337F1	191138	2000	US TREASURY STRIP	04/13/2009	1,900.00	.000	02/15/2037	5,000.00	3.506	5800
9128337F1	213374	2000	US TREASURY STRIP	03/28/2013	46,189.00	.000	02/15/2037	100,000.00	3.260	5800
9128337F1	220886	2000	US TREASURY STRIP	02/13/2015	22,828.80	.000	02/15/2037	40,000.00	2.565	5800



Run Date: 4/5/2021 4:53:48 AM

Investments Outstanding As Of Date: 3/31/2021

INVENTORY BY MATURITY REPORT

CUSIP	Investment #	Fund	Issuer	Purchase Date	Current Book	Current Rate	Maturity Date	Current Par	YTM	Days to Maturity
9128337F1	222342	2000	US TREASURY STRIP	04/30/2015	22,462.80	.000	02/15/2037	40,000.00	2.665	5800
9128337F1	225740	2000	USTREASURYSTRIP	03/17/2016	23,280.40	.000	02/15/2037	40,000.00	2.605	5800
9128337F1	230031	2000	S 0 02-15-37	03/24/2017	218,164.00	.000	02/15/2037	400,000.00	3.070	5800
9128337F1	230343	2000	S 0 02-15-37	04/17/2017	22,687.20	.000	02/15/2037	40,000.00	2.880	5800
9128337F1	235210	2000	S 0 02-15-37	02/15/2018	22,295.60	.000	02/15/2037	40,000.00	3.100	5800
9128337F1	235380	2000	S 0 02-15-37	03/01/2018	22,322.40	.000	02/15/2037	40,000.00	3.100	5800
9128337F1	235405	2000	S 0 02-15-37	03/01/2018	22,193.60	.000	02/15/2037	40,000.00	3.131	5800
9128337F1	235465	2000	S 0 02-15-37	03/05/2018	110,778.00	.000	02/15/2037	200,000.00	3.142	5800
9128337F1	235538	2000	S 0 02-15-37	03/08/2018	22,288.00	.000	02/15/2037	40,000.00	3.111	5800
9128337F1	236295	2000	S 0 02-15-37	04/26/2018	22,263.20	.000	02/15/2037	40,000.00	3.140	5800
9128337F1	244747	2000	S 0 02-15-37	03/19/2020	33,665.20	.000	02/15/2037	40,000.00	1.022	5800
9128337F1	244860	2000	S 0 02-15-37	04/02/2020	20,846.00	.000	02/15/2037	25,000.00	1.080	5800
9128337F1	249123	2000	S 0 02-15-37	03/12/2021	28,572.40	.000	02/15/2037	40,000.00	2.123	5800
9128337F1	249150	2000	S 0 02-15-37	03/12/2021	57,127.20	.000	02/15/2037	80,000.00	2.125	5800
912833Y46	186681	2000	US TREASURY STRIP	06/09/2008	6,501.00	.000	05/15/2037	25,000.00	4.710	5889
912833Y46	187244	2000	US TREASURY STRIP	07/11/2008	2,789.90	.000	05/15/2037	10,000.00	4.475	5889
912833Y46	197121	2000	US TREASURY STRIP	05/11/2010	90,637.81	.000	05/15/2037	306,000.00	4.556	5889
912833Y46	197213	2000	US TREASURY STRIP	05/14/2010	7,288.75	.000	05/15/2037	25,000.00	4.617	5889
912833Y46	198720	2000	US TREASURY STRIP	07/13/2010	31,810.00	.000	05/15/2037	100,000.00	4.313	5889
912833Y46	227513	2000	US TREASURY STRI ZERO-% 5	07/29/2016	25,429.60	.000	05/15/2037	40,000.00	2.190	5889
912833Y46	231295	2000	S 0 05-15-37	05/11/2017	22,117.20	.000	05/15/2037	40,000.00	2.983	5889
912833Y46	231595	2000	S 0 05-15-37	06/02/2017	22,810.80	.000	05/15/2037	40,000.00	2.835	5889
912833Y46	237016	2000	S 0 05-15-37	06/14/2018	22,351.60	.000	05/15/2037	40,000.00	3.100	5889
912833Y46	237327	2000	S 0 05-15-37	07/06/2018	22,894.80	.000	05/15/2037	40,000.00	2.981	5889
912833Y46	237397	2000	S 0 05-15-37	07/12/2018	22,945.60	.000	05/15/2037	40,000.00	2.971	5889
912833Y46	241270	2000	S 0 05-15-37	05/09/2019	24,194.80	.000	05/15/2037	40,000.00	2.810	5889
912833Y46	241694	2000	S 0 05-15-37	06/21/2019	26,059.60	.000	05/15/2037	40,000.00	2.408	5889
912833Y46	241919	2000	S 0 05-15-37	07/11/2019	26,164.00	.000	05/15/2037	40,000.00	2.393	5889
912833Y46	242030	2000	S 0 05-15-37	07/22/2019	161,735.00	.000	05/15/2037	250,000.00	2.460	5889
912833Y46	242113	2000	S 0 05-15-37	07/26/2019	26,065.20	.000	05/15/2037	40,000.00	2.420	5889
912833Y46	245859	2000	S 0 05-15-37	05/18/2020	33,238.80	.000	05/15/2037	40,000.00	1.093	5889
912833Y46	246039	2000	S 0 05-15-37	06/12/2020	32,080.40	.000	05/15/2037	40,000.00	1.308	5889
912833Y46	246101	2000	S 0 05-15-37	06/19/2020	32,458.00	.000	05/15/2037	40,000.00	1.240	5889



Run Date: 4/5/2021 4:53:48 AM

Investments Outstanding As Of Date: 3/31/2021

INVENTORY BY MATURITY REPORT

CUSIP	Investment #	Fund	Issuer	Purchase Date	Current Book	Current Rate	Maturity Date	Current Par	YTM	Days to Maturity
912833Y46	246268	2000	S 0 05-15-37	07/16/2020	33,367.60	.000	05/15/2037	40,000.00	1.080	5889
912833Y46	246288	2000	S 0 05-15-37	07/16/2020	33,367.60	.000	05/15/2037	40,000.00	1.080	5889
912833Y46	246329	2000	S 0 05-15-37	07/20/2020	33,559.60	.000	05/15/2037	40,000.00	1.046	5889
912833Z52	218853	2000	US TREASURY STRIP	08/28/2014	192,948.00	.000	08/15/2037	400,000.00	3.200	5981
912833Z52	219281	2000	US TREASURY STRIP	10/17/2014	20,132.80	.000	08/15/2037	40,000.00	3.030	5981
912833Z52	224469	2000	USTREASURYSTRIP	10/22/2015	54,054.00	.000	08/15/2037	100,000.00	2.840	5981
912833Z52	224561	2000	USTREASURYSTRIP	10/29/2015	21,664.40	.000	08/15/2037	40,000.00	2.833	5981
912833Z52	234144	2000	S 0 08-15-37	10/26/2017	22,882.80	.000	08/15/2037	40,000.00	2.840	5981
912833Z52	237880	2000	S 0 08-15-37	08/23/2018	68,450.40	.000	08/15/2037	120,000.00	2.980	5981
912833Z52	237909	2000	S 0 08-15-37	08/23/2018	22,859.60	.000	08/15/2037	40,000.00	2.970	5981
912833Z52	237946	2000	S 0 08-15-37	08/23/2018	142,522.50	.000	08/15/2037	250,000.00	2.983	5981
912833Z52	238223	2000	S 0 08-15-37	09/13/2018	22,391.60	.000	08/15/2037	40,000.00	3.090	5981
912833Z52	238676	2000	S 0 08-15-37	10/25/2018	213,156.00	.000	08/15/2037	400,000.00	3.375	5981
912833Z52	242354	2000	S 0 08-15-37	08/19/2019	17,759.50	.000	08/15/2037	25,000.00	1.910	5981
912833Z52	242583	2000	S 0 08-15-37	09/06/2019	71,781.00	.000	08/15/2037	100,000.00	1.857	5981
912833Z52	242676	2000	S 0 08-15-37	09/12/2019	56,095.20	.000	08/15/2037	80,000.00	1.990	5981
912833Z52	242813	2000	S 0 08-15-37	09/23/2019	171,560.00	.000	08/15/2037	250,000.00	2.115	5981
912833Z52	246491	2000	S 0 08-15-37	08/10/2020	33,882.40	.000	08/15/2037	40,000.00	.978	5981
912833Z52	246796	2000	US Treasury Strip 08,15,2037	09/18/2020	65,563.49	.000	08/15/2037	80,000.00	1.181	5981
912833Z52	247016	2000	S 0 08-15-37	10/13/2020	32,034.80	.000	08/15/2037	40,000.00	1.323	5981
912833Z52	247143	2000	S 0 08-15-37	10/22/2020	32,144.37	.000	08/15/2037	40,000.00	1.304	5981
912834AD0	189279	2000	US TREASURY STRIP	11/21/2008	1,542.10	.000	11/15/2037	5,000.00	4.100	6073
912834AD0	220489	2000	US TREASURY STRIP	01/26/2015	23,676.80	.000	11/15/2037	40,000.00	2.313	6073
912834AD0	229114	2000	S 0 11-15-37	01/12/2017	10,819.40	.000	11/15/2037	20,000.00	2.970	6073
912834AD0	229138	2000	S 0 11-15-37	01/12/2017	10,819.40	.000	11/15/2037	20,000.00	2.970	6073
912834AD0	229404	2000	S 0 11-15-37	02/02/2017	21,106.80	.000	11/15/2037	40,000.00	3.100	6073
912834AD0	234944	2000	S 0 11-15-37	01/25/2018	22,616.80	.000	11/15/2037	40,000.00	2.900	6073
912834AD0	235072	2000	S 0 11-15-37	02/02/2018	22,368.00	.000	11/15/2037	40,000.00	2.960	6073
912834AD0	243398	2000	S 0 11-15-37	11/15/2019	26,306.80	.000	11/15/2037	40,000.00	2.342	6073
912834AD0	243641	2000	S 0 11-15-37	12/09/2019	27,258.40	.000	11/15/2037	40,000.00	2.150	6073
912834AD0	243733	2000	S 0 11-15-37	12/16/2019	27,028.80	.000	11/15/2037	40,000.00	2.200	6073
912834AD0	247341	2000	S 0 11-15-37	11/06/2020	31,437.20	.000	11/15/2037	40,000.00	1.420	6073
912834AD0	247481	2000	S 0 11-15-37	11/19/2020	62,720.80	.000	11/15/2037	80,000.00	1.437	6073



Run Date: 4/5/2021 4:53:48 AM

Investments Outstanding As Of Date: 3/31/2021

INVENTORY BY MATURITY REPORT

CUSIP	Investment #	Fund	Issuer	Purchase Date	Current Book	Current Rate	Maturity Date	Current Par	YTM	Days to Maturity
912834AD0	247646	2000	S 0 11-15-37	12/03/2020	31,749.60	.000	11/15/2037	40,000.00	1.367	6073
912834AD0	247798	2000	S 0 11-15-37	12/14/2020	31,126.00	.000	11/15/2037	40,000.00	1.488	6073
912834AD0	247858	2000	S 0 11-15-37	12/17/2020	31,540.00	.000	11/15/2037	40,000.00	1.410	6073
912833Z60	191137	2000	US TREASURY STRIP	04/13/2009	1,900.00	.000	02/15/2038	5,000.00	4.472	6165
912833Z60	213375	2000	US TREASURY STRIP	03/28/2013	44,327.00	.000	02/15/2038	100,000.00	3.754	6165
912833Z60	220889	2000	US TREASURY STRIP	02/13/2015	22,053.20	.000	02/15/2038	40,000.00	2.740	6165
912833Z60	222344	2000	US TREASURY STRIP	04/30/2015	21,802.40	.000	02/15/2038	40,000.00	2.793	6165
912833Z60	225742	2000	USTREASURYSTRIP	03/17/2016	22,407.20	.000	02/15/2038	40,000.00	2.667	6165
912833Z60	230032	2000	S 0 02-15-38	03/24/2017	210,184.00	.000	02/15/2038	400,000.00	3.103	6165
912833Z60	230344	2000	S 0 02-15-38	04/17/2017	21,778.00	.000	02/15/2038	40,000.00	2.940	6165
912833Z60	235211	2000	S 0 02-15-38	02/15/2018	21,620.40	.000	02/15/2038	40,000.00	3.100	6165
912833Z60	235381	2000	S 0 02-15-38	03/01/2018	21,646.00	.000	02/15/2038	40,000.00	3.100	6165
912833Z60	235406	2000	S 0 02-15-38	03/01/2018	21,519.20	.000	02/15/2038	40,000.00	3.130	6165
912833Z60	235466	2000	S 0 02-15-38	03/05/2018	107,420.00	.000	02/15/2038	200,000.00	3.140	6165
912833Z60	235539	2000	S 0 02-15-38	03/08/2018	21,632.00	.000	02/15/2038	40,000.00	3.106	6165
912833Z60	236296	2000	S 0 02-15-38	04/26/2018	21,580.40	.000	02/15/2038	40,000.00	3.140	6165
912833Z60	244748	2000	S 0 02-15-38	03/19/2020	33,022.00	.000	02/15/2038	40,000.00	1.073	6165
912833Z60	244861	2000	S 0 02-15-38	04/02/2020	20,549.50	.000	02/15/2038	25,000.00	1.100	6165
912833Z60	249124	2000	S 0 02-15-38	03/12/2021	27,756.00	.000	02/15/2038	40,000.00	2.170	6165
912833Z60	249151	2000	S 0 02-15-38	03/12/2021	55,493.60	.000	02/15/2038	80,000.00	2.172	6165
912834AE8	197123	2000	US TREASURY STRIP	05/11/2010	86,531.29	.000	05/15/2038	306,000.00	4.560	6254
912834AE8	197214	2000	US TREASURY STRIP	05/14/2010	6,861.25	.000	05/15/2038	25,000.00	4.671	6254
912834AE8	198721	2000	US TREASURY STRIP	07/13/2010	30,580.00	.000	05/15/2038	100,000.00	4.301	6254
912834AE8	227514	2000	US TREASURY STRI ZERO-% 5	07/29/2016	24,828.40	.000	05/15/2038	40,000.00	2.200	6254
912834AE8	231296	2000	S 0 05-15-38	05/11/2017	21,290.40	.000	05/15/2038	40,000.00	3.024	6254
912834AE8	231598	2000	S 0 05-15-38	06/02/2017	21,972.40	.000	05/15/2038	40,000.00	2.880	6254
912834AE8	237021	2000	S 0 05-15-38	06/14/2018	21,632.00	.000	05/15/2038	40,000.00	3.110	6254
912834AE8	237328	2000	S 0 05-15-38	07/06/2018	22,210.00	.000	05/15/2038	40,000.00	2.985	6254
912834AE8	237396	2000	S 0 05-15-38	07/12/2018	22,275.60	.000	05/15/2038	40,000.00	2.972	6254
912834AE8	241271	2000	S 0 05-15-38	05/09/2019	23,440.80	.000	05/15/2038	40,000.00	2.830	6254
912834AE8	241695	2000	S 0 05-15-38	06/21/2019	25,314.80	.000	05/15/2038	40,000.00	2.435	6254
912834AE8	241920	2000	S 0 05-15-38	07/11/2019	25,420.80	.000	05/15/2038	40,000.00	2.420	6254
912834AE8	242029	2000	S 0 05-15-38	07/22/2019	156,955.00	.000	05/15/2038	250,000.00	2.489	6254



Run Date: 4/5/2021 4:53:48 AM

Investments Outstanding As Of Date: 3/31/2021

INVENTORY BY MATURITY REPORT

CUSIP	Investment #	Fund	Issuer	Purchase Date	Current Book	Current Rate	Maturity Date	Current Par	YTM	Days to Maturity
912834AE8	242114	2000	S 0 05-15-38	07/26/2019	25,299.60	.000	05/15/2038	40,000.00	2.451	6254
912834AE8	242396	2000	S 0 05-15-38	08/19/2019	13,405.26	.000	05/15/2038	19,000.00	1.870	6254
912834AE8	245860	2000	S 0 05-15-38	05/18/2020	32,533.60	.000	05/15/2038	40,000.00	1.152	6254
912834AE8	246040	2000	S 0 05-15-38	06/12/2020	31,350.80	.000	05/15/2038	40,000.00	1.364	6254
912834AE8	246102	2000	S 0 05-15-38	06/19/2020	31,707.60	.000	05/15/2038	40,000.00	1.302	6254
912834AE8	246269	2000	S 0 05-15-38	07/16/2020	32,776.80	.000	05/15/2038	40,000.00	1.120	6254
912834AE8	246289	2000	S 0 05-15-38	07/16/2020	32,776.80	.000	05/15/2038	40,000.00	1.120	6254
912834AE8	246330	2000	S 0 05-15-38	07/20/2020	32,940.80	.000	05/15/2038	40,000.00	1.093	6254
912834AT5	218854	2000	US TREASURY STRIP	08/28/2014	185,600.00	.000	08/15/2038	400,000.00	3.230	6346
912834AT5	219283	2000	US TREASURY STRIP	10/17/2014	19,444.80	.000	08/15/2038	40,000.00	3.050	6346
912834AT5	224470	2000	USTREASURYSTRIIP	10/22/2015	51,788.00	.000	08/15/2038	100,000.00	2.905	6346
912834AT5	224562	2000	USTREASURYSTRIIP	10/29/2015	20,889.60	.000	08/15/2038	40,000.00	2.870	6346
912834AT5	234145	2000	S 0 08-15-38	10/26/2017	22,155.60	.000	08/15/2038	40,000.00	2.860	6346
912834AT5	237910	2000	S 0 08-15-38	08/23/2018	22,152.00	.000	08/15/2038	40,000.00	2.980	6346
912834AT5	238224	2000	S 0 08-15-38	09/13/2018	21,715.20	.000	08/15/2038	40,000.00	3.090	6346
912834AT5	238675	2000	S 0 08-15-38	10/25/2018	205,900.00	.000	08/15/2038	400,000.00	3.381	6346
912834AT5	242355	2000	S 0 08-15-38	08/19/2019	17,327.00	.000	08/15/2038	25,000.00	1.940	6346
912834AT5	242584	2000	S 0 08-15-38	09/06/2019	70,083.00	.000	08/15/2038	100,000.00	1.886	6346
912834AT5	242677	2000	S 0 08-15-38	09/12/2019	54,698.40	.000	08/15/2038	80,000.00	2.019	6346
912834AT5	242814	2000	S 0 08-15-38	09/23/2019	167,120.00	.000	08/15/2038	250,000.00	2.143	6346
912834AT5	246492	2000	S 0 08-15-38	08/10/2020	33,295.60	.000	08/15/2038	40,000.00	1.021	6346
912834AT5	246797	2000	US Treasury Strip 08,15,2038	09/18/2020	64,199.32	.000	08/15/2038	80,000.00	1.233	6346
912834AT5	247017	2000	S 0 08-15-38	10/13/2020	31,397.60	.000	08/15/2038	40,000.00	1.362	6346
912834AT5	247144	2000	S 0 08-15-38	10/22/2020	31,519.23	.000	08/15/2038	40,000.00	1.342	6346
912834DU9	220490	2000	US TREASURY STRIP	01/26/2015	22,891.20	.000	11/15/2038	40,000.00	2.359	6438
912834DU9	229117	2000	S 0 11-15-38	01/12/2017	10,392.60	.000	11/15/2038	20,000.00	3.020	6438
912834DU9	229139	2000	S 0 11-15-38	01/12/2017	10,392.60	.000	11/15/2038	20,000.00	3.020	6438
912834DU9	229405	2000	S 0 11-15-38	02/02/2017	20,379.60	.000	11/15/2038	40,000.00	3.120	6438
912834DU9	234945	2000	S 0 11-15-38	01/25/2018	21,974.80	.000	11/15/2038	40,000.00	2.900	6438
912834DU9	235073	2000	S 0 11-15-38	02/02/2018	21,764.80	.000	11/15/2038	40,000.00	2.950	6438
912834DU9	243399	2000	S 0 11-15-38	11/15/2019	25,504.80	.000	11/15/2038	40,000.00	2.383	6438
912834DU9	243642	2000	S 0 11-15-38	12/09/2019	26,532.00	.000	11/15/2038	40,000.00	2.180	6438
912834DU9	243734	2000	S 0 11-15-38	12/16/2019	26,296.00	.000	11/15/2038	40,000.00	2.230	6438



Run Date: 4/5/2021 4:53:48 AM

Investments Outstanding As Of Date: 3/31/2021

INVENTORY BY MATURITY REPORT

CUSIP	Investment #	Fund	Issuer	Purchase Date	Current Book	Current Rate	Maturity Date	Current Par	YTM	Days to Maturity
912834DU9	247342	2000	S 0 11-15-38	11/06/2020	30,829.20	.000	11/15/2038	40,000.00	1.450	6438
912834DU9	247482	2000	S 0 11-15-38	11/19/2020	61,515.20	.000	11/15/2038	80,000.00	1.466	6438
912834DU9	247647	2000	S 0 11-15-38	12/03/2020	31,136.40	.000	11/15/2038	40,000.00	1.400	6438
912834DU9	247799	2000	S 0 11-15-38	12/14/2020	30,502.05	.000	11/15/2038	40,000.00	1.518	6438
912834DU9	247859	2000	S 0 11-15-38	12/17/2020	30,879.60	.000	11/15/2038	40,000.00	1.450	6438
912834AU2	213376	2000	US TREASURY STRIP	03/28/2013	42,661.00	.000	02/15/2039	100,000.00	3.318	6530
912834AU2	220891	2000	US TREASURY STRIP	02/13/2015	21,312.40	.000	02/15/2039	40,000.00	2.640	6530
912834AU2	222346	2000	US TREASURY STRIP	04/30/2015	21,130.00	.000	02/15/2039	40,000.00	2.700	6530
912834AU2	225744	2000	USTREASURYSTRIP	03/17/2016	21,668.80	.000	02/15/2039	40,000.00	2.693	6530
912834AU2	230033	2000	S 0 02-15-39	03/24/2017	202,780.00	.000	02/15/2039	400,000.00	3.127	6530
912834AU2	230345	2000	S 0 02-15-39	04/17/2017	21,015.20	.000	02/15/2039	40,000.00	2.970	6530
912834AU2	235212	2000	S 0 02-15-39	02/15/2018	20,922.00	.000	02/15/2039	40,000.00	3.110	6530
912834AU2	235382	2000	S 0 02-15-39	03/01/2018	20,947.20	.000	02/15/2039	40,000.00	3.110	6530
912834AU2	235407	2000	S 0 02-15-39	03/01/2018	20,831.20	.000	02/15/2039	40,000.00	3.137	6530
912834AU2	235467	2000	S 0 02-15-39	03/05/2018	103,910.00	.000	02/15/2039	200,000.00	3.150	6530
912834AU2	235540	2000	S 0 02-15-39	03/08/2018	20,950.00	.000	02/15/2039	40,000.00	3.112	6530
912834AU2	236297	2000	S 0 02-15-39	04/26/2018	20,961.20	.000	02/15/2039	40,000.00	3.130	6530
912834AU2	244749	2000	S 0 02-15-39	03/19/2020	32,231.60	.000	02/15/2039	40,000.00	1.145	6530
912834AU2	244862	2000	S 0 02-15-39	04/02/2020	20,173.25	.000	02/15/2039	25,000.00	1.140	6530
912834AU2	249125	2000	S 0 02-15-39	03/12/2021	27,019.20	.000	02/15/2039	40,000.00	2.200	6530
912834AU2	249152	2000	S 0 02-15-39	03/12/2021	53,980.80	.000	02/15/2039	80,000.00	2.206	6530
912834DV7	197124	2000	US TREASURY STRIP	05/11/2010	82,568.59	.000	05/15/2039	306,000.00	4.567	6619
912834DV7	197215	2000	US TREASURY STRIP	05/14/2010	6,511.00	.000	05/15/2039	25,000.00	4.693	6619
912834DV7	198722	2000	US TREASURY STRIP	07/13/2010	29,132.00	.000	05/15/2039	100,000.00	4.323	6619
912834DV7	227515	2000	US TREASURY STRI ZERO-% 5	07/29/2016	24,072.80	.000	05/15/2039	40,000.00	2.240	6619
912834DV7	231297	2000	S 0 05-15-39	05/11/2017	20,460.40	.000	05/15/2039	40,000.00	3.069	6619
912834DV7	231600	2000	S 0 05-15-39	06/02/2017	21,146.00	.000	05/15/2039	40,000.00	2.925	6619
912834DV7	237020	2000	S 0 05-15-39	06/14/2018	20,974.80	.000	05/15/2039	40,000.00	3.110	6619
912834DV7	237329	2000	S 0 05-15-39	07/06/2018	21,562.40	.000	05/15/2039	40,000.00	2.984	6619
912834DV7	237395	2000	S 0 05-15-39	07/12/2018	21,642.00	.000	05/15/2039	40,000.00	2.969	6619
912834DV7	241272	2000	S 0 05-15-39	05/09/2019	22,746.40	.000	05/15/2039	40,000.00	2.840	6619
912834DV7	241696	2000	S 0 05-15-39	06/21/2019	24,560.00	.000	05/15/2039	40,000.00	2.466	6619
912834DV7	241921	2000	S 0 05-15-39	07/11/2019	24,646.80	.000	05/15/2039	40,000.00	2.455	6619



Run Date: 4/5/2021 4:53:48 AM

Investments Outstanding As Of Date: 3/31/2021

INVENTORY BY MATURITY REPORT

CUSIP	Investment #	Fund	Issuer	Purchase Date	Current Book	Current Rate	Maturity Date	Current Par	YTM	Days to Maturity
912834DV7	242115	2000	S 0 05-15-39	07/26/2019	24,503.20	.000	05/15/2039	40,000.00	2.490	6619
912834DV7	242397	2000	S 0 05-15-39	08/19/2019	17,245.50	.000	05/15/2039	25,000.00	1.890	6619
912834DV7	245861	2000	S 0 05-15-39	05/18/2020	31,902.00	.000	05/15/2039	40,000.00	1.195	6619
912834DV7	246041	2000	S 0 05-15-39	06/12/2020	30,621.20	.000	05/15/2039	40,000.00	1.417	6619
912834DV7	246103	2000	S 0 05-15-39	06/19/2020	30,920.00	.000	05/15/2039	40,000.00	1.367	6619
912834DV7	246270	2000	S 0 05-15-39	07/16/2020	32,050.80	.000	05/15/2039	40,000.00	1.180	6619
912834DV7	246290	2000	S 0 05-15-39	07/16/2020	32,050.80	.000	05/15/2039	40,000.00	1.180	6619
912834DV7	246331	2000	S 0 05-15-39	07/20/2020	32,244.80	.000	05/15/2039	40,000.00	1.148	6619
912834EP9	224471	2000	USTREASURYSTRIP	10/22/2015	49,554.00	.000	08/15/2039	100,000.00	2.970	6711
912834EP9	224563	2000	USTREASURYSTRIP	10/29/2015	20,080.40	.000	08/15/2039	40,000.00	2.917	6711
912834EP9	234146	2000	S 0 08-15-39	10/26/2017	21,442.80	.000	08/15/2039	40,000.00	2.880	6711
912834EP9	237911	2000	S 0 08-15-39	08/23/2018	21,506.00	.000	08/15/2039	40,000.00	2.980	6711
912834EP9	238225	2000	S 0 08-15-39	09/13/2018	21,016.40	.000	08/15/2039	40,000.00	3.100	6711
912834EP9	238674	2000	S 0 08-15-39	10/25/2018	198,580.00	.000	08/15/2039	400,000.00	3.394	6711
912834EP9	242398	2000	S 0 08-15-39	08/19/2019	17,164.75	.000	08/15/2039	25,000.00	1.890	6711
912834EP9	242678	2000	S 0 08-15-39	09/12/2019	53,336.00	.000	08/15/2039	80,000.00	2.045	6711
912834EP9	246493	2000	S 0 08-15-39	08/10/2020	32,654.40	.000	08/15/2039	40,000.00	1.070	6711
912834EP9	246798	2000	US Treasury Strip 08,15,2039	09/18/2020	63,011.47	.000	08/15/2039	80,000.00	1.267	6711
912834EP9	247018	2000	S 0 08-15-39	10/13/2020	30,748.80	.000	08/15/2039	40,000.00	1.401	6711
912834EP9	247145	2000	S 0 08-15-39	10/22/2020	30,891.93	.000	08/15/2039	40,000.00	1.378	6711
912834EV6	220491	2000	US TREASURY STRIP	01/26/2015	22,117.20	.000	11/15/2039	40,000.00	2.403	6803
912834EV6	229120	2000	S 0 11-15-39	01/12/2017	10,018.00	.000	11/15/2039	20,000.00	3.050	6803
912834EV6	229140	2000	S 0 11-15-39	01/12/2017	10,018.00	.000	11/15/2039	20,000.00	3.050	6803
912834EV6	229406	2000	S 0 11-15-39	02/02/2017	19,626.00	.000	11/15/2039	40,000.00	3.150	6803
912834EV6	234946	2000	S 0 11-15-39	01/25/2018	21,397.20	.000	11/15/2039	40,000.00	2.890	6803
912834EV6	235074	2000	S 0 11-15-39	02/02/2018	21,182.00	.000	11/15/2039	40,000.00	2.940	6803
912834EV6	243400	2000	S 0 11-15-39	11/15/2019	24,740.80	.000	11/15/2039	40,000.00	2.417	6803
912834EV6	243643	2000	S 0 11-15-39	12/09/2019	25,758.80	.000	11/15/2039	40,000.00	2.220	6803
912834EV6	243735	2000	S 0 11-15-39	12/16/2019	25,618.00	.000	11/15/2039	40,000.00	2.250	6803
912834EV6	247343	2000	S 0 11-15-39	11/06/2020	30,215.60	.000	11/15/2039	40,000.00	1.480	6803
912834EV6	247483	2000	S 0 11-15-39	11/19/2020	60,287.20	.000	11/15/2039	80,000.00	1.495	6803
912834EV6	247648	2000	S 0 11-15-39	12/03/2020	30,513.20	.000	11/15/2039	40,000.00	1.434	6803
912834EV6	247800	2000	S 0 11-15-39	12/14/2020	29,855.71	.000	11/15/2039	40,000.00	1.552	6803



Run Date: 4/5/2021 4:53:48 AM

Investments Outstanding As Of Date: 3/31/2021

INVENTORY BY MATURITY REPORT

CUSIP	Investment #	Fund	Issuer	Purchase Date	Current Book	Current Rate	Maturity Date	Current Par	YTM	Days to Maturity
912834EV6	247860	2000	S 0 11-15-39	12/17/2020	30,294.40	.000	11/15/2039	40,000.00	1.475	6803
912834FB9	213377	2000	US TREASURY STRIP	03/28/2013	41,063.00	.000	02/15/2040	100,000.00	3.338	6895
912834FB9	225747	2000	USTREASURYSTRIP	03/17/2016	20,918.00	.000	02/15/2040	40,000.00	2.729	6895
912834FB9	230034	2000	S 0 02-15-40	03/24/2017	195,152.00	.000	02/15/2040	400,000.00	3.159	6895
912834FB9	230346	2000	S 0 02-15-40	04/17/2017	20,176.40	.000	02/15/2040	40,000.00	3.020	6895
912834FB9	235213	2000	S 0 02-15-40	02/15/2018	20,286.40	.000	02/15/2040	40,000.00	3.110	6895
912834FB9	235383	2000	S 0 02-15-40	03/01/2018	20,310.40	.000	02/15/2040	40,000.00	3.110	6895
912834FB9	235408	2000	S 0 02-15-40	03/01/2018	20,179.60	.000	02/15/2040	40,000.00	3.140	6895
912834FB9	235468	2000	S 0 02-15-40	03/05/2018	100,930.00	.000	02/15/2040	200,000.00	3.140	6895
912834FB9	235541	2000	S 0 02-15-40	03/08/2018	20,308.40	.000	02/15/2040	40,000.00	3.113	6895
912834FB9	236298	2000	S 0 02-15-40	04/26/2018	20,320.40	.000	02/15/2040	40,000.00	3.130	6895
912834FB9	244750	2000	S 0 02-15-40	03/19/2020	31,783.60	.000	02/15/2040	40,000.00	1.158	6895
912834FB9	244863	2000	S 0 02-15-40	04/02/2020	19,788.25	.000	02/15/2040	25,000.00	1.180	6895
912834FB9	249126	2000	S 0 02-15-40	03/12/2021	26,262.00	.000	02/15/2040	40,000.00	2.235	6895
912834FB9	249153	2000	S 0 02-15-40	03/12/2021	52,474.40	.000	02/15/2040	80,000.00	2.240	6895
912834HV3	227516	2000	US TREASURY STRI ZERO-% 5	07/29/2016	23,294.40	.000	05/15/2040	40,000.00	2.285	6985
912834HV3	231299	2000	S 0 05-15-40	05/11/2017	19,676.40	.000	05/15/2040	40,000.00	3.107	6985
912834HV3	231602	2000	S 0 05-15-40	06/02/2017	20,356.00	.000	05/15/2040	40,000.00	2.965	6985
912834HV3	237019	2000	S 0 05-15-40	06/14/2018	20,337.20	.000	05/15/2040	40,000.00	3.110	6985
912834HV3	237330	2000	S 0 05-15-40	07/06/2018	20,887.60	.000	05/15/2040	40,000.00	2.995	6985
912834HV3	237394	2000	S 0 05-15-40	07/12/2018	20,969.20	.000	05/15/2040	40,000.00	2.979	6985
912834HV3	241273	2000	S 0 05-15-40	05/09/2019	22,022.40	.000	05/15/2040	40,000.00	2.860	6985
912834HV3	241697	2000	S 0 05-15-40	06/21/2019	23,787.60	.000	05/15/2040	40,000.00	2.502	6985
912834HV3	241922	2000	S 0 05-15-40	07/11/2019	23,880.00	.000	05/15/2040	40,000.00	2.490	6985
912834HV3	242116	2000	S 0 05-15-40	07/26/2019	23,708.40	.000	05/15/2040	40,000.00	2.530	6985
912834HV3	245862	2000	S 0 05-15-40	05/18/2020	31,169.20	.000	05/15/2040	40,000.00	1.252	6985
912834HV3	246042	2000	S 0 05-15-40	06/12/2020	29,853.60	.000	05/15/2040	40,000.00	1.474	6985
912834HV3	246104	2000	S 0 05-15-40	06/19/2020	30,194.40	.000	05/15/2040	40,000.00	1.418	6985
912834HV3	246271	2000	S 0 05-15-40	07/16/2020	31,365.20	.000	05/15/2040	40,000.00	1.230	6985
912834HV3	246291	2000	S 0 05-15-40	07/16/2020	31,365.20	.000	05/15/2040	40,000.00	1.230	6985
912834HV3	246332	2000	S 0 05-15-40	07/20/2020	31,498.40	.000	05/15/2040	40,000.00	1.209	6985
912834JB5	224472	2000	USTREASURYSTRIP	10/22/2015	47,298.00	.000	08/15/2040	100,000.00	3.040	7077
912834JB5	234147	2000	S 0 08-15-40	10/26/2017	20,698.40	.000	08/15/2040	40,000.00	2.910	7077





Run Date: 4/5/2021 4:53:48 AM

Investments Outstanding As Of Date: 3/31/2021

INVENTORY BY MATURITY REPORT

CUSIP	Investment #	Fund	Issuer	Purchase Date	Current Book	Current Rate	Maturity Date	Current Par	YTM	Days to Maturity
912834JB5	237912	2000	S 0 08-15-40	08/23/2018	20,834.00	.000	08/15/2040	40,000.00	2.990	7077
912834JB5	238226	2000	S 0 08-15-40	09/13/2018	20,344.40	.000	08/15/2040	40,000.00	3.108	7077
912834JB5	238673	2000	S 0 08-15-40	10/25/2018	191,596.00	.000	08/15/2040	400,000.00	3.404	7077
912834JB5	242399	2000	S 0 08-15-40	08/19/2019	16,809.75	.000	08/15/2040	25,000.00	1.900	7077
912834JB5	242658	2000	S 0 08-15-40	09/12/2019	51,905.60	.000	08/15/2040	80,000.00	2.078	7077
912834JB5	246494	2000	S 0 08-15-40	08/10/2020	32,051.60	.000	08/15/2040	40,000.00	1.110	7077
912834JB5	246799	2000	US Treasury Strip 08,15,2040	09/18/2020	61,718.38	.000	08/15/2040	80,000.00	1.308	7077
912834JB5	247019	2000	S 0 08-15-40	10/13/2020	30,337.20	.000	08/15/2040	40,000.00	1.399	7077
912834JB5	247146	2000	S 0 08-15-40	10/22/2020	30,213.86	.000	08/15/2040	40,000.00	1.421	7077
912834JH2	229122	2000	S 0 11-15-40	01/12/2017	9,673.80	.000	11/15/2040	20,000.00	3.070	7169
912834JH2	229141	2000	S 0 11-15-40	01/12/2017	9,673.80	.000	11/15/2040	20,000.00	3.070	7169
912834JH2	229407	2000	S 0 11-15-40	02/02/2017	18,800.40	.000	11/15/2040	40,000.00	3.200	7169
912834JH2	234947	2000	S 0 11-15-40	01/25/2018	20,652.00	.000	11/15/2040	40,000.00	2.920	7169
912834JH2	235075	2000	S 0 11-15-40	02/02/2018	20,434.80	.000	11/15/2040	40,000.00	2.970	7169
912834JH2	243401	2000	S 0 11-15-40	11/15/2019	23,969.20	.000	11/15/2040	40,000.00	2.454	7169
912834JH2	243644	2000	S 0 11-15-40	12/09/2019	25,040.40	.000	11/15/2040	40,000.00	2.250	7169
912834JH2	243736	2000	S 0 11-15-40	12/16/2019	24,896.40	.000	11/15/2040	40,000.00	2.280	7169
912834JH2	247344	2000	S 0 11-15-40	11/06/2020	29,537.60	.000	11/15/2040	40,000.00	1.520	7169
912834JH2	247484	2000	S 0 11-15-40	11/19/2020	59,123.20	.000	11/15/2040	80,000.00	1.519	7169
912834JH2	247649	2000	S 0 11-15-40	12/03/2020	30,155.20	.000	11/15/2040	40,000.00	1.421	7169
912834JH2	247801	2000	S 0 11-15-40	12/14/2020	29,229.67	.000	11/15/2040	40,000.00	1.581	7169
912834JH2	247861	2000	S 0 11-15-40	12/17/2020	29,675.60	.000	11/15/2040	40,000.00	1.505	7169
912834JP4	213378	2000	US TREASURY STRIP	03/28/2013	39,487.00	.000	02/15/2041	100,000.00	3.360	7261
912834JP4	230035	2000	S 0 02-15-41	03/24/2017	186,620.00	.000	02/15/2041	400,000.00	3.216	7261
912834JP4	230347	2000	S 0 02-15-41	04/17/2017	19,466.00	.000	02/15/2041	40,000.00	3.045	7261
912834JP4	235214	2000	S 0 02-15-41	02/15/2018	19,580.80	.000	02/15/2041	40,000.00	3.130	7261
912834JP4	235384	2000	S 0 02-15-41	03/01/2018	19,560.00	.000	02/15/2041	40,000.00	3.140	7261
912834JP4	235409	2000	S 0 02-15-41	03/01/2018	19,459.20	.000	02/15/2041	40,000.00	3.163	7261
912834JP4	235469	2000	S 0 02-15-41	03/05/2018	97,284.00	.000	02/15/2041	200,000.00	3.165	7261
912834JP4	235542	2000	S 0 02-15-41	03/08/2018	19,606.80	.000	02/15/2041	40,000.00	3.132	7261
912834JP4	236299	2000	S 0 02-15-41	04/26/2018	19,654.80	.000	02/15/2041	40,000.00	3.140	7261
912834JP4	244751	2000	S 0 02-15-41	03/19/2020	30,932.40	.000	02/15/2041	40,000.00	1.233	7261
912834JP4	244864	2000	S 0 02-15-41	04/02/2020	19,315.00	.000	02/15/2041	25,000.00	1.240	7261



Run Date: 4/5/2021 4:53:48 AM

Investments Outstanding As Of Date: 3/31/2021

INVENTORY BY MATURITY REPORT

CUSIP	Investment #	Fund	Issuer	Purchase Date	Current Book	Current Rate	Maturity Date	Current Par	YTM	Days to Maturity
912834JP4	249127	2000	S 0 02-15-41	03/12/2021	25,523.20	.000	02/15/2041	40,000.00	2.267	7261
912834JP4	249154	2000	S 0 02-15-41	03/12/2021	51,016.00	.000	02/15/2041	80,000.00	2.270	7261
912834KHO	231301	2000	S 0 05-15-41	05/11/2017	18,953.20	.000	05/15/2041	40,000.00	3.135	7350
912834KHO	231603	2000	S 0 05-15-41	06/02/2017	19,649.20	.000	05/15/2041	40,000.00	2.990	7350
912834KHO	237018	2000	S 0 05-15-41	06/14/2018	19,674.80	.000	05/15/2041	40,000.00	3.120	7350
912834KHO	237331	2000	S 0 05-15-41	07/06/2018	20,248.80	.000	05/15/2041	40,000.00	3.001	7350
912834KHO	237393	2000	S 0 05-15-41	07/12/2018	20,308.40	.000	05/15/2041	40,000.00	2.990	7350
912834KHO	241274	2000	S 0 05-15-41	05/09/2019	21,266.80	.000	05/15/2041	40,000.00	2.890	7350
912834KHO	241698	2000	S 0 05-15-41	06/21/2019	23,033.60	.000	05/15/2041	40,000.00	2.536	7350
912834KHO	241923	2000	S 0 05-15-41	07/11/2019	23,146.00	.000	05/15/2041	40,000.00	2.520	7350
912834KHO	242117	2000	S 0 05-15-41	07/26/2019	22,946.40	.000	05/15/2041	40,000.00	2.565	7350
912834KHO	245863	2000	S 0 05-15-41	05/18/2020	30,280.00	.000	05/15/2041	40,000.00	1.331	7350
912834KHO	246043	2000	S 0 05-15-41	06/12/2020	29,084.00	.000	05/15/2041	40,000.00	1.529	7350
912834KHO	246105	2000	S 0 05-15-41	06/19/2020	29,438.40	.000	05/15/2041	40,000.00	1.472	7350
912834KHO	246272	2000	S 0 05-15-41	07/16/2020	30,727.60	.000	05/15/2041	40,000.00	1.270	7350
912834KHO	246292	2000	S 0 05-15-41	07/16/2020	30,727.60	.000	05/15/2041	40,000.00	1.270	7350
912834KHO	246333	2000	S 0 05-15-41	07/20/2020	30,955.20	.000	05/15/2041	40,000.00	1.235	7350
912834KP2	224473	2000	USTREASURYSTRIIP	10/22/2015	45,776.00	.000	08/15/2041	100,000.00	3.050	7442
912834KP2	234148	2000	S 0 08-15-41	10/26/2017	19,968.00	.000	08/15/2041	40,000.00	2.940	7442
912834KP2	237913	2000	S 0 08-15-41	08/23/2018	20,179.20	.000	08/15/2041	40,000.00	3.000	7442
912834KP2	238227	2000	S 0 08-15-41	09/13/2018	20,219.60	.000	08/15/2041	40,000.00	2.999	7442
912834KP2	238672	2000	S 0 08-15-41	10/25/2018	185,124.00	.000	08/15/2041	400,000.00	3.407	7442
912834KP2	242400	2000	S 0 08-15-41	08/19/2019	16,423.25	.000	08/15/2041	25,000.00	1.920	7442
912834KP2	242679	2000	S 0 08-15-41	09/12/2019	50,492.00	.000	08/15/2041	80,000.00	2.110	7442
912834KP2	246495	2000	S 0 08-15-41	08/10/2020	31,474.00	.000	08/15/2041	40,000.00	1.144	7442
912834KP2	246800	2000	US Treasury Strip 08,15,2041	09/18/2020	60,528.27	.000	08/15/2041	80,000.00	1.339	7442
912834KP2	247020	2000	S 0 08-15-41	10/13/2020	29,687.20	.000	08/15/2041	40,000.00	1.436	7442
912834KP2	247147	2000	S 0 08-15-41	10/22/2020	29,568.25	.000	08/15/2041	40,000.00	1.457	7442
912834KV9	229124	2000	S 0 11-15-41	01/12/2017	9,337.60	.000	11/15/2041	20,000.00	3.090	7534
912834KV9	229142	2000	S 0 11-15-41	01/12/2017	9,337.60	.000	11/15/2041	20,000.00	3.090	7534
912834KV9	234948	2000	S 0 11-15-41	01/25/2018	19,968.00	.000	11/15/2041	40,000.00	2.940	7534
912834KV9	235076	2000	S 0 11-15-41	02/02/2018	19,794.80	.000	11/15/2041	40,000.00	2.980	7534
912834KV9	243402	2000	S 0 11-15-41	11/15/2019	23,244.80	.000	11/15/2041	40,000.00	2.483	7534



Run Date: 4/5/2021 4:53:48 AM

Investments Outstanding As Of Date: 3/31/2021

INVENTORY BY MATURITY REPORT

CUSIP	Investment #	Fund	Issuer	Purchase Date	Current Book	Current Rate	Maturity Date	Current Par	YTM	Days to Maturity
912834KV9	243645	2000	S 0 11-15-41	12/09/2019	24,380.40	.000	11/15/2041	40,000.00	2.270	7534
912834KV9	243737	2000	S 0 11-15-41	12/16/2019	24,232.80	.000	11/15/2041	40,000.00	2.300	7534
912834KV9	247345	2000	S 0 11-15-41	11/06/2020	28,882.00	.000	11/15/2041	40,000.00	1.555	7534
912834KV9	247485	2000	S 0 11-15-41	11/19/2020	57,884.00	.000	11/15/2041	80,000.00	1.548	7534
912834KV9	247650	2000	S 0 11-15-41	12/03/2020	29,474.00	.000	11/15/2041	40,000.00	1.463	7534
912834KV9	247802	2000	S 0 11-15-41	12/14/2020	28,570.65	.000	11/15/2041	40,000.00	1.615	7534
912834KV9	247862	2000	S 0 11-15-41	12/17/2020	28,992.40	.000	11/15/2041	40,000.00	1.545	7534
912834LB2	213379	2000	US TREASURY STRIP	03/28/2013	37,911.00	.000	02/15/2042	100,000.00	3.386	7626
912834LB2	235215	2000	S 0 02-15-42	02/15/2018	18,937.20	.000	02/15/2042	40,000.00	3.140	7626
912834LB2	235385	2000	S 0 02-15-42	03/01/2018	18,915.60	.000	02/15/2042	40,000.00	3.150	7626
912834LB2	235410	2000	S 0 02-15-42	03/01/2018	18,796.40	.000	02/15/2042	40,000.00	3.177	7626
912834LB2	235470	2000	S 0 02-15-42	03/05/2018	94,054.00	.000	02/15/2042	200,000.00	3.175	7626
912834LB2	235543	2000	S 0 02-15-42	03/08/2018	18,957.20	.000	02/15/2042	40,000.00	3.143	7626
912834LB2	236300	2000	S 0 02-15-42	04/26/2018	19,007.20	.000	02/15/2042	40,000.00	3.150	7626
912834LB2	244752	2000	S 0 02-15-42	03/19/2020	30,210.80	.000	02/15/2042	40,000.00	1.285	7626
912834LB2	244865	2000	S 0 02-15-42	04/02/2020	18,953.50	.000	02/15/2042	25,000.00	1.270	7626
912834LB2	249128	2000	S 0 02-15-42	03/12/2021	24,784.40	.000	02/15/2042	40,000.00	2.300	7626
912834LB2	249155	2000	S 0 02-15-42	03/12/2021	49,568.80	.000	02/15/2042	80,000.00	2.300	7626
912834LK2	237017	2000	S 0 05-15-42	06/14/2018	19,030.40	.000	05/15/2042	40,000.00	3.130	7715
912834LK2	237332	2000	S 0 05-15-42	07/06/2018	19,618.40	.000	05/15/2042	40,000.00	3.008	7715
912834LK2	237392	2000	S 0 05-15-42	07/12/2018	20,046.60	.000	05/15/2042	40,000.00	2.919	7715
912834LK2	241275	2000	S 0 05-15-42	05/09/2019	20,478.80	.000	05/15/2042	40,000.00	2.930	7715
912834LK2	241699	2000	S 0 05-15-42	06/21/2019	22,278.40	.000	05/15/2042	40,000.00	2.572	7715
912834LK2	241924	2000	S 0 05-15-42	07/11/2019	22,421.20	.000	05/15/2042	40,000.00	2.550	7715
912834LK2	242118	2000	S 0 05-15-42	07/26/2019	22,183.20	.000	05/15/2042	40,000.00	2.602	7715
912834LK2	245864	2000	S 0 05-15-42	05/18/2020	29,601.60	.000	05/15/2042	40,000.00	1.374	7715
912834LK2	246044	2000	S 0 05-15-42	06/12/2020	28,334.40	.000	05/15/2042	40,000.00	1.579	7715
912834LK2	246106	2000	S 0 05-15-42	06/19/2020	28,680.40	.000	05/15/2042	40,000.00	1.524	7715
912834LK2	246273	2000	S 0 05-15-42	07/16/2020	30,013.60	.000	05/15/2042	40,000.00	1.320	7715
912834LK2	246293	2000	S 0 05-15-42	07/16/2020	30,013.60	.000	05/15/2042	40,000.00	1.320	7715
912834LK2	246334	2000	S 0 05-15-42	07/20/2020	30,243.20	.000	05/15/2042	40,000.00	1.286	7715
912834LR7	224474	2000	USTREASURYSTRIP	10/22/2015	44,118.00	.000	08/15/2042	100,000.00	3.075	7807
912834LR7	237914	2000	S 0 08-15-42	08/23/2018	19,587.20	.000	08/15/2042	40,000.00	3.000	7807



Run Date: 4/5/2021 4:53:48 AM

Investments Outstanding As Of Date: 3/31/2021

INVENTORY BY MATURITY REPORT

CUSIP	Investment #	Fund	Issuer	Purchase Date	Current Book	Current Rate	Maturity Date	Current Par	YTM	Days to Maturity
912834LR7	238228	2000	S 0 08-15-42	09/13/2018	19,073.60	.000	08/15/2042	40,000.00	3.120	7807
912834LR7	238671	2000	S 0 08-15-42	10/25/2018	178,972.00	.000	08/15/2042	400,000.00	3.407	7807
912834LR7	242401	2000	S 0 08-15-42	08/19/2019	16,002.75	.000	08/15/2042	25,000.00	1.950	7807
912834LR7	242680	2000	S 0 08-15-42	09/12/2019	49,253.60	.000	08/15/2042	80,000.00	2.127	7807
912834LR7	246496	2000	S 0 08-15-42	08/10/2020	30,818.80	.000	08/15/2042	40,000.00	1.188	7807
912834LR7	246801	2000	US Treasury Strip 08,15,2042	09/18/2020	59,336.05	.000	08/15/2042	80,000.00	1.369	7807
912834LR7	247021	2000	S 0 08-15-42	10/13/2020	28,993.20	.000	08/15/2042	40,000.00	1.479	7807
912834LR7	247148	2000	S 0 08-15-42	10/22/2020	28,937.72	.000	08/15/2042	40,000.00	1.489	7807
912834LX4	234949	2000	S 0 11-15-42	01/25/2018	19,346.40	.000	11/15/2042	40,000.00	2.950	7899
912834LX4	235055	2000	S 0 11-15-42	02/02/2018	19,124.00	.000	11/15/2042	40,000.00	3.000	7899
912834LX4	243403	2000	S 0 11-15-42	11/15/2019	22,586.00	.000	11/15/2042	40,000.00	2.500	7899
912834LX4	243646	2000	S 0 11-15-42	12/09/2019	23,782.40	.000	11/15/2042	40,000.00	2.280	7899
912834LX4	243738	2000	S 0 11-15-42	12/16/2019	23,631.60	.000	11/15/2042	40,000.00	2.310	7899
912834LX4	247346	2000	S 0 11-15-42	11/06/2020	28,190.40	.000	11/15/2042	40,000.00	1.595	7899
912834LX4	247486	2000	S 0 11-15-42	11/19/2020	56,629.60	.000	11/15/2042	80,000.00	1.577	7899
912834LX4	247651	2000	S 0 11-15-42	12/03/2020	28,791.20	.000	11/15/2042	40,000.00	1.504	7899
912834LX4	247803	2000	S 0 11-15-42	12/14/2020	27,931.97	.000	11/15/2042	40,000.00	1.645	7899
912834LX4	247863	2000	S 0 11-15-42	12/17/2020	28,364.00	.000	11/15/2042	40,000.00	1.575	7899
912834MD7	244753	2000	S 0 02-15-43	03/19/2020	29,414.80	.000	02/15/2043	40,000.00	1.346	7991
912834MD7	244866	2000	S 0 02-15-43	04/02/2020	18,503.75	.000	02/15/2043	25,000.00	1.320	7991
912834MD7	249129	2000	S 0 02-15-43	03/12/2021	24,187.20	.000	02/15/2043	40,000.00	2.307	7991
912834MD7	249156	2000	S 0 02-15-43	03/12/2021	48,374.40	.000	02/15/2043	80,000.00	2.307	7991
912834MM7	241276	2000	S 0 05-15-43	05/09/2019	19,844.40	.000	05/15/2043	40,000.00	2.940	8080
912834MM7	241700	2000	S 0 05-15-43	06/21/2019	21,588.80	.000	05/15/2043	40,000.00	2.597	8080
912834MM7	241925	2000	S 0 05-15-43	07/11/2019	22,422.60	.000	05/15/2043	40,000.00	2.442	8080
912834MM7	242119	2000	S 0 05-15-43	07/26/2019	21,490.40	.000	05/15/2043	40,000.00	2.627	8080
912834MM7	245865	2000	S 0 05-15-43	05/18/2020	28,887.20	.000	05/15/2043	40,000.00	1.421	8080
912834MM7	246045	2000	S 0 05-15-43	06/12/2020	27,658.80	.000	05/15/2043	40,000.00	1.616	8080
912834MM7	246107	2000	S 0 05-15-43	06/19/2020	27,989.20	.000	05/15/2043	40,000.00	1.565	8080
912834MM7	246274	2000	S 0 05-15-43	07/16/2020	29,287.20	.000	05/15/2043	40,000.00	1.370	8080
912834MM7	246294	2000	S 0 05-15-43	07/16/2020	29,287.20	.000	05/15/2043	40,000.00	1.370	8080
912834MM7	246335	2000	S 0 05-15-43	07/20/2020	29,484.80	.000	05/15/2043	40,000.00	1.341	8080
912834MT2	224475	2000	USTREASURYSTRIP	10/22/2015	43,087.00	.000	08/15/2043	100,000.00	3.050	8172



Run Date: 4/5/2021 4:53:48 AM

Investments Outstanding As Of Date: 3/31/2021

INVENTORY BY MATURITY REPORT

CUSIP	Investment #	Fund	Issuer	Purchase Date	Current Book	Current Rate	Maturity Date	Current Par	YTM	Days to Maturity
912834MT2	242402	2000	S 0 08-15-43	08/19/2019	15,658.00	.000	08/15/2043	25,000.00	1.960	8172
912834MT2	242681	2000	S 0 08-15-43	09/12/2019	48,005.60	.000	08/15/2043	80,000.00	2.146	8172
912834MT2	246497	2000	S 0 08-15-43	08/10/2020	30,116.40	.000	08/15/2043	40,000.00	1.237	8172
912834MT2	246802	2000	US Treasury Strip 08,15,2043	09/18/2020	57,944.18	.000	08/15/2043	80,000.00	1.413	8172
912834MT2	247022	2000	S 0 08-15-43	10/13/2020	28,254.00	.000	08/15/2043	40,000.00	1.528	8172
912834MT2	247149	2000	S 0 08-15-43	10/22/2020	28,219.21	.000	08/15/2043	40,000.00	1.535	8172
912834MZ8	243404	2000	S 0 11-15-43	11/15/2019	21,995.20	.000	11/15/2043	40,000.00	2.507	8264
912834MZ8	243647	2000	S 0 11-15-43	12/09/2019	23,194.40	.000	11/15/2043	40,000.00	2.290	8264
912834MZ8	243716	2000	S 0 11-15-43	12/16/2019	23,040.40	.000	11/15/2043	40,000.00	2.320	8264
912834MZ8	247347	2000	S 0 11-15-43	11/06/2020	27,588.00	.000	11/15/2043	40,000.00	1.620	8264
912834MZ8	247487	2000	S 0 11-15-43	11/19/2020	55,400.80	.000	11/15/2043	80,000.00	1.605	8264
912834MZ8	247652	2000	S 0 11-15-43	12/03/2020	28,172.40	.000	11/15/2043	40,000.00	1.533	8264
912834MZ8	247804	2000	S 0 11-15-43	12/14/2020	27,229.40	.000	11/15/2043	40,000.00	1.685	8264
912834MZ8	247864	2000	S 0 11-15-43	12/17/2020	27,732.80	.000	11/15/2043	40,000.00	1.605	8264
912834NF1	244754	2000	S 0 02-15-44	03/19/2020	28,686.80	.000	02/15/2044	40,000.00	1.395	8356
912834NF1	244867	2000	S 0 02-15-44	04/02/2020	18,089.50	.000	02/15/2044	25,000.00	1.360	8356
912834NF1	249130	2000	S 0 02-15-44	03/12/2021	23,569.20	.000	02/15/2044	40,000.00	2.320	8356
912834NF1	249157	2000	S 0 02-15-44	03/12/2021	47,138.40	.000	02/15/2044	80,000.00	2.320	8356
912834NP9	245866	2000	S 0 05-15-44	05/18/2020	28,278.80	.000	05/15/2044	40,000.00	1.451	8446
912834NP9	246046	2000	S 0 05-15-44	06/12/2020	26,947.20	.000	05/15/2044	40,000.00	1.658	8446
912834NP9	246108	2000	S 0 05-15-44	06/19/2020	27,280.40	.000	05/15/2044	40,000.00	1.607	8446
912834NP9	246275	2000	S 0 05-15-44	07/16/2020	28,618.00	.000	05/15/2044	40,000.00	1.410	8446
912834NP9	246295	2000	S 0 05-15-44	07/16/2020	28,618.00	.000	05/15/2044	40,000.00	1.410	8446
912834NP9	246336	2000	S 0 05-15-44	07/20/2020	28,782.40	.000	05/15/2044	40,000.00	1.386	8446
912834NV6	224476	2000	USTREASURYSTRIIP	10/22/2015	41,506.00	.000	08/15/2044	100,000.00	3.075	8538
912834NV6	242403	2000	S 0 08-15-44	08/19/2019	15,279.75	.000	08/15/2044	25,000.00	1.980	8538
912834NV6	246498	2000	S 0 08-15-44	08/10/2020	29,507.20	.000	08/15/2044	40,000.00	1.271	8538
912834NV6	246803	2000	US Treasury Strip 08,15,2044	09/18/2020	56,634.42	.000	08/15/2044	80,000.00	1.450	8538
912834NV6	247023	2000	S 0 08-15-44	10/13/2020	27,379.20	.000	08/15/2044	40,000.00	1.597	8538
912834NV6	247150	2000	S 0 08-15-44	10/22/2020	27,575.10	.000	08/15/2044	40,000.00	1.568	8538
912834PB8	247348	2000	S 0 11-15-44	11/06/2020	26,953.20	.000	11/15/2044	40,000.00	1.650	8630
912834PB8	247488	2000	S 0 11-15-44	11/19/2020	54,208.80	.000	11/15/2044	80,000.00	1.629	8630
912834PB8	247653	2000	S 0 11-15-44	12/03/2020	27,538.00	.000	11/15/2044	40,000.00	1.565	8630



Run Date: 4/5/2021 4:53:48 AM

Investments Outstanding As Of Date: 3/31/2021

INVENTORY BY MATURITY REPORT

CUSIP	Investment #	Fund	Issuer	Purchase Date	Current Book	Current Rate	Maturity Date	Current Par	YTM	Days to Maturity
912834PB8	247805	2000 S 0	11-15-44	12/14/2020	26,636.96	.000	11/15/2044	40,000.00	1.707	8630
912834PB8	247865	2000 S 0	11-15-44	12/17/2020	27,099.60	.000	11/15/2044	40,000.00	1.635	8630
912834PH5	244868	2000 S 0	02-15-45	04/02/2020	17,758.00	.000	02/15/2045	25,000.00	1.380	8722
912834PH5	249131	2000 S 0	02-15-45	03/12/2021	20,914.80	.000	02/15/2045	40,000.00	2.728	8722
912834PH5	249159	2000 S 0	02-15-45	03/12/2021	41,829.60	.000	02/15/2045	80,000.00	2.728	8722
912834PM4	242404	2000 S 0	08-15-45	08/19/2019	14,943.00	.000	08/15/2045	25,000.00	1.990	8903
912834PZ5	244869	2000 S 0	02-15-46	04/02/2020	17,425.75	.000	02/15/2046	25,000.00	1.400	9087
912834QP6	242405	2000 S 0	08-15-46	08/19/2019	14,650.00	.000	08/15/2046	25,000.00	1.990	9268
912834RB6	244870	2000 S 0	02-15-47	04/02/2020	17,184.25	.000	02/15/2047	25,000.00	1.400	9452
912834RR1	242406	2000 S 0	08-15-47	08/19/2019	14,362.75	.000	08/15/2047	25,000.00	1.990	9633
912834TF5	244871	2000 S 0	02-15-48	04/02/2020	16,899.25	.000	02/15/2048	25,000.00	1.410	9817
912834TV0	242407	2000 S 0	08-15-48	08/19/2019	14,162.25	.000	08/15/2048	25,000.00	1.970	9999
912834UH9	244872	2000 S 0	02-15-49	04/02/2020	16,663.50	.000	02/15/2049	25,000.00	1.410	10183
912834UY2	242408	2000 S 0	08-15-49	08/19/2019	13,887.50	.000	08/15/2049	25,000.00	1.970	10364



# Ratification Report

From Date: 3/1/2021 To Date: 3/31/2021

Date Basis: Settlement

Run: 04/05/2021 04:54:22 AM

By: Benjamin McCaig

State of Ohio - Prod

Inv. No.	Description	CUSIP	Fund	Maturity	Settle	TXN Type	Coupon	Yield	Par Value	Book Value	Purchase Interest	Settlement
<b>Fund: 1000 REG INVESTMENT ACCT-REG</b>												
248974	CACPNY 0 03-02-21	22533TQ25	1000	03/02/21	03/01/21	PURC	.000	.060	50,000,000.00	49,999,916.66	0.00	-49,999,916.66
248975	CACPNY 0 03-02-21	22533TQ25	1000	03/02/21	03/01/21	PURC	.000	.060	50,000,000.00	49,999,916.67	0.00	-49,999,916.67
248976	CACPNY 0 03-05-21	22533TQ58	1000	03/05/21	03/01/21	PURC	.000	.070	50,000,000.00	49,999,611.11	0.00	-49,999,611.11
248977	CACPNY 0 03-05-21	22533TQ58	1000	03/05/21	03/01/21	PURC	.000	.070	50,000,000.00	49,999,611.11	0.00	-49,999,611.11
248989	TDHUSA 0 06-02-21	89116ET29	1000	06/02/21	03/02/21	PURC	.000	.090	50,000,000.00	49,988,500.00	0.00	-49,988,500.00
248994	RYNYCP CP 0 11-04-2	78015CY48	1000	11/04/21	03/02/21	PURC	.000	.150	25,000,000.00	24,974,270.83	0.00	-24,974,270.83
248995	RYNYCP CP 0 09-02-2	78015CW24	1000	09/02/21	03/02/21	PURC	.000	.140	50,000,000.00	49,964,222.22	0.00	-49,964,222.22
248996	NATXNY 0 03-03-21	63873JQ37	1000	03/03/21	03/02/21	PURC	.000	.060	50,000,000.00	49,999,916.66	0.00	-49,999,916.66
248997	NATXNY 0 03-03-21	63873JQ37	1000	03/03/21	03/02/21	PURC	.000	.060	50,000,000.00	49,999,916.67	0.00	-49,999,916.67
248998	NATXNY 0 03-03-21	63873JQ37	1000	03/03/21	03/02/21	PURC	.000	.060	50,000,000.00	49,999,916.67	0.00	-49,999,916.67
248999	PCAR CP 0 04-12-21	69372ARC8	1000	04/12/21	03/02/21	PURC	.000	.080	10,000,000.00	9,999,088.89	0.00	-9,999,088.89
249000	XON 0 05-05-21	30229AS59	1000	05/05/21	03/02/21	PURC	.000	.080	50,000,000.00	49,992,888.89	0.00	-49,992,888.89
249013	BNPPNY 0 04-28-21	09659BRU6	1000	04/28/21	03/03/21	PURC	.000	.110	50,000,000.00	49,991,444.44	0.00	-49,991,444.44
249014	BNPPNY 0 04-28-21	09659BRU6	1000	04/28/21	03/03/21	PURC	.000	.110	50,000,000.00	49,991,444.45	0.00	-49,991,444.45
249015	CACPNY 0 03-04-21	22533TQ41	1000	03/04/21	03/03/21	PURC	.000	.070	50,000,000.00	49,999,902.77	0.00	-49,999,902.77
249016	CACPNY 0 03-04-21	22533TQ41	1000	03/04/21	03/03/21	PURC	.000	.070	50,000,000.00	49,999,902.78	0.00	-49,999,902.78
249017	CACPNY 0 03-04-21	22533TQ41	1000	03/04/21	03/03/21	PURC	.000	.070	50,000,000.00	49,999,902.78	0.00	-49,999,902.78
249018	CACPNY 0 03-04-21	22533TQ41	1000	03/04/21	03/03/21	PURC	.000	.070	50,000,000.00	49,999,902.78	0.00	-49,999,902.78
249035	XON CP 0 05-17-21	30229ASH3	1000	05/17/21	03/04/21	PURC	.000	.060	25,000,000.00	24,996,916.67	0.00	-24,996,916.67
249036	XON CP 0 05-17-21	30229ASH3	1000	05/17/21	03/04/21	PURC	.000	.060	25,000,000.00	24,996,916.67	0.00	-24,996,916.67
249037	BNPPNY 0 03-25-21	09659BQR4	1000	03/25/21	03/04/21	PURC	.000	.090	50,000,000.00	49,997,375.00	0.00	-49,997,375.00
249038	BNPPNY 0 03-25-21	09659BQR4	1000	03/25/21	03/04/21	PURC	.000	.090	50,000,000.00	49,997,375.00	0.00	-49,997,375.00
249039	CACPNY 0 03-05-21	22533TQ58	1000	03/05/21	03/04/21	PURC	.000	.070	50,000,000.00	49,999,902.78	0.00	-49,999,902.78
249040	CACPNY 0 03-05-21	22533TQ58	1000	03/05/21	03/04/21	PURC	.000	.070	50,000,000.00	49,999,902.78	0.00	-49,999,902.78
249043	AMZN CP 0 08-31-21	02314PVX6	1000	08/31/21	03/04/21	PURC	.000	.065	50,000,000.00	49,983,750.00	0.00	-49,983,750.00
249061	CACPNY 0 03-12-21	22533TQC3	1000	03/12/21	03/05/21	PURC	.000	.070	50,000,000.00	49,999,319.44	0.00	-49,999,319.44
249062	CACPNY 0 03-12-21	22533TQC3	1000	03/12/21	03/05/21	PURC	.000	.070	50,000,000.00	49,999,319.45	0.00	-49,999,319.45
249077	CACPNY 0 03-11-21	22533TQB5	1000	03/11/21	03/08/21	PURC	.000	.070	25,000,000.00	24,999,854.18	0.00	-24,999,854.18
249078	CACPNY 0 03-11-21	22533TQB5	1000	03/11/21	03/08/21	PURC	.000	.070	50,000,000.00	49,999,708.33	0.00	-49,999,708.33
249079	CACPNY 0 03-11-21	22533TQB5	1000	03/11/21	03/08/21	PURC	.000	.070	50,000,000.00	49,999,708.33	0.00	-49,999,708.33
249080	CACPNY 0 03-11-21	22533TQB5	1000	03/11/21	03/08/21	PURC	.000	.070	50,000,000.00	49,999,708.33	0.00	-49,999,708.33
249098	CACPNY 0 03-10-21	22533TQA7	1000	03/10/21	03/09/21	PURC	.000	.070	50,000,000.00	49,999,902.78	0.00	-49,999,902.78
249099	CACPNY 0 03-10-21	22533TQA7	1000	03/10/21	03/09/21	PURC	.000	.070	50,000,000.00	49,999,902.78	0.00	-49,999,902.78
249164	BNPPNY 0 03-11-21	09659BQB9	1000	03/11/21	03/10/21	PURC	.000	.070	50,000,000.00	49,999,902.78	0.00	-49,999,902.78
249165	BNPPNY 0 03-11-21	09659BQB9	1000	03/11/21	03/10/21	PURC	.000	.070	50,000,000.00	49,999,902.78	0.00	-49,999,902.78
249166	BNPPNY 0 03-11-21	09659BQB9	1000	03/11/21	03/10/21	PURC	.000	.070	25,000,000.00	24,999,951.38	0.00	-24,999,951.38



# Ratification Report

From Date: 3/1/2021 To Date: 3/31/2021

Date Basis: Settlement

Run: 04/05/2021 04:54:22 AM

By: Benjamin McCaig

State of Ohio - Prod

Inv. No.	Description	CUSIP	Fund	Maturity	Settle	TXN Type	Coupon	Yield	Par Value	Book Value	Purchase Interest	Settlement
249176	BNPPNY 0 03-12-21	09659BQC7	1000	03/12/21	03/11/21	PURC	.000	.070	50,000,000.00	49,999,902.77	0.00	-49,999,902.77
249177	BNPPNY 0 03-12-21	09659BQC7	1000	03/12/21	03/11/21	PURC	.000	.070	50,000,000.00	49,999,902.78	0.00	-49,999,902.78
249178	BNPPNY 0 03-12-21	09659BQC7	1000	03/12/21	03/11/21	PURC	.000	.070	50,000,000.00	49,999,902.78	0.00	-49,999,902.78
249198	JPMSCC CP 0 09-16-2	46640PWG4	1000	09/16/21	03/15/21	PURC	.000	.180	50,000,000.00	49,953,750.00	0.00	-49,953,750.00
249199	JPMSCC CP 0 09-16-2	46640PWG4	1000	09/16/21	03/15/21	PURC	.000	.180	50,000,000.00	49,953,750.00	0.00	-49,953,750.00
249215	SUMTNY CP 0 04-19-	86563GRK0	1000	04/19/21	03/16/21	PURC	.000	.090	50,000,000.00	49,995,750.00	0.00	-49,995,750.00
249216	BNPPNY 0 04-06-21	09659BR69	1000	04/06/21	03/16/21	PURC	.000	.090	50,000,000.00	49,997,375.00	0.00	-49,997,375.00
249220	CACPNY 0 03-18-21	22533TQJ8	1000	03/18/21	03/17/21	PURC	.000	.060	50,000,000.00	49,999,916.65	0.00	-49,999,916.65
249221	CACPNY 0 03-18-21	22533TQJ8	1000	03/18/21	03/17/21	PURC	.000	.060	50,000,000.00	49,999,916.67	0.00	-49,999,916.67
249222	CACPNY 0 03-18-21	22533TQJ8	1000	03/18/21	03/17/21	PURC	.000	.060	50,000,000.00	49,999,916.67	0.00	-49,999,916.67
249223	CACPNY 0 03-18-21	22533TQJ8	1000	03/18/21	03/17/21	PURC	.000	.060	50,000,000.00	49,999,916.67	0.00	-49,999,916.67
249224	CACPNY 0 03-18-21	22533TQJ8	1000	03/18/21	03/17/21	PURC	.000	.060	50,000,000.00	49,999,916.67	0.00	-49,999,916.67
249225	CACPNY 0 03-18-21	22533TQJ8	1000	03/18/21	03/17/21	PURC	.000	.060	50,000,000.00	49,999,916.67	0.00	-49,999,916.67
249237	BNPPNY 0 03-19-21	09659BQK9	1000	03/19/21	03/18/21	PURC	.000	.070	50,000,000.00	49,999,902.76	0.00	-49,999,902.76
249238	BNPPNY 0 03-19-21	09659BQK9	1000	03/19/21	03/18/21	PURC	.000	.070	50,000,000.00	49,999,902.78	0.00	-49,999,902.78
249239	BNPPNY 0 03-19-21	09659BQK9	1000	03/19/21	03/18/21	PURC	.000	.070	50,000,000.00	49,999,902.78	0.00	-49,999,902.78
249240	BNPPNY 0 03-19-21	09659BQK9	1000	03/19/21	03/18/21	PURC	.000	.070	50,000,000.00	49,999,902.78	0.00	-49,999,902.78
249241	BNPPNY 0 03-19-21	09659BQK9	1000	03/19/21	03/18/21	PURC	.000	.070	50,000,000.00	49,999,902.78	0.00	-49,999,902.78
249242	BNPPNY 0 03-19-21	09659BQK9	1000	03/19/21	03/18/21	PURC	.000	.070	50,000,000.00	49,999,902.78	0.00	-49,999,902.78
249243	BNPPNY 0 03-19-21	09659BQK9	1000	03/19/21	03/18/21	PURC	.000	.070	50,000,000.00	49,999,902.78	0.00	-49,999,902.78
249244	BNPPNY 0 03-19-21	09659BQK9	1000	03/19/21	03/18/21	PURC	.000	.070	50,000,000.00	49,999,902.78	0.00	-49,999,902.78
249245	BNPPNY 0 03-19-21	09659BQK9	1000	03/19/21	03/18/21	PURC	.000	.070	50,000,000.00	49,999,902.78	0.00	-49,999,902.78
249258	NATXNY 0 03-22-21	63873JQN3	1000	03/22/21	03/19/21	PURC	.000	.060	25,000,000.00	24,999,875.00	0.00	-24,999,875.00
249259	NATXNY 0 03-22-21	63873JQN3	1000	03/22/21	03/19/21	PURC	.000	.060	50,000,000.00	49,999,750.00	0.00	-49,999,750.00
249268	NATXNY 0 03-23-21	63873JQP8	1000	03/23/21	03/22/21	PURC	.000	.060	25,000,000.00	24,999,958.25	0.00	-24,999,958.25
249269	NATXNY 0 03-23-21	63873JQP8	1000	03/23/21	03/22/21	PURC	.000	.060	50,000,000.00	49,999,916.50	0.00	-49,999,916.50
249271	NATXNY 0 03-23-21	63873JQP8	1000	03/23/21	03/22/21	PURC	.000	.060	50,000,000.00	49,999,916.50	0.00	-49,999,916.50
249288	NATXNY 0 03-24-21	63873JQQ6	1000	03/24/21	03/23/21	PURC	.000	.060	50,000,000.00	49,999,916.50	0.00	-49,999,916.50
249289	NATXNY 0 03-24-21	63873JQQ6	1000	03/24/21	03/23/21	PURC	.000	.060	50,000,000.00	49,999,916.50	0.00	-49,999,916.50
249290	NATXNY 0 03-24-21	63873JQQ6	1000	03/24/21	03/23/21	PURC	.000	.060	50,000,000.00	49,999,916.50	0.00	-49,999,916.50
249291	NATXNY 0 03-24-21	63873JQQ6	1000	03/24/21	03/23/21	PURC	.000	.060	50,000,000.00	49,999,916.50	0.00	-49,999,916.50
249292	NATXNY 0 03-24-21	63873JQQ6	1000	03/24/21	03/23/21	PURC	.000	.060	50,000,000.00	49,999,916.50	0.00	-49,999,916.50
249293	NATXNY 0 03-24-21	63873JQQ6	1000	03/24/21	03/23/21	PURC	.000	.060	50,000,000.00	49,999,916.50	0.00	-49,999,916.50
249294	NATXNY 0 03-24-21	63873JQQ6	1000	03/24/21	03/23/21	PURC	.000	.060	50,000,000.00	49,999,916.50	0.00	-49,999,916.50
249295	NATXNY 0 03-24-21	63873JQQ6	1000	03/24/21	03/23/21	PURC	.000	.060	50,000,000.00	49,999,916.50	0.00	-49,999,916.50
249296	NATXNY 0 03-24-21	63873JQQ6	1000	03/24/21	03/23/21	PURC	.000	.060	50,000,000.00	49,999,916.50	0.00	-49,999,916.50
249297	NATXNY 0 03-24-21	63873JQQ6	1000	03/24/21	03/23/21	PURC	.000	.060	50,000,000.00	49,999,916.50	0.00	-49,999,916.50





# Ratification Report

From Date: 3/1/2021 To Date: 3/31/2021

Date Basis: Settlement

Run: 04/05/2021 04:54:22 AM

By: Benjamin McCaig

State of Ohio - Prod

Inv. No.	Description	CUSIP	Fund	Maturity	Settle	TXN Type	Coupon	Yield	Par Value	Book Value	Purchase Interest	Settlement
249305	CACPNY 0 03-25-21	22533TQR0	1000	03/25/21	03/24/21	PURC	.000	.060	25,000,000.00	24,999,958.33	0.00	-24,999,958.33
249306	TDHUSA CP 0 12-23-	89116EZP1	1000	12/23/21	03/24/21	PURC	.000	.165	50,000,000.00	49,937,208.33	0.00	-49,937,208.33
249307	NATXNY 0 03-25-21	63873JQR4	1000	03/25/21	03/24/21	PURC	.000	.060	50,000,000.00	49,999,916.50	0.00	-49,999,916.50
249308	NATXNY 0 03-25-21	63873JQR4	1000	03/25/21	03/24/21	PURC	.000	.060	50,000,000.00	49,999,916.50	0.00	-49,999,916.50
249309	NATXNY 0 03-25-21	63873JQR4	1000	03/25/21	03/24/21	PURC	.000	.060	50,000,000.00	49,999,916.50	0.00	-49,999,916.50
249310	NATXNY 0 03-25-21	63873JQR4	1000	03/25/21	03/24/21	PURC	.000	.060	50,000,000.00	49,999,916.50	0.00	-49,999,916.50
249311	NATXNY 0 03-25-21	63873JQR4	1000	03/25/21	03/24/21	PURC	.000	.060	50,000,000.00	49,999,916.50	0.00	-49,999,916.50
249312	NATXNY 0 03-25-21	63873JQR4	1000	03/25/21	03/24/21	PURC	.000	.060	50,000,000.00	49,999,916.50	0.00	-49,999,916.50
249313	NATXNY 0 03-25-21	63873JQR4	1000	03/25/21	03/24/21	PURC	.000	.060	50,000,000.00	49,999,916.50	0.00	-49,999,916.50
249314	NATXNY 0 03-25-21	63873JQR4	1000	03/25/21	03/24/21	PURC	.000	.060	50,000,000.00	49,999,916.50	0.00	-49,999,916.50
249315	NATXNY 0 03-25-21	63873JQR4	1000	03/25/21	03/24/21	PURC	.000	.060	50,000,000.00	49,999,916.50	0.00	-49,999,916.50
249316	NATXNY 0 03-25-21	63873JQR4	1000	03/25/21	03/24/21	PURC	.000	.060	50,000,000.00	49,999,916.50	0.00	-49,999,916.50
249317	SUMTNY CP 0 09-16-	86563GWS3	1000	09/16/21	03/25/21	PURC	.000	.180	25,000,000.00	24,978,125.00	0.00	-24,978,125.00
249327	TDHUSA CP 0 03-22-	89116FCN8	1000	03/22/22	03/25/21	PURC	.000	.200	50,000,000.00	49,899,444.44	0.00	-49,899,444.44
249328	BNPPNY 0 03-26-21	09659BQS2	1000	03/26/21	03/25/21	PURC	.000	.060	25,000,000.00	24,999,958.32	0.00	-24,999,958.32
249329	BNPPNY 0 03-26-21	09659BQS2	1000	03/26/21	03/25/21	PURC	.000	.060	50,000,000.00	49,999,916.67	0.00	-49,999,916.67
249330	BNPPNY 0 03-26-21	09659BQS2	1000	03/26/21	03/25/21	PURC	.000	.060	50,000,000.00	49,999,916.67	0.00	-49,999,916.67
249331	BNPPNY 0 03-26-21	09659BQS2	1000	03/26/21	03/25/21	PURC	.000	.060	50,000,000.00	49,999,916.67	0.00	-49,999,916.67
249332	BNPPNY 0 03-26-21	09659BQS2	1000	03/26/21	03/25/21	PURC	.000	.060	50,000,000.00	49,999,916.67	0.00	-49,999,916.67
249333	BNPPNY 0 03-26-21	09659BQS2	1000	03/26/21	03/25/21	PURC	.000	.060	50,000,000.00	49,999,916.67	0.00	-49,999,916.67
249334	NATXNY 0 03-26-21	63873JQS2	1000	03/26/21	03/25/21	PURC	.000	.060	50,000,000.00	49,999,916.64	0.00	-49,999,916.64
249335	NATXNY 0 03-26-21	63873JQS2	1000	03/26/21	03/25/21	PURC	.000	.060	50,000,000.00	49,999,916.67	0.00	-49,999,916.67
249336	NATXNY 0 03-26-21	63873JQS2	1000	03/26/21	03/25/21	PURC	.000	.060	50,000,000.00	49,999,916.67	0.00	-49,999,916.67
249337	NATXNY 0 03-26-21	63873JQS2	1000	03/26/21	03/25/21	PURC	.000	.060	50,000,000.00	49,999,916.67	0.00	-49,999,916.67
249338	NATXNY 0 03-26-21	63873JQS2	1000	03/26/21	03/25/21	PURC	.000	.060	50,000,000.00	49,999,916.67	0.00	-49,999,916.67
249339	NATXNY 0 03-26-21	63873JQS2	1000	03/26/21	03/25/21	PURC	.000	.060	50,000,000.00	49,999,916.67	0.00	-49,999,916.67
249340	NATXNY 0 03-26-21	63873JQS2	1000	03/26/21	03/25/21	PURC	.000	.060	50,000,000.00	49,999,916.67	0.00	-49,999,916.67
249341	NATXNY 0 03-26-21	63873JQS2	1000	03/26/21	03/25/21	PURC	.000	.060	50,000,000.00	49,999,916.67	0.00	-49,999,916.67
249342	NATXNY 0 03-26-21	63873JQS2	1000	03/26/21	03/25/21	PURC	.000	.060	50,000,000.00	49,999,916.67	0.00	-49,999,916.67
249352	BMOCHI 0 04-22-21	06366GRN1	1000	04/22/21	03/26/21	PURC	.000	.080	50,000,000.00	49,997,000.00	0.00	-49,997,000.00
249353	BMOCHI 0 04-22-21	06366GRN1	1000	04/22/21	03/26/21	PURC	.000	.080	50,000,000.00	49,997,000.00	0.00	-49,997,000.00
249354	CACPNY 0 03-29-21	22533TQV1	1000	03/29/21	03/26/21	PURC	.000	.060	50,000,000.00	49,999,750.00	0.00	-49,999,750.00
249355	CACPNY 0 03-29-21	22533TQV1	1000	03/29/21	03/26/21	PURC	.000	.060	50,000,000.00	49,999,750.00	0.00	-49,999,750.00
249356	CACPNY 0 03-29-21	22533TQV1	1000	03/29/21	03/26/21	PURC	.000	.060	50,000,000.00	49,999,750.00	0.00	-49,999,750.00
249357	CACPNY 0 03-29-21	22533TQV1	1000	03/29/21	03/26/21	PURC	.000	.060	50,000,000.00	49,999,750.00	0.00	-49,999,750.00
249367	TDHUSA CP 0 01-27-	89116FAT7	1000	01/27/22	03/29/21	PURC	.000	.180	50,000,000.00	49,924,000.00	0.00	-49,924,000.00
249368	BMOCHI 0 06-29-21	06366GTV1	1000	06/29/21	03/29/21	PURC	.000	.110	50,000,000.00	49,985,944.44	0.00	-49,985,944.44



# Ratification Report

From Date: 3/1/2021 To Date: 3/31/2021

Date Basis: Settlement

Run: 04/05/2021 04:54:22 AM

By: Benjamin McCaig

State of Ohio - Prod

Inv. No.	Description	CUSIP	Fund	Maturity	Settle	TXN Type	Coupon	Yield	Par Value	Book Value	Purchase Interest	Settlement
249369	BMOCHI 0 06-29-21	06366GTV1	1000	06/29/21	03/29/21	PURC	.000	.110	50,000,000.00	49,985,944.45	0.00	-49,985,944.45
249371	TDHUSA 0 07-29-21	89116EUV3	1000	07/29/21	03/30/21	PURC	.000	.110	50,000,000.00	49,981,513.89	0.00	-49,981,513.89
249372	NATXNY 0 03-30-21	63873JQW3	1000	03/30/21	03/29/21	PURC	.000	.060	25,000,000.00	24,999,958.33	0.00	-24,999,958.33
249373	NATXNY 0 03-30-21	63873JQW3	1000	03/30/21	03/29/21	PURC	.000	.060	50,000,000.00	49,999,916.67	0.00	-49,999,916.67
249374	NATXNY 0 03-30-21	63873JQW3	1000	03/30/21	03/29/21	PURC	.000	.060	50,000,000.00	49,999,916.67	0.00	-49,999,916.67
249376	NATXNY 0 03-31-21	63873JQX1	1000	03/31/21	03/30/21	PURC	.000	.060	50,000,000.00	49,999,916.67	0.00	-49,999,916.67
249377	NATXNY 0 03-31-21	63873JQX1	1000	03/31/21	03/30/21	PURC	.000	.060	50,000,000.00	49,999,916.67	0.00	-49,999,916.67
249378	NATXNY 0 03-31-21	63873JQX1	1000	03/31/21	03/30/21	PURC	.000	.060	50,000,000.00	49,999,916.67	0.00	-49,999,916.67
249379	NATXNY 0 03-31-21	63873JQX1	1000	03/31/21	03/30/21	PURC	.000	.060	50,000,000.00	49,999,916.67	0.00	-49,999,916.67
249380	NATXNY 0 03-31-21	63873JQX1	1000	03/31/21	03/30/21	PURC	.000	.060	50,000,000.00	49,999,916.67	0.00	-49,999,916.67
249381	NATXNY 0 03-31-21	63873JQX1	1000	03/31/21	03/30/21	PURC	.000	.060	50,000,000.00	49,999,916.65	0.00	-49,999,916.65
PURC							.000	.074	5,735,000,000.00	5,734,449,522.64	0.00	-5,734,449,522.64
Inv Type: 5110 CP-DISC-US-ACT/360-ZERO-Z							.000	.074	5,735,000,000.00	5,734,449,522.64	0.00	-5,734,449,522.64
213723	INVESCO GOVT & AG	825252885	1000	04/01/21	03/19/21	PURC	.030	.030	75,000,000.00	75,000,000.00	0.00	-75,000,000.00
213723	INVESCO GOVT & AG	825252885	1000	04/01/21	03/31/21	PURC	.030	.030	490,000,000.00	490,000,000.00	0.00	-490,000,000.00
PURC							.030	.030	565,000,000.00	565,000,000.00	0.00	-565,000,000.00
Inv Type: 5646 MONEY MARKET FUND - CASH ACCT							.030	.030	565,000,000.00	565,000,000.00	0.00	-565,000,000.00
193190	NOW ACCT-SWEEP ACCT	NOWSW3006	1000	04/01/21	03/01/21	PURC	.010	.010	41,945,967.10	41,945,967.10	0.00	-41,945,967.10
193190	NOW ACCT-SWEEP ACCT	NOWSW3006	1000	04/01/21	03/03/21	PURC	.010	.010	24,926,226.08	24,926,226.08	0.00	-24,926,226.08
193190	NOW ACCT-SWEEP ACCT	NOWSW3006	1000	04/01/21	03/05/21	PURC	.010	.010	5,478,761.81	5,478,761.81	0.00	-5,478,761.81
193190	NOW ACCT-SWEEP ACCT	NOWSW3006	1000	04/01/21	03/09/21	PURC	.010	.010	35,300,863.13	35,300,863.13	0.00	-35,300,863.13
193190	NOW ACCT-SWEEP ACCT	NOWSW3006	1000	04/01/21	03/11/21	PURC	.010	.010	95,488,384.09	95,488,384.09	0.00	-95,488,384.09
193190	NOW ACCT-SWEEP ACCT	NOWSW3006	1000	04/01/21	03/15/21	PURC	.010	.010	39,351,617.18	39,351,617.18	0.00	-39,351,617.18
193190	NOW ACCT-SWEEP ACCT	NOWSW3006	1000	04/01/21	03/22/21	PURC	.010	.010	23,011,157.59	23,011,157.59	0.00	-23,011,157.59
193190	NOW ACCT-SWEEP ACCT	NOWSW3006	1000	04/01/21	03/23/21	PURC	.010	.010	13,772,357.96	13,772,357.96	0.00	-13,772,357.96
193190	NOW ACCT-SWEEP ACCT	NOWSW3006	1000	04/01/21	03/24/21	PURC	.010	.010	46,282,730.77	46,282,730.77	0.00	-46,282,730.77
193190	NOW ACCT-SWEEP ACCT	NOWSW3006	1000	04/01/21	03/29/21	PURC	.010	.010	5,304,475.81	5,304,475.81	0.00	-5,304,475.81
193190	NOW ACCT-SWEEP ACCT	NOWSW3006	1000	04/01/21	03/30/21	PURC	.010	.010	3,319,651.59	3,319,651.59	0.00	-3,319,651.59



# Ratification Report

From Date: 3/1/2021 To Date: 3/31/2021

Date Basis: Settlement

Run: 04/05/2021 04:54:22 AM

By: Benjamin McCaig

State of Ohio - Prod

Inv. No.	Description	CUSIP	Fund	Maturity	Settle	TXN Type	Coupon	Yield	Par Value	Book Value	Purchase Interest	Settlement
193190	NOW ACCT-SWEEP ACCT	NOWSW3006	1000	04/01/21	03/31/21	PURC	.010	.010	42,394,617.25	42,394,617.25	0.00	-42,394,617.25
PURC							.010	.010	376,576,810.36	376,576,810.36	0.00	-376,576,810.36
Inv Type: 5648 MONEY MARKET NOW - SWEEP ACCT							.010	.010	376,576,810.36	376,576,810.36	0.00	-376,576,810.36
154433	STAR OHIO 10010	10010	1000	04/01/21	03/25/21	PURC	.084	.084	100,000,000.00	100,000,000.00	0.00	-100,000,000.00
154433	STAR OHIO 10010	10010	1000	04/01/21	03/31/21	PURC	.079	.079	2,534,893.30	2,534,893.30	0.00	-2,534,893.30
PURC							.084	.084	102,534,893.30	102,534,893.30	0.00	-102,534,893.30
Inv Type: 5791 STAR OHIO - CASH ACCT							.084	.084	102,534,893.30	102,534,893.30	0.00	-102,534,893.30
248943	B 12-02-21	9127965G0	1000	12/02/21	03/01/21	PURC	.000	.053	25,000,000.00	24,989,937.50	0.00	-24,989,937.50
248944	B 12-30-21	912796A90	1000	12/30/21	03/01/21	PURC	.000	.055	50,000,000.00	49,976,777.78	0.00	-49,976,777.78
248978	CMB 0 06-15-21	912796G94	1000	06/15/21	03/02/21	PURC	.000	.033	50,000,000.00	49,995,260.41	0.00	-49,995,260.41
248979	CMB 0 06-15-21	912796G94	1000	06/15/21	03/02/21	PURC	.000	.033	50,000,000.00	49,995,260.42	0.00	-49,995,260.42
249041	B 09-02-21	912796D63	1000	09/02/21	03/05/21	PURC	.000	.050	50,000,000.00	49,987,430.55	0.00	-49,987,430.55
249042	B 09-02-21	912796D63	1000	09/02/21	03/05/21	PURC	.000	.050	50,000,000.00	49,987,430.56	0.00	-49,987,430.56
249097	CMB 0 07-06-21	912796H85	1000	07/06/21	03/10/21	PURC	.000	.040	25,000,000.00	24,996,722.22	0.00	-24,996,722.22
249196	B 0 02-24-22	912796D30	1000	02/24/22	03/16/21	PURC	.000	.070	50,000,000.00	49,966,458.33	0.00	-49,966,458.33
249197	B 0 02-24-22	912796D30	1000	02/24/22	03/16/21	PURC	.000	.070	50,000,000.00	49,966,458.34	0.00	-49,966,458.34
249209	B 01-27-22	912796C31	1000	01/27/22	03/17/21	PURC	.000	.055	25,000,000.00	24,987,930.56	0.00	-24,987,930.56
249210	B 01-27-22	912796C31	1000	01/27/22	03/17/21	PURC	.000	.055	50,000,000.00	49,975,861.11	0.00	-49,975,861.11
249211	B 01-27-22	912796C31	1000	01/27/22	03/17/21	PURC	.000	.055	50,000,000.00	49,975,861.11	0.00	-49,975,861.11
249212	B 0 12-30-21	912796A90	1000	12/30/21	03/17/21	PURC	.000	.060	25,000,000.00	24,988,000.00	0.00	-24,988,000.00
249213	B 0 12-30-21	912796A90	1000	12/30/21	03/17/21	PURC	.000	.060	50,000,000.00	49,976,000.00	0.00	-49,976,000.00
249214	B 0 12-30-21	912796A90	1000	12/30/21	03/17/21	PURC	.000	.060	50,000,000.00	49,976,000.00	0.00	-49,976,000.00
249286	WIB 03-24-22	912796F38	1000	03/24/22	03/25/21	PURC	.000	.060	50,000,000.00	49,969,666.67	0.00	-49,969,666.67
249287	WIB 03-24-22	912796F38	1000	03/24/22	03/25/21	PURC	.000	.060	50,000,000.00	49,969,666.66	0.00	-49,969,666.66
249325	B 03-24-22	912796F38	1000	03/24/22	03/26/21	PURC	.000	.060	50,000,000.00	49,969,750.00	0.00	-49,969,750.00
249326	B 03-24-22	912796F38	1000	03/24/22	03/26/21	PURC	.000	.060	50,000,000.00	49,969,750.00	0.00	-49,969,750.00
249370	B 01-27-22	912796C31	1000	01/27/22	03/30/21	PURC	.000	.040	50,000,000.00	49,983,166.67	0.00	-49,983,166.67
PURC							.000	.054	900,000,000.00	899,603,388.89	0.00	-899,603,388.89
Inv Type: 6000 GOVT-US-ACT/360-ZERO-Z							.000	.054	900,000,000.00	899,603,388.89	0.00	-899,603,388.89
<b>Subtotal</b>							.004	.065	7,679,111,703.66	7,678,164,615.19	0.00	-7,678,164,615.19
<b>Fund: 1010 REG INVESTMENT ACCT-CORE</b>												
249008	FFCB 0.8 03-09-26	3133EMSU7	1010	03/09/26	03/09/21	PURC	.800	.800	10,000,000.00	10,000,000.00	0.00	-10,000,000.00
249171	FFCB 0.7 3-17-25	3133EMTQ5	1010	03/17/25	03/17/21	PURC	.700	.700	25,000,000.00	25,000,000.00	0.00	-25,000,000.00
249234	FFCB 0.7 03-17-25	3133EMTQ5	1010	03/17/25	03/18/21	PURC	.700	.725	19,000,000.00	18,981,000.00	369.44	-18,981,369.44



# Ratification Report

From Date: 3/1/2021 To Date: 3/31/2021

Date Basis: Settlement

Run: 04/05/2021 04:54:22 AM

By: Benjamin McCaig

State of Ohio - Prod

Inv. No.	Description	CUSIP	Fund	Maturity	Settle	TXN Type	Coupon	Yield	Par Value	Book Value	Purchase Interest	Settlement
249265	FFCB 0.7 03-17-25	3133EMTQ5	1010	03/17/25	03/22/21	PURC	.700	.725	10,000,000.00	9,990,000.00	972.22	-9,990,972.22
PURC							.716	.727	64,000,000.00	63,971,000.00	1,341.66	-63,972,341.66
Inv Type: 5270 FFCB-GOVT-US-30/360-FXD-S							.716	.727	64,000,000.00	63,971,000.00	1,341.66	-63,972,341.66
248710	FHLB 0.66 03-09-26	3130ALDG6	1010	03/09/26	03/09/21	PURC	.660	.660	20,000,000.00	20,000,000.00	0.00	-20,000,000.00
248850	FHLB 1 03-23-26	3130ALGJ7	1010	03/23/26	03/23/21	PURC	1.000	1.000	15,000,000.00	15,000,000.00	0.00	-15,000,000.00
248851	FHLB 0.85 03-10-26	3130ALGS7	1010	03/10/26	03/10/21	PURC	.850	.852	8,250,000.00	8,249,175.00	0.00	-8,249,175.00
248886	FHLB 0.59 06-10-25	3130ALHP2	1010	06/10/25	03/10/21	PURC	.590	.590	15,000,000.00	15,000,000.00	0.00	-15,000,000.00
248934	FHLB 0.85 03-24-26	3130ALJC9	1010	03/24/26	03/24/21	PURC	.850	.854	25,000,000.00	24,995,000.00	0.00	-24,995,000.00
249056	FHLB 0.87 12-24-25	3130ALMN1	1010	12/24/25	03/24/21	PURC	.870	.870	25,000,000.00	25,000,000.00	0.00	-25,000,000.00
249070	FHLB 1 03-30-26 000	3130ALN42	1010	03/30/26	03/30/21	PURC	1.000	1.000	15,000,000.00	15,000,000.00	0.00	-15,000,000.00
249133	FHLB 0 3-8 03-15-24	3130ALKS2	1010	03/15/24	03/15/21	PURC	.375	.417	25,000,000.00	24,968,750.00	0.00	-24,968,750.00
249256	FHLB 0.85 02-26-26	3130ALGR9	1010	02/26/26	03/19/21	PURC	.850	.985	15,000,000.00	14,902,500.00	8,145.83	-14,910,645.83
PURC							.761	.780	163,250,000.00	163,115,425.00	8,145.83	-163,123,570.83
Inv Type: 5320 FHLB-GOVT-US-30/360-FXD-S							.761	.780	163,250,000.00	163,115,425.00	8,145.83	-163,123,570.83
249090	FHLMC 0.7 12-30-25	3134GXHL1	1010	12/30/25	03/09/21	PURC	.700	.896	19,250,000.00	19,072,900.00	25,827.08	-19,098,727.08
PURC							.700	.896	19,250,000.00	19,072,900.00	25,827.08	-19,098,727.08
Inv Type: 5370 FHLMC-GOVT-US-30/360-FXD-S							.700	.896	19,250,000.00	19,072,900.00	25,827.08	-19,098,727.08
249071	FNMA 0 3-8 08-25-25	3135G05X7	1010	08/25/25	03/08/21	PURC	.375	.703	10,000,000.00	9,856,100.00	1,354.17	-9,857,454.17
PURC							.375	.703	10,000,000.00	9,856,100.00	1,354.17	-9,857,454.17
Inv Type: 5420 FNMA-GOVT-US-30/360-FXD-S							.375	.703	10,000,000.00	9,856,100.00	1,354.17	-9,857,454.17
<b>Subtotal</b>							.730	.773	256,500,000.00	256,015,425.00	36,668.74	-256,052,093.74

## Fund: 1020 REG INVESTMENT ACCT-LT TSY

207633	KEYBANK - INVESTMEN	MMNOW0170	1020	04/01/21	03/03/21	PURC	.000	1.450	25,956,278.01	25,956,278.01	0.00	-25,956,278.01
207633	KEYBANK - INVESTMEN	MMNOW0170	1020	04/01/21	03/04/21	PURC	.000	1.450	15,105,000.00	15,105,000.00	0.00	-15,105,000.00
207633	KEYBANK - INVESTMEN	MMNOW0170	1020	04/01/21	03/05/21	PURC	.000	1.450	30,253,091.25	30,253,091.25	0.00	-30,253,091.25
207633	KEYBANK - INVESTMEN	MMNOW0170	1020	04/01/21	03/12/21	PURC	.000	1.450	26,542,995.00	26,542,995.00	0.00	-26,542,995.00
207633	KEYBANK - INVESTMEN	MMNOW0170	1020	04/01/21	03/16/21	PURC	.000	1.450	76,750.00	76,750.00	0.00	-76,750.00
207633	KEYBANK - INVESTMEN	MMNOW0170	1020	04/01/21	03/17/21	PURC	.000	1.450	24,066,597.23	24,066,597.23	0.00	-24,066,597.23
207633	KEYBANK - INVESTMEN	MMNOW0170	1020	04/01/21	03/19/21	PURC	.000	1.450	15,439,659.88	15,439,659.88	0.00	-15,439,659.88
207633	KEYBANK - INVESTMEN	MMNOW0170	1020	04/01/21	03/24/21	PURC	.000	1.450	45,059,944.44	45,059,944.44	0.00	-45,059,944.44



# Ratification Report

From Date: 3/1/2021 To Date: 3/31/2021

Date Basis: Settlement

Run: 04/05/2021 04:54:22 AM

By: Benjamin McCaig

State of Ohio - Prod

Inv. No.	Description	CUSIP	Fund	Maturity	Settle	TXN Type	Coupon	Yield	Par Value	Book Value	Purchase Interest	Settlement
207633	KEYBANK - INVESTMEN	MMNOW0170	1020	04/01/21	03/25/21	PURC	.000	1.450	10,383,750.00	10,383,750.00	0.00	-10,383,750.00
207633	KEYBANK - INVESTMEN	MMNOW0170	1020	04/01/21	03/26/21	PURC	.000	1.450	15,200,625.00	15,200,625.00	0.00	-15,200,625.00
207633	KEYBANK - INVESTMEN	MMNOW0170	1020	04/01/21	03/29/21	PURC	.000	1.450	124,120.83	124,120.83	0.00	-124,120.83
207633	KEYBANK - INVESTMEN	MMNOW0170	1020	04/01/21	03/31/21	PURC	.000	1.450	3,084,375.00	3,084,375.00	0.00	-3,084,375.00
PURC							.000	1.450	211,293,186.64	211,293,186.64	0.00	-211,293,186.64
Inv Type: 5644 MONEY MARKET NOW ACCT							.000	1.450	211,293,186.64	211,293,186.64	0.00	-211,293,186.64
248788	WIT 0 1-2 02-28-26	91282CBQ3	1020	02/28/26	03/01/21	PURC	.500	.580	20,000,000.00	19,921,302.60	271.80	-19,921,574.40
248813	WIT 0 1-2 02-28-26	91282CBQ3	1020	02/28/26	03/01/21	PURC	.500	.603	30,000,000.00	29,848,111.20	407.70	-29,848,518.90
248887	WIT 0 1-2 02-28-26	91282CBQ3	1020	02/28/26	03/01/21	PURC	.500	.620	20,000,000.00	19,882,083.00	271.80	-19,882,354.80
248929	T 0 1-2 02-28-26	91282CBQ3	1020	02/28/26	03/01/21	PURC	.500	.765	10,000,000.00	9,870,312.50	135.87	-9,870,448.37
248930	T 0 1-2 02-28-26	91282CBQ3	1020	02/28/26	03/01/21	PURC	.500	.817	15,000,000.00	14,767,968.75	203.80	-14,768,172.55
248931	T 0 1-2 02-28-26	91282CBQ3	1020	02/28/26	03/01/21	PURC	.500	.730	25,000,000.00	24,718,750.00	339.67	-24,719,089.67
248932	T 0 1-2 02-28-26	91282CBQ3	1020	02/28/26	03/01/21	PURC	.500	.685	25,000,000.00	24,773,437.50	339.67	-24,773,777.17
248966	T 0 1-2 03-31-25	91282ZFO	1020	03/31/25	03/01/21	PURC	.500	.609	20,000,000.00	19,912,500.00	41,758.24	-19,954,258.24
249072	T 0 3-8 01-31-26	91282CBH3	1020	01/31/26	03/08/21	PURC	.375	.812	20,000,000.00	19,581,250.00	7,458.56	-19,588,708.56
249085	T 0 3-8 01-31-26	91282CBH3	1020	01/31/26	03/09/21	PURC	.375	.825	15,000,000.00	14,676,562.50	5,749.31	-14,682,311.81
249086	T 0 1-4 05-31-25	91282ZTO	1020	05/31/25	03/09/21	PURC	.250	.672	25,000,000.00	24,560,546.88	16,998.63	-24,577,545.51
249087	T 0 3-8 11-30-25	91282CAZ4	1020	11/30/25	03/09/21	PURC	.375	.786	25,000,000.00	24,523,437.50	25,497.94	-24,548,935.44
249246	T 0 1-2 02-28-26	91282CBQ3	1020	02/28/26	03/19/21	PURC	.500	.868	20,000,000.00	19,644,531.25	5,163.04	-19,649,694.29
249391	T 0 3-4 03-31-26	91282CBT7	1020	03/31/26	03/31/21	PURC	.750	.925	40,000,000.00	39,659,375.00	0.00	-39,659,375.00
PURC							.488	.739	310,000,000.00	306,340,168.68	104,596.03	-306,444,764.71
Inv Type: 6020 GOVT-US-ACT/ACT-FXD-S							.488	.739	310,000,000.00	306,340,168.68	104,596.03	-306,444,764.71
<b>Subtotal</b>							.290	1.027	521,293,186.64	517,633,355.32	104,596.03	-517,737,951.35
<b>Fund: 1030 REG INVESTMENT ACCT-LT CORP</b>												
248933	USB 2.4 07-30-24	91159HHX1	1030	07/30/24	03/01/21	PURC	2.400	.552	5,000,000.00	5,304,000.00	10,333.33	-5,314,333.33
248935	TOYOTA 0.8 10-16-2	89236THP3	1030	10/16/25	03/01/21	PURC	.800	.962	10,000,000.00	9,927,000.00	30,000.00	-9,957,000.00
248936	XOM 2.709 03-06-25	30231GAF9	1030	03/06/25	03/01/21	PURC	2.709	.930	5,000,000.00	5,328,300.00	65,843.75	-5,394,143.75
248937	JNJ 2.45 03-01-26	478160BY9	1030	03/01/26	03/01/21	PURC	2.450	.861	5,000,000.00	5,369,000.00	0.00	-5,369,000.00
248965	PNC 3.3 10-30-24 BK	69353REF1	1030	10/30/24	03/02/21	PURC	3.300	.544	3,000,000.00	3,292,530.00	33,550.00	-3,326,080.00
248967	JNJ 2.45 03-01-26	478160BY9	1030	03/01/26	03/02/21	PURC	2.450	.930	5,000,000.00	5,352,100.00	340.28	-5,352,440.28
249051	XOM 3.043 03-01-26	30231GAT9	1030	03/01/26	03/08/21	PURC	3.043	1.127	5,000,000.00	5,440,050.00	2,958.47	-5,443,008.47
249052	XOM 3.043 03-01-26	30231GAT9	1030	03/01/26	03/08/21	PURC	3.043	1.190	5,000,000.00	5,425,000.00	2,958.47	-5,427,958.47
249069	TOYOTA 0 1-2 08-14-	89236THF5	1030	08/14/23	03/09/21	PURC	.500	.375	7,000,000.00	7,021,140.00	2,430.56	-7,023,570.56



# Ratification Report

From Date: 3/1/2021 To Date: 3/31/2021

Date Basis: Settlement

Run: 04/05/2021 04:54:22 AM

By: Benjamin McCaig

State of Ohio - Prod

Inv. No.	Description	CUSIP	Fund	Maturity	Settle	TXN Type	Coupon	Yield	Par Value	Book Value	Purchase Interest	Settlement
249088	USB 2.8 01-27-25 BK	90331HMS9	1030	01/27/25	03/10/21	PURC	2.800	1.000	7,000,000.00	7,468,320.51	23,411.11	-7,491,731.62
249089	BRK 3 1-8 03-15-26	084670BS6	1030	03/15/26	03/15/21	PURC	3.125	1.262	3,500,000.00	3,799,747.25	0.00	-3,799,747.25
249132	USB 2.4 07-30-24	91159HHX1	1030	07/30/24	03/11/21	PURC	2.400	.700	5,000,000.00	5,276,572.69	13,666.67	-5,290,239.36
249182	TOYOTA 0.8 10-16-2	89236THP3	1030	10/16/25	03/15/21	PURC	.800	1.068	5,000,000.00	4,940,250.00	16,555.56	-4,956,805.56
249184	DE 2.65 06-24-24 MT	24422ETT6	1030	06/24/24	03/15/21	PURC	2.650	.651	9,345,000.00	9,949,285.08	55,719.56	-10,005,004.64
249206	MSFT 3 1-8 11-03-25	594918BJ2	1030	11/03/25	03/17/21	PURC	3.125	.962	10,000,000.00	10,925,000.00	116,319.44	-11,041,319.44
249217	PNC 3.3 10-30-24 BK	69353REF1	1030	10/30/24	03/18/21	PURC	3.300	.621	5,000,000.00	5,467,350.00	63,250.00	-5,530,600.00
249280	TOYOTA 0.8 10-16-2	89236THP3	1030	10/16/25	03/24/21	PURC	.800	1.127	5,000,000.00	4,927,500.00	17,555.56	-4,945,055.56
PURC							2.253	.867	99,845,000.00	105,213,145.53	454,892.76	-105,668,038.29
Inv Type: 5121 CORP-US-30/360-FXD-S							2.253	.867	99,845,000.00	105,213,145.53	454,892.76	-105,668,038.29
<b>Subtotal</b>							2.253	.867	99,845,000.00	105,213,145.53	454,892.76	-105,668,038.29

## Fund: 2000 OH LOTTERY COMM-STRUCTURED

146173	STAR OHIO 27044	27044	2000	04/01/21	03/17/21	PURC	.080	.080	401,403.65	401,403.65	0.00	-401,403.65
146173	STAR OHIO 27044	27044	2000	04/01/21	03/26/21	PURC	.084	.084	3,999,000.00	3,999,000.00	0.00	-3,999,000.00
PURC							.084	.083	4,400,403.65	4,400,403.65	0.00	-4,400,403.65
Inv Type: 5791 STAR OHIO - CASH ACCT							.084	.083	4,400,403.65	4,400,403.65	0.00	-4,400,403.65
249108	S 0 02-15-22	912833LG3	2000	02/15/22	03/12/21	PURC	.000	.002	40,000.00	39,999.20	0.00	-39,999.20
249109	S 0 02-15-23	912833LL2	2000	02/15/23	03/12/21	PURC	.000	.115	40,000.00	39,911.20	0.00	-39,911.20
249110	S 0 02-15-24	912833LQ1	2000	02/15/24	03/12/21	PURC	.000	.320	40,000.00	39,626.80	0.00	-39,626.80
249111	S 0 02-15-25	912833LU2	2000	02/15/25	03/12/21	PURC	.000	.595	40,000.00	39,076.80	0.00	-39,076.80
249112	S 0 02-15-26	912833LY4	2000	02/15/26	03/12/21	PURC	.000	.870	40,000.00	38,324.00	0.00	-38,324.00
249113	S 0 02-15-27	912833PC8	2000	02/15/27	03/12/21	PURC	.000	1.115	40,000.00	37,447.20	0.00	-37,447.20
249114	S 0 02-15-28	912833RY8	2000	02/15/28	03/12/21	PURC	.000	1.305	40,000.00	36,551.60	0.00	-36,551.60
249115	S 0 02-15-29	912833XN5	2000	02/15/29	03/12/21	PURC	.000	1.450	40,000.00	35,669.60	0.00	-35,669.60
249116	S 0 02-15-30	912833XX3	2000	02/15/30	03/12/21	PURC	.000	1.587	40,000.00	34,733.60	0.00	-34,733.60
249117	S 0 02-15-31	912833XZ8	2000	02/15/31	03/12/21	PURC	.000	1.693	40,000.00	33,833.60	0.00	-33,833.60
249118	S 0 02-15-32	9128334T4	2000	02/15/32	03/12/21	PURC	.000	1.775	40,000.00	32,973.60	0.00	-32,973.60
249119	S 0 02-15-33	9128334V9	2000	02/15/33	03/12/21	PURC	.000	1.860	40,000.00	32,072.00	0.00	-32,072.00
249120	S 0 02-15-34	9128334X5	2000	02/15/34	03/12/21	PURC	.000	1.935	40,000.00	31,182.80	0.00	-31,182.80
249121	S 0 02-15-35	9128334Z0	2000	02/15/35	03/12/21	PURC	.000	2.100	40,000.00	29,900.00	0.00	-29,900.00
249122	S 0 02-15-36	9128335B2	2000	02/15/36	03/12/21	PURC	.000	2.065	40,000.00	29,433.60	0.00	-29,433.60
249123	S 0 02-15-37	9128337F1	2000	02/15/37	03/12/21	PURC	.000	2.123	40,000.00	28,572.40	0.00	-28,572.40
249124	S 0 02-15-38	912833Z60	2000	02/15/38	03/12/21	PURC	.000	2.170	40,000.00	27,756.00	0.00	-27,756.00
249125	S 0 02-15-39	912834AU2	2000	02/15/39	03/12/21	PURC	.000	2.200	40,000.00	27,019.20	0.00	-27,019.20
249126	S 0 02-15-40	912834FB9	2000	02/15/40	03/12/21	PURC	.000	2.235	40,000.00	26,262.00	0.00	-26,262.00
249127	S 0 02-15-41	912834JP4	2000	02/15/41	03/12/21	PURC	.000	2.267	40,000.00	25,523.20	0.00	-25,523.20



# Ratification Report

From Date: 3/1/2021 To Date: 3/31/2021

Date Basis: Settlement

Run: 04/05/2021 04:54:22 AM

By: Benjamin McCaig

State of Ohio - Prod

Inv. No.	Description	CUSIP	Fund	Maturity	Settle	TXN Type	Coupon	Yield	Par Value	Book Value	Purchase Interest	Settlement
249128	S 0 02-15-42	912834LB2	2000	02/15/42	03/12/21	PURC	.000	2.300	40,000.00	24,784.40	0.00	-24,784.40
249129	S 0 02-15-43	912834MD7	2000	02/15/43	03/12/21	PURC	.000	2.307	40,000.00	24,187.20	0.00	-24,187.20
249130	S 0 02-15-44	912834NF1	2000	02/15/44	03/12/21	PURC	.000	2.320	40,000.00	23,569.20	0.00	-23,569.20
249131	S 0 02-15-45	912834PH5	2000	02/15/45	03/12/21	PURC	.000	2.728	40,000.00	20,914.80	0.00	-20,914.80
249136	S 0 02-15-22	912833LG3	2000	02/15/22	03/12/21	PURC	.000	.002	80,000.00	79,998.40	0.00	-79,998.40
249137	S 0 02-15-23	912833LL2	2000	02/15/23	03/12/21	PURC	.000	.115	80,000.00	79,822.40	0.00	-79,822.40
249138	S 0 02-15-24	912833LQ1	2000	02/15/24	03/12/21	PURC	.000	.320	80,000.00	79,253.60	0.00	-79,253.60
249139	S 0 02-15-25	912833LU2	2000	02/15/25	03/12/21	PURC	.000	.595	80,000.00	78,153.60	0.00	-78,153.60
249140	S 0 02-15-26	912833LY4	2000	02/15/26	03/12/21	PURC	.000	.870	80,000.00	76,648.00	0.00	-76,648.00
249141	S 0 02-15-28	912833RY8	2000	02/15/28	03/12/21	PURC	.000	1.305	80,000.00	73,103.20	0.00	-73,103.20
249142	S 0 02-15-29	912833XN5	2000	02/15/29	03/12/21	PURC	.000	1.450	80,000.00	71,339.20	0.00	-71,339.20
249143	S 0 02-15-30	912833XX3	2000	02/15/30	03/12/21	PURC	.000	1.587	80,000.00	69,467.20	0.00	-69,467.20
249144	S 0 02-15-31	912833XZ8	2000	02/15/31	03/12/21	PURC	.000	1.693	80,000.00	67,667.20	0.00	-67,667.20
249145	S 0 02-15-32	9128334T4	2000	02/15/32	03/12/21	PURC	.000	1.775	80,000.00	65,947.20	0.00	-65,947.20
249146	S 0 02-15-33	9128334V9	2000	02/15/33	03/12/21	PURC	.000	1.862	80,000.00	64,129.60	0.00	-64,129.60
249147	S 0 02-15-34	9128334X5	2000	02/15/34	03/12/21	PURC	.000	1.937	80,000.00	62,349.60	0.00	-62,349.60
249148	S 0 02-15-35	9128334Z0	2000	02/15/35	03/12/21	PURC	.000	2.014	80,000.00	60,512.80	0.00	-60,512.80
249149	S 0 02-15-36	9128335B2	2000	02/15/36	03/12/21	PURC	.000	2.070	80,000.00	58,824.00	0.00	-58,824.00
249150	S 0 02-15-37	9128337F1	2000	02/15/37	03/12/21	PURC	.000	2.125	80,000.00	57,127.20	0.00	-57,127.20
249151	S 0 02-15-38	912833Z60	2000	02/15/38	03/12/21	PURC	.000	2.172	80,000.00	55,493.60	0.00	-55,493.60
249152	S 0 02-15-39	912834AU2	2000	02/15/39	03/12/21	PURC	.000	2.206	80,000.00	53,980.80	0.00	-53,980.80
249153	S 0 02-15-40	912834FB9	2000	02/15/40	03/12/21	PURC	.000	2.240	80,000.00	52,474.40	0.00	-52,474.40
249154	S 0 02-15-41	912834JP4	2000	02/15/41	03/12/21	PURC	.000	2.270	80,000.00	51,016.00	0.00	-51,016.00
249155	S 0 02-15-42	912834LB2	2000	02/15/42	03/12/21	PURC	.000	2.300	80,000.00	49,568.80	0.00	-49,568.80
249156	S 0 02-15-43	912834MD7	2000	02/15/43	03/12/21	PURC	.000	2.307	80,000.00	48,374.40	0.00	-48,374.40
249157	S 0 02-15-44	912834NF1	2000	02/15/44	03/12/21	PURC	.000	2.320	80,000.00	47,138.40	0.00	-47,138.40
249158	S 0 02-15-27	912833PC8	2000	02/15/27	03/12/21	PURC	.000	1.115	80,000.00	74,894.40	0.00	-74,894.40
249159	S 0 02-15-45	912834PH5	2000	02/15/45	03/12/21	PURC	.000	2.728	80,000.00	41,829.60	0.00	-41,829.60
PURC							.000	1.642	2,880,000.00	2,278,437.60	0.00	-2,278,437.60
Inv Type: 6030 GOVT-US-ACT/ACT-ZERO-Z							.000	1.642	2,880,000.00	2,278,437.60	0.00	-2,278,437.60
<b>Subtotal</b>							.051	.700	7,280,403.65	6,678,841.25	0.00	-6,678,841.25
<b>Fund: 3000 BID OHIO</b>												
249025	BIDOHIO 6 MO	LD21B0300	3000	09/08/21	03/03/21	PURC	.050	.050	10,000,000.00	10,000,000.00	0.00	-10,000,000.00
249233	BID OHIO 3 MO	LD21B0318	3000	06/16/21	03/17/21	PURC	.030	.030	10,000,000.00	10,000,000.00	0.00	-10,000,000.00
PURC							.040	.040	20,000,000.00	20,000,000.00	0.00	-20,000,000.00
Inv Type: 6103 SPRJ-BIDOHIO							.040	.040	20,000,000.00	20,000,000.00	0.00	-20,000,000.00



# Ratification Report

From Date: 3/1/2021 To Date: 3/31/2021

Date Basis: Settlement

Run: 04/05/2021 04:54:22 AM

By: Benjamin McCaig

State of Ohio - Prod

Inv. No.	Description	CUSIP	Fund	Maturity	Settle	TXN Type	Coupon	Yield	Par Value	Book Value	Purchase Interest	Settlement
						<b>Subtotal</b>	.040	.040	20,000,000.00	20,000,000.00	0.00	-20,000,000.00
Grand Total		Count 267					.069	.155	8,584,030,293.95	8,583,705,382.29	596,157.53	-8,584,301,539.82