

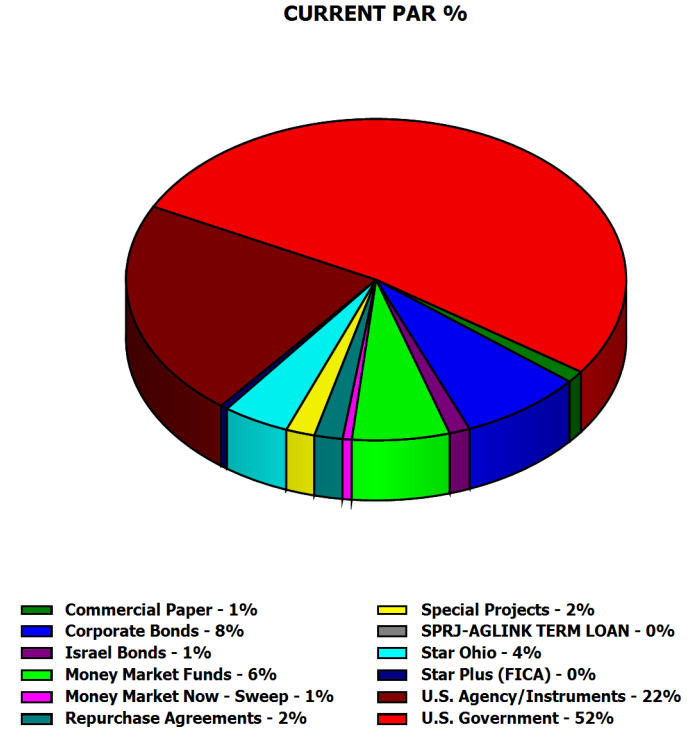
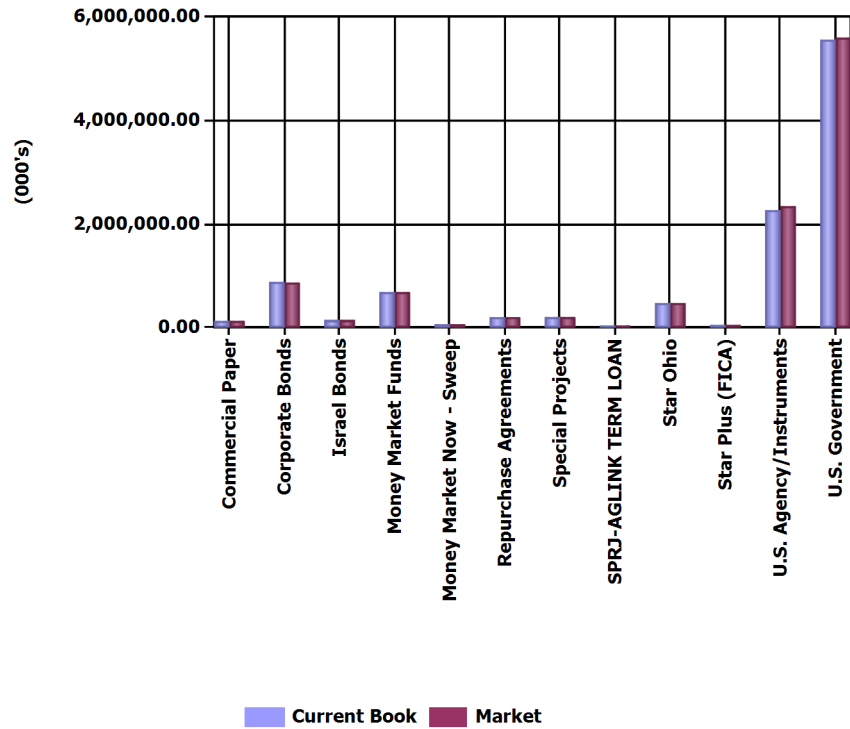


Run Date: 2/5/2018 9:58:38 AM

Investments Outstanding As Of Date: 1/31/2018

Assets (000's)	Current Par	Current Book	Current Market	Mkt/ Cur Book	Yield	WAL (Yr)	Mat (Yr)
Commercial Paper	131,786,921.30	131,710,976.30	131,758,081.30	100.04 %	1.39 %	.017	.017
Corporate Bonds	870,536,000.00	883,674,515.57	867,401,649.46	98.16 %	1.84 %	2.255	2.298
Israel Bonds	147,200,000.00	147,200,000.00	147,109,305.60	99.94 %	2.59 %	1.798	1.798
Money Market Funds	687,956,660.61	687,956,660.61	687,956,660.61	100.00 %	1.29 %	.003	.003
Money Market Now - Sweep	64,442,533.78	64,442,533.78	64,442,533.78	100.00 %	0.35 %	.003	.003
Repurchase Agreements	200,000,000.00	200,000,000.00	200,000,000.00	100.00 %	1.35 %	.003	.003
Special Projects	204,056,972.35	204,056,972.35	204,056,972.35	100.00 %	0.83 %	.516	.516
SPRJ-AGLINK TERM LOAN	150,000.00	150,000.00	150,000.00	100.00 %	0.75 %	.195	.195
Star Ohio	472,179,756.25	472,179,756.25	472,179,756.25	100.00 %	1.45 %	.003	.003
Star Plus (FICA)	50,673,771.35	50,673,771.35	50,673,771.35	100.00 %	1.02 %	.003	.003
U.S. Agency/Instruments	2,388,107,000.00	2,264,717,330.43	2,343,652,806.83	103.49 %	1.58 %	.797	2.272
U.S. Government	5,700,352,500.00	5,554,354,846.86	5,597,517,312.04	100.78 %	1.43 %	1.318	1.318
Totals (000's):	10,917,442,115.64	10,661,117,363.50	10,766,898,849.57	100.99 %	1.48 %	1.077	1.403

PORTFOLIO ALLOCATION



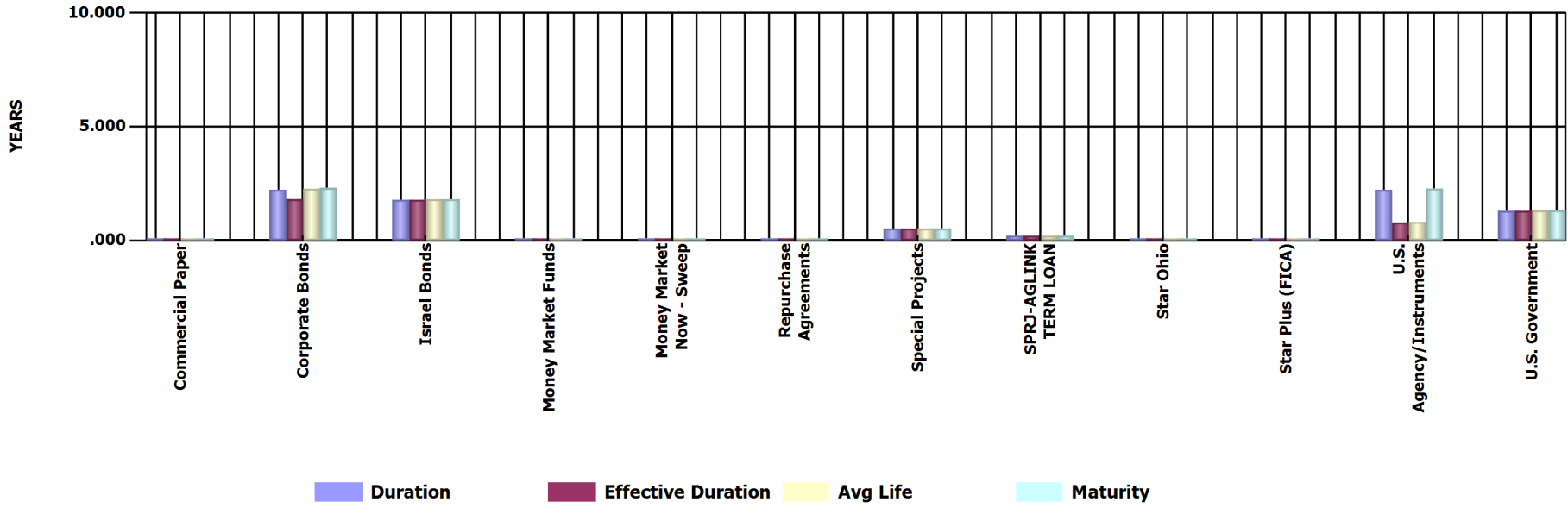


Run Date: 2/5/2018 9:58:38 AM

Investments Outstanding As Of Date: 1/31/2018

Assets (000's)	Current Par	Duration (Yr)	Effective Duration (Yr)	WAL (Yr)	Mat (Yr)
Commercial Paper	131,786.92	.017	.017	.017	.017
Corporate Bonds	870,536.00	2.218	1.808	2.255	2.298
Israel Bonds	147,200.00	1.770	1.770	1.798	1.798
Money Market Funds	687,956.66	.003	.003	.003	.003
Money Market Now - Sweep	64,442.53	.003	.003	.003	.003
Repurchase Agreements	200,000.00	.003	.003	.003	.003
Special Projects	204,056.97	.515	.515	.516	.516
SPRJ-AGLINK TERM LOAN	150.00	.194	.194	.195	.195
Star Ohio	472,179.76	.003	.003	.003	.003
Star Plus (FICA)	50,673.77	.003	.003	.003	.003
U.S. Agency/Instruments	2,388,107.00	2.218	.778	.797	2.272
U.S. Government	5,700,352.50	1.301	1.301	1.318	1.318
Totals (000's):	10,917,442.12	1.375	1.027	1.077	1.403

MATURITY ANALYSIS



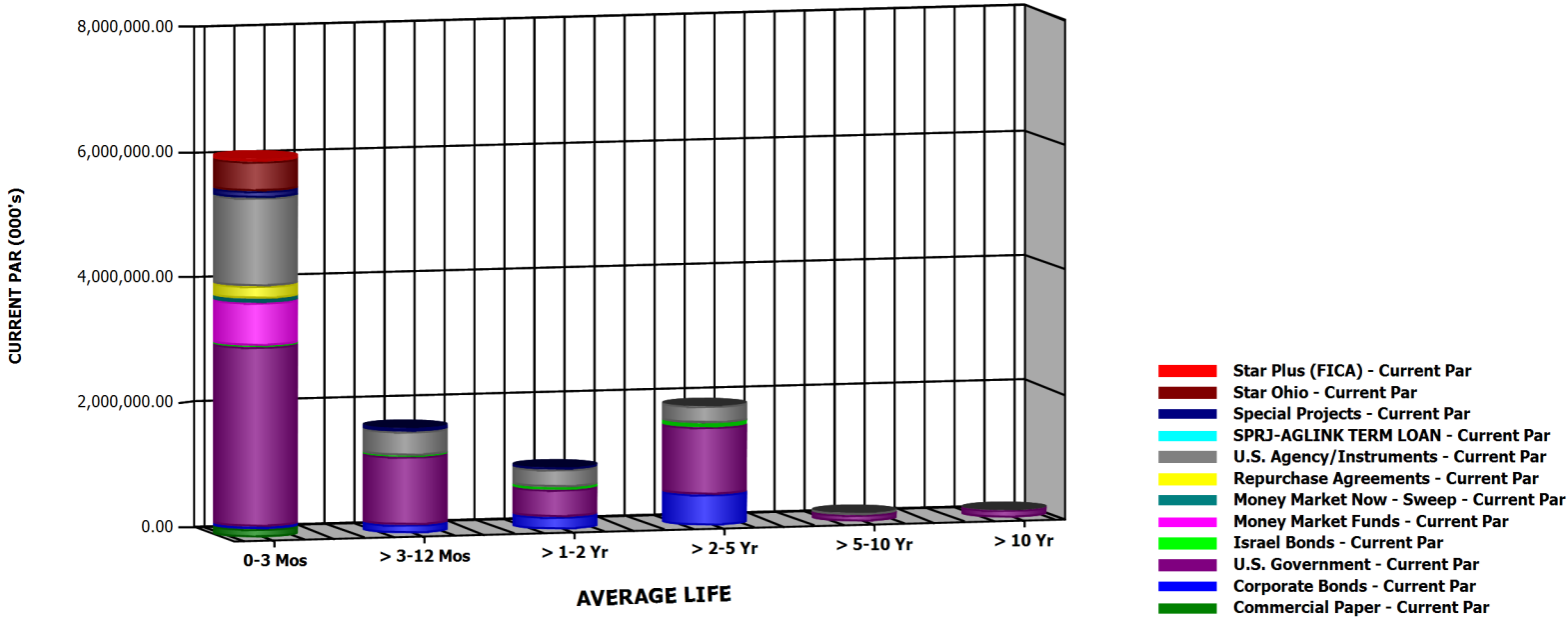


Run Date: 2/5/2018 9:58:38 AM

Investments Outstanding As Of Date: 1/31/2018

Current Par (000's)	0-3 Mos	> 3-12 Mos	> 1-2 Yr	> 2-5 Yr	> 5-10 Yr	> 10 Yr	Totals (000's)
Commercial Paper	131,786.92	0.00	0.00	0.00	0.00	0.00	131,786.92
Corporate Bonds	40,847.00	133,832.00	199,568.00	496,289.00	0.00	0.00	870,536.00
Israel Bonds	21,000.00	20,000.00	41,200.00	65,000.00	0.00	0.00	147,200.00
Money Market Funds	687,956.66	0.00	0.00	0.00	0.00	0.00	687,956.66
Money Market Now - Sweep	64,442.53	0.00	0.00	0.00	0.00	0.00	64,442.53
Repurchase Agreements	200,000.00	0.00	0.00	0.00	0.00	0.00	200,000.00
Special Projects	108,082.18	60,300.52	35,674.28	0.00	0.00	0.00	204,056.97
SPRJ-AGLINK TERM LOAN	150.00	0.00	0.00	0.00	0.00	0.00	150.00
Star Ohio	472,179.76	0.00	0.00	0.00	0.00	0.00	472,179.76
Star Plus (FICA)	50,673.77	0.00	0.00	0.00	0.00	0.00	50,673.77
U.S. Agency/Instruments	1,412,618.00	383,888.00	281,090.00	272,597.00	33,676.00	4,238.00	2,388,107.00
U.S. Government	2,873,440.25	1,091,946.00	435,326.25	1,076,429.75	105,632.25	117,578.00	5,700,352.50
Totals (000's):	6,063,177.07	1,689,966.52	992,858.53	1,910,315.75	139,308.25	121,816.00	10,917,442.12

AVERAGE LIFE DISTRIBUTION



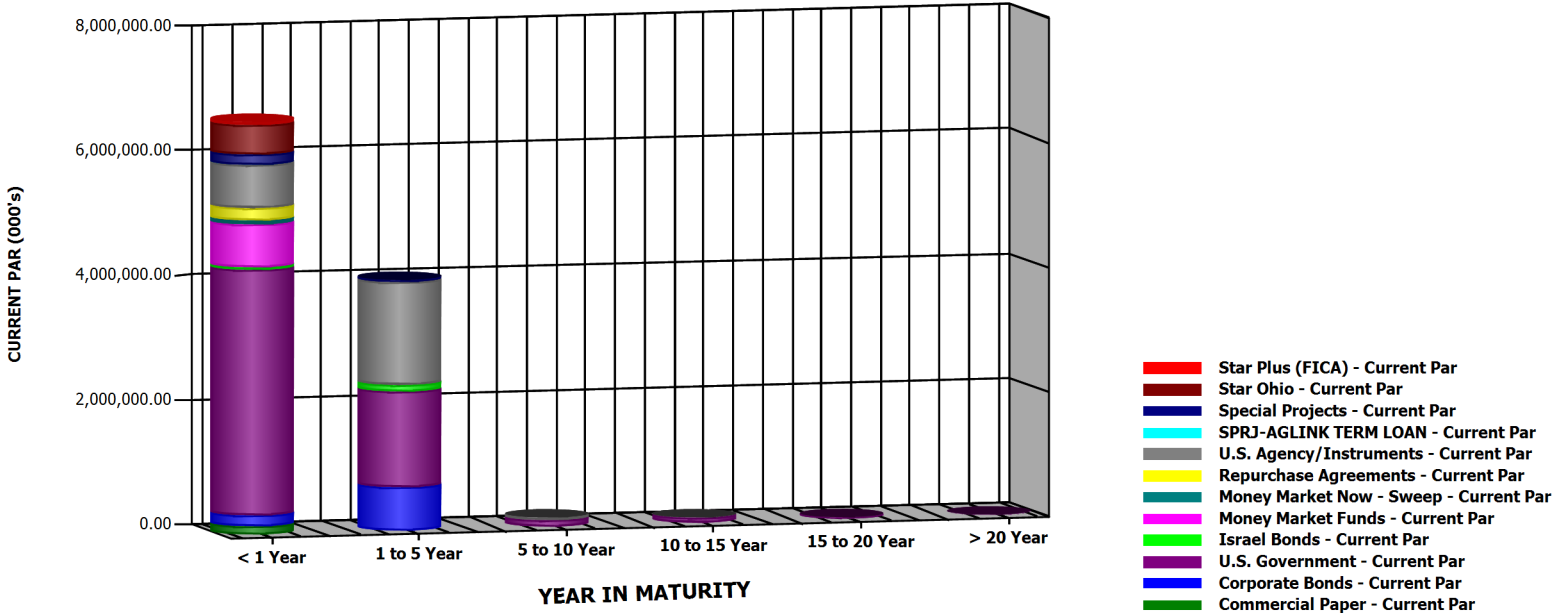


Run Date: 2/5/2018 9:58:38 AM

Investments Outstanding As Of Date: 1/31/2018

Current Par (000's)	< 1 Year	1 to 5 Year	5 to 10 Year	10 to 15 Year	15 to 20 Year	> 20 Year	Totals (000's)
Commercial Paper	131,786.92	0.00	0.00	0.00	0.00	0.00	131,786.92
Corporate Bonds	174,679.00	695,857.00	0.00	0.00	0.00	0.00	870,536.00
Israel Bonds	41,000.00	106,200.00	0.00	0.00	0.00	0.00	147,200.00
Money Market Funds	687,956.66	0.00	0.00	0.00	0.00	0.00	687,956.66
Money Market Now - Sweep	64,442.53	0.00	0.00	0.00	0.00	0.00	64,442.53
Repurchase Agreements	200,000.00	0.00	0.00	0.00	0.00	0.00	200,000.00
Special Projects	167,982.69	36,074.28	0.00	0.00	0.00	0.00	204,056.97
SPRJ-AGLINK TERM LOAN	150.00	0.00	0.00	0.00	0.00	0.00	150.00
Star Ohio	472,179.76	0.00	0.00	0.00	0.00	0.00	472,179.76
Star Plus (FICA)	50,673.77	0.00	0.00	0.00	0.00	0.00	50,673.77
U.S. Agency/Instruments	690,956.00	1,649,237.00	43,676.00	4,238.00	0.00	0.00	2,388,107.00
U.S. Government	3,940,386.25	1,536,756.00	105,632.25	83,745.25	28,045.75	5,787.00	5,700,352.50
Totals (000's):	6,622,193.59	4,024,124.28	149,308.25	87,983.25	28,045.75	5,787.00	10,917,442.12

MATURITY DISTRIBUTION

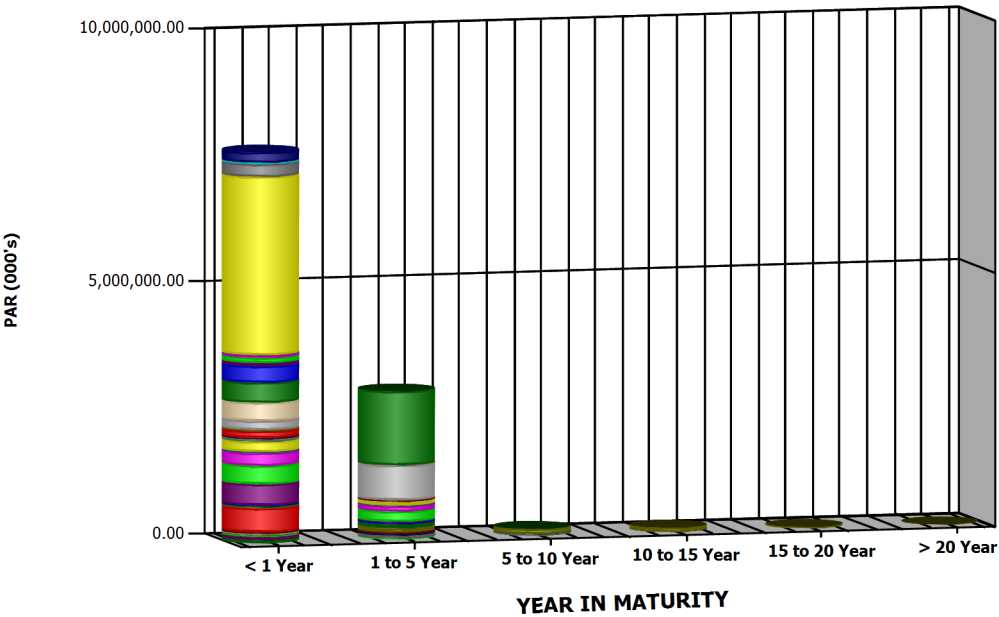




Run Date: 2/5/2018 9:58:38 AM

Investments Outstanding As Of Date: 1/31/2018

Par (000's)	< 1 Year	1 to 5 Year	5 to 10 Year	10 to 15 Year	15 to 20 Year	> 20 Year	Totals (000's)
Commercial Paper	131,786.92	0.00	0.00	0.00	0.00	0.00	131,786.92
Corporate Bonds	174,679.00	695,857.00	0.00	0.00	0.00	0.00	870,536.00
Israel Bonds	41,000.00	106,200.00	0.00	0.00	0.00	0.00	147,200.00
Money Market Funds	687,956.66	0.00	0.00	0.00	0.00	0.00	687,956.66
Money Market Now - Sweep	64,442.53	0.00	0.00	0.00	0.00	0.00	64,442.53
Repurchase Agreements	200,000.00	0.00	0.00	0.00	0.00	0.00	200,000.00
Special Projects	167,982.69	36,074.28	0.00	0.00	0.00	0.00	204,056.97
SPRJ-AGLINK TERM LOAN	150.00	0.00	0.00	0.00	0.00	0.00	150.00
Star Ohio	472,179.76	0.00	0.00	0.00	0.00	0.00	472,179.76
Star Plus (FICA)	50,673.77	0.00	0.00	0.00	0.00	0.00	50,673.77
U.S. Agency/Instruments	1,796,506.00	553,687.00	33,676.00	4,238.00	0.00	0.00	2,388,107.00
U.S. Government	3,940,386.25	1,536,756.00	105,632.25	83,745.25	28,045.75	5,787.00	5,700,352.50
Totals (000's):	7,727,743.59	2,928,574.28	139,308.25	87,983.25	28,045.75	5,787.00	10,917,442.12



- REPURCHASE AGREEMENT (TRI-PART - Par
- CP-DISC-US-ACT/360-ZERO-Z - Par
- FHLB-GOVT-ACT/360-Z - Par
- GOVT-US-ACT/360-ZERO-Z - Par
- FFCB-GOVT-US-30/360-AT-MAT - Par
- STAR OHIO-STAR PLUS(REINV DVD) - Par
- COMMERCIAL PAPER - OPEN TERM - Par
- MONEY MARKET NOW - SWEEP ACCT - Par
- MONEY MARKET FUND - CASH ACCT - Par
- GOVT-US-ACT/ACT-FXD-S - Par
- MONEY MARKET NOW ACCT - Par
- CORP-US-ACT/360-FLT-Q - Par
- CORP-US-30/360-FXD-S - Par
- FHLB-GOVT-US-30/360-STEP-Q - Par
- FHLB-GOVT-US-30/360-STEP-S - Par
- FHLMC-GOVT-US-30/360-STEP-Q - Par
- FNMA-GOVT-US-30/360-STEP-S - Par
- FNMA-GOVT-US-30/360-STEP-Q - Par
- FHLMC-GOVT-US-30/360-STEP-S - Par
- FHLMC-GOVT-US-30/360-FXD-S - Par
- TVA-US-30/360-FXD-S - Par
- FHLB-GOVT-US-30/360-FXD-S - Par
- FNMA-GOVT-US-30/360-FXD-S - Par
- FFCB-GOVT-US-30/360-FXD-S - Par
- ISRAEL-ACT/365-FLT-S - Par
- ISRAEL-ACT/365-FXD-S - Par
- SPRJ-RE-ENERGIZE INT @ 6 MONTH - Par
- SPRJ-RE-ENERGIZE INT @ MATURIT - Par
- FICO-GOVT-ACT/360-ZERO-Z - Par
- GOVT-US-ACT/ACT-ZERO-Z - Par
- STAR OHIO - CASH ACCT - Par
- FHLMC-GOVT-ACT/360-ZERO-Z - Par
- TVA-US-ACT/360-ZERO-Z - Par
- FED-GOVT-US-30/360-FXD-S - Par
- FNMA-GOVT-US-30/360-ZERO-Z - Par
- RFCG-GOVT-US-ACT/ACT-ZERO-Z - Par
- SPRJ-LINKED DEPOSIT-SM BUS - Par
- SPRJ-GROWNOW INT @ MATURITY - Par
- SPRJ-ECO-LINK - Par
- SPRJ-BIDOHIO - Par
- SPRJ-AGLINK TERM LOAN - Par
- SPRJ-AGLINK FIXED LINE OF CRED - Par

CALL/MATURITY DISTRIBUTION



Run Date: 2/5/2018 9:58:38 AM

Investments Outstanding As Of Date: 1/31/2018

INVENTORY BY MATURITY REPORT

CUSIP	Investment #	Fund	Issuer	Purchase Date	Current Book	Current Rate	Maturity Date	Current Par	YTM	Days to Maturity
31358ACK4	70667	2000	FNMA STRIP	09/01/1998	637,320.00	.000	02/01/2018	2,000,000.00	5.978	1
27044	146173	2000	STAR OHIO 27044	05/31/2015	2,671,088.72	1.447	02/01/2018	2,671,088.72	1.447	1
10010	154433	1000	STAR OHIO 10010	05/31/2015	398,450,930.49	1.447	02/01/2018	398,450,930.49	1.447	1
63942	174457	1020	STAR OHIO 63942	05/31/2015	71,047,006.07	1.447	02/01/2018	71,047,006.07	1.447	1
70933	182202	1010	STAR OHIO 70933	05/31/2015	10,730.97	1.447	02/01/2018	10,730.97	1.447	1
38141W273	184539	1000	GOLDMAN SACHS FIN SQ GOV	05/31/2015	0.00	1.217	02/01/2018	0.00	1.217	1
NOWSW3006	193190	1000	NOW ACCT-SWEEP ACCT-300	05/31/2015	64,442,533.78	.350	02/01/2018	64,442,533.78	.350	1
MMNOW0170	207633	1020	KEYBANK - INVESTMENT MAT	05/31/2015	70,725,802.19	.750	02/01/2018	70,725,802.19	.750	1
OPNCP8020	207943	1000	US BANK - OPEN COMMERCIA	11/03/2011	100,786,921.30	1.350	02/01/2018	100,786,921.30	1.350	1
61747C707	210062	1000	MORGAN STANLEY LIQ GOVT	05/31/2015	0.00	1.217	02/01/2018	0.00	1.217	1
825252885	213723	1000	INVESCO GOVT & AGENCY PO	05/31/2015	321,501,087.64	1.246	02/01/2018	321,501,087.64	1.246	1
52470G791	216151	1000	WESTERN ASSET INST GOVT	05/31/2015	2,880,722.83	1.225	02/01/2018	2,880,722.83	1.225	1
PLUS30026	216345	1000	STAR OHIO - 10010	05/31/2015	50,673,771.35	1.022	02/01/2018	50,673,771.35	1.022	1
NWDMMKT	217637	1010	NWD MMKT ACCOUNT - LONG	05/31/2015	142,430,406.54	1.540	02/01/2018	142,430,406.54	1.540	1
CITZMMKT3	229092	1000	CITIZENS INTEREST BEARING	01/09/2017	150,418,641.41	1.400	02/01/2018	150,418,641.41	1.400	1
2254EBB18	234574	1000	CSFBNY 0 02-01-18	12/14/2017	19,961,072.22	.000	02/01/2018	20,000,000.00	1.433	1
912796LJ6	234632	1000	B 02-01-18	12/21/2017	49,927,666.67	.000	02/01/2018	50,000,000.00	1.242	1
912796LJ6	234788	1000	B 0 02-01-18	01/09/2018	49,959,654.17	.000	02/01/2018	50,000,000.00	1.264	1
912796LJ6	234789	1000	B 0 02-01-18	01/09/2018	49,959,654.16	.000	02/01/2018	50,000,000.00	1.264	1
HR1311813	235077	1000	HSBC SECURITIES USA INC	01/31/2018	200,000,000.00	1.350	02/01/2018	200,000,000.00	1.350	1
LD1600344	225358	3050	CEDAR HILL LEASING	02/02/2016	200,000.00	.150	02/02/2018	200,000.00	.150	2
EC1602092	225359	3030	JAMES MCDONALD	02/02/2016	22,500.00	.150	02/02/2018	22,500.00	.150	2
LD18B0082	232008	3000	BID OHIO	08/02/2017	2,000,000.00	1.200	02/07/2018	2,000,000.00	1.200	7
LD18B0090	232009	3000	BID OHIO	08/02/2017	2,000,000.00	1.200	02/07/2018	2,000,000.00	1.200	7
LD18B0108	232010	3000	BID OHIO	08/02/2017	3,500,000.00	1.200	02/07/2018	3,500,000.00	1.200	7
912796NR6	233565	1000	B 02-08-18	09/01/2017	49,768,888.89	.000	02/08/2018	50,000,000.00	1.045	8



Run Date: 2/5/2018 9:58:38 AM

Investments Outstanding As Of Date: 1/31/2018

INVENTORY BY MATURITY REPORT

CUSIP	Investment #	Fund	Issuer	Purchase Date	Current Book	Current Rate	Maturity Date	Current Par	YTM	Days to Maturity
912796NR6	234527	1000	B 0 02-08-18	12/07/2017	49,897,625.00	.000	02/08/2018	50,000,000.00	1.172	8
912796NR6	234528	1000	B 0 02-08-18	12/07/2017	49,897,625.00	.000	02/08/2018	50,000,000.00	1.172	8
912796NR6	234543	1000	B 02-08-18	12/11/2017	49,903,264.58	.000	02/08/2018	50,000,000.00	1.183	8
912796NR6	234551	1000	B 02-08-18	12/12/2017	49,902,527.78	.000	02/08/2018	50,000,000.00	1.212	8
LD1600369	225464	3050	SCHALK BROS INC	02/11/2016	106,436.98	.150	02/09/2018	106,436.98	.150	9
313385SW7	234529	1000	FHDN 0 02-09-18	12/07/2017	49,886,666.67	.000	02/09/2018	50,000,000.00	1.278	9
313385SW7	234555	1000	FHLBDN 0 02-09-18	12/12/2017	49,893,881.94	.000	02/09/2018	50,000,000.00	1.298	9
008452CL6	82961	2000	FNMA STRIP	11/09/1998	624,136.86	.000	02/12/2018	2,007,000.00	6.158	12
912833KQ2	180365	2000	US TREASURY STRIP	04/03/2007	29,888.50	.000	02/15/2018	50,000.00	4.790	15
912833KQ2	180517	2000	US TREASURY STRIP	04/12/2007	59,092.00	.000	02/15/2018	100,000.00	4.910	15
912833KQ2	180733	2000	US TREASURY STRIP	04/30/2007	60,084.00	.000	02/15/2018	100,000.00	4.775	15
912833KQ2	184835	2000	US TREASURY STRIP	02/28/2008	6,563.92	.000	02/15/2018	10,000.00	4.270	15
912833KQ2	185225	2000	US TREASURY STRIP	03/27/2008	6,830.00	.000	02/15/2018	10,000.00	3.893	15
912833KQ2	185268	2000	US TREASURY STRIP	03/28/2008	34,033.00	.000	02/15/2018	50,000.00	3.930	15
912833KQ2	185594	2000	US TREASURY STRIP	04/16/2008	34,416.00	.000	02/15/2018	50,000.00	3.835	15
912833KQ2	185613	2000	US TREASURY STRIP	04/16/2008	6,856.00	.000	02/15/2018	10,000.00	3.876	15
912833KQ2	185880	2000	US TREASURY STRIP	04/28/2008	16,667.75	.000	02/15/2018	25,000.00	4.180	15
912833KQ2	190594	2000	US TREASURY STRIP	02/27/2009	37,165.50	.000	02/15/2018	50,000.00	3.336	15
912833KQ2	190824	2000	US TREASURY STRIP	03/20/2009	36,914.50	.000	02/15/2018	50,000.00	3.435	15
912833KQ2	190951	2000	US TREASURY STRIP	03/30/2009	75,762.00	.000	02/15/2018	100,000.00	3.150	15
912833KQ2	191117	2000	US TREASURY STRIP	04/13/2009	3,800.00	.000	02/15/2018	5,000.00	3.128	15
912833KQ2	191204	2000	US TREASURY STRIP	04/16/2009	37,523.00	.000	02/15/2018	50,000.00	3.276	15
912833KQ2	191855	2000	US TREASURY STRIP	04/24/2009	37,855.00	.000	02/15/2018	50,000.00	3.183	15
912833KQ2	194851	2000	US TREASURY STRIP	02/08/2010	74,940.00	.000	02/15/2018	100,000.00	3.630	15
912833KQ2	195178	2000	US TREASURY STRIP	03/03/2010	37,779.00	.000	02/15/2018	50,000.00	3.554	15
912833KQ2	195385	2000	US TREASURY STRIP	03/12/2010	75,503.00	.000	02/15/2018	100,000.00	3.575	15
912833KQ2	195854	2000	US TREASURY STRIP	04/08/2010	37,264.00	.000	02/15/2018	50,000.00	3.777	15
912833KQ2	196879	2000	US TREASURY STRIP	04/30/2010	38,187.00	.000	02/15/2018	50,000.00	3.488	15
912833KQ2	203853	2000	US TREASURY STRIP	02/28/2011	38,010.00	.000	02/15/2018	50,000.00	3.976	15
912833KQ2	204500	2000	US TREASURY STRIP	04/12/2011	81,230.00	.000	02/15/2018	100,000.00	3.060	15
912833KQ2	205413	2000	US TREASURY STRIP	05/05/2011	83,341.00	.000	02/15/2018	100,000.00	2.705	15
912833KQ2	208696	2000	US TREASURY STRIP	02/16/2012	46,719.00	.000	02/15/2018	50,000.00	1.135	15
912833KQ2	208867	2000	US TREASURY STRIP	03/05/2012	93,355.00	.000	02/15/2018	100,000.00	1.159	15



Run Date: 2/5/2018 9:58:38 AM

Investments Outstanding As Of Date: 1/31/2018

INVENTORY BY MATURITY REPORT

CUSIP	Investment #	Fund	Issuer	Purchase Date	Current Book	Current Rate	Maturity Date	Current Par	YTM	Days to Maturity
912833KQ2	209006	2000	US TREASURY STRIP	03/19/2012	45,935.50	.000	02/15/2018	50,000.00	1.440	15
912833KQ2	209131	2000	US TREASURY STRIP	04/05/2012	46,294.00	.000	02/15/2018	50,000.00	1.318	15
912833KQ2	209923	2000	US TREASURY STRIP	04/30/2012	46,840.00	.000	02/15/2018	50,000.00	1.130	15
912833KQ2	213280	2000	US TREASURY STRIP	03/25/2013	48,107.00	.000	02/15/2018	50,000.00	.790	15
912833KQ2	213355	2000	US TREASURY STRIP	03/28/2013	96,314.00	.000	02/15/2018	100,000.00	.770	15
912833KQ2	213432	2000	US TREASURY STRIP	04/04/2013	48,278.50	.000	02/15/2018	50,000.00	.721	15
912833KQ2	213499	2000	US TREASURY STRIP	04/12/2013	96,802.00	.000	02/15/2018	100,000.00	.672	15
912833KQ2	214250	2000	US TREASURY STRIP	05/02/2013	96,893.00	.000	02/15/2018	100,000.00	.660	15
912833KQ2	216905	2000	US TREASURY STRIP	03/21/2014	238,677.50	.000	02/15/2018	250,000.00	1.190	15
912833KQ2	220870	2000	US TREASURY STRIP	02/13/2015	38,720.00	.000	02/15/2018	40,000.00	1.085	15
912833KQ2	222341	2000	US TREASURY STRIP	04/30/2015	39,128.00	.000	02/15/2018	40,000.00	.790	15
912833KQ2	225722	2000	USTREASURYSTRIIP	03/17/2016	39,296.80	.000	02/15/2018	40,000.00	.928	15
912833KQ2	225750	2000	USTREASURYSTRIIP	03/17/2016	17,923.51	.000	02/15/2018	18,250.00	.945	15
912833KQ2	229645	2000	S 0 02-15-18	02/24/2017	51,536.68	.000	02/15/2018	52,000.00	.920	15
912828H94	229798	1000	T 1 02-15-18	03/02/2017	25,000,000.00	1.000	02/15/2018	25,000,000.00	1.000	15
912833KQ2	230012	2000	S 0 02-15-18	03/24/2017	396,172.00	.000	02/15/2018	400,000.00	1.074	15
912833KQ2	230125	2000	S 0 02-15-18	03/30/2017	247,662.50	.000	02/15/2018	250,000.00	1.069	15
912833KQ2	230228	2000	S 0 02-15-18	04/06/2017	49,546.50	.000	02/15/2018	50,000.00	1.060	15
912833KQ2	230348	2000	S 0 02-15-18	04/17/2017	39,640.00	.000	02/15/2018	40,000.00	1.090	15
912833KQ2	230983	2000	S 0 02-15-18	04/28/2017	247,812.50	.000	02/15/2018	250,000.00	1.100	15
912828H94	231237	1000	T 1 02-15-18	05/03/2017	49,976,562.50	1.000	02/15/2018	50,000,000.00	1.060	15
912796NS4	233556	1000	B 02-15-18	08/31/2017	49,757,916.67	.000	02/15/2018	50,000,000.00	1.043	15
912796NS4	233557	1000	B 02-15-18	08/31/2017	49,757,916.66	.000	02/15/2018	50,000,000.00	1.043	15
912796NS4	234550	1000	B 0 02-15-18	12/12/2017	49,891,215.28	.000	02/15/2018	50,000,000.00	1.208	15
EC1602100	225489	3030	JASON DULANEY	02/17/2016	89,010.00	.150	02/16/2018	89,010.00	.150	16
EC1602118	225490	3030	LUKE SNYDER	02/17/2016	78,030.00	.150	02/16/2018	78,030.00	.150	16
EC1602126	225491	3030	CHRISTOPHER WILKIN	02/17/2016	271,586.00	.150	02/16/2018	271,586.00	.150	16
EC1602134	225492	3030	GRETCHEN KRUGER	02/17/2016	304,500.00	.150	02/16/2018	304,500.00	.150	16
EC1602142	225493	3030	MARK SEDLACK	02/17/2016	222,480.00	.150	02/16/2018	222,480.00	.150	16
EC1602159	225494	3030	TODD GILBERT	02/17/2016	102,790.00	.150	02/16/2018	102,790.00	.150	16
EC1602167	225495	3030	HEATHER CLARRIDGE	02/17/2016	188,300.00	.150	02/16/2018	188,300.00	.150	16
EC1602175	225496	3030	RICHARD JAMES	02/17/2016	80,995.00	.150	02/16/2018	80,995.00	.150	16
EC1602183	225497	3030	RICHARD HARDY III	02/17/2016	105,000.00	.150	02/16/2018	105,000.00	.150	16



Run Date: 2/5/2018 9:58:38 AM

Investments Outstanding As Of Date: 1/31/2018

INVENTORY BY MATURITY REPORT

CUSIP	Investment #	Fund	Issuer	Purchase Date	Current Book	Current Rate	Maturity Date	Current Par	YTM	Days to Maturity
EC1602191	225498	3030	NILES FULLER	02/17/2016	115,000.00	.150	02/16/2018	115,000.00	.150	16
EC1602209	225499	3030	MICHAEL HAUSFELD	02/17/2016	45,990.10	.150	02/16/2018	45,990.10	.150	16
EC1602217	225500	3030	ROBERT MCBRIDE	02/17/2016	100,820.00	.150	02/16/2018	100,820.00	.150	16
LD1600377	225514	3050	BAKERS COLLISION REPAIR S	02/18/2016	73,859.86	.150	02/16/2018	73,859.86	.150	16
LD1600385	225515	3050	TRI-R DIES INC.	02/18/2016	107,391.00	.150	02/16/2018	107,391.00	.150	16
LD18B0272	234440	3000	BID OHIO	11/22/2017	3,000,000.00	1.350	02/21/2018	3,000,000.00	1.350	21
LD18B0280	234441	3000	BID OHIO	11/22/2017	1,000,000.00	1.350	02/21/2018	1,000,000.00	1.350	21
912796NT2	234595	1000	B 0 02-22-18	12/18/2017	49,884,958.33	.000	02/22/2018	50,000,000.00	1.258	22
912796NT2	234596	1000	B 0 02-22-18	12/18/2017	49,884,958.34	.000	02/22/2018	50,000,000.00	1.258	22
912796NT2	234614	1000	B 02-22-18	12/19/2017	49,885,934.03	.000	02/22/2018	50,000,000.00	1.266	22
912796NT2	234615	1000	B 02-22-18	12/19/2017	49,885,934.03	.000	02/22/2018	50,000,000.00	1.266	22
LD1600393	225562	3050	MABAM ENTERPRISES INC.	02/24/2016	400,000.00	.150	02/23/2018	400,000.00	.150	23
14912L6P1	227278	1030	CATERPILLAR FIN 1.500 2-23-	07/13/2016	10,097,500.00	1.500	02/23/2018	10,000,000.00	.889	23
313385TL0	234643	1000	FHLBDN 0 02-23-18	12/22/2017	49,888,000.00	.000	02/23/2018	50,000,000.00	1.283	23
313385TL0	234644	1000	FHLBDN 0 02-23-18	12/22/2017	49,888,000.00	.000	02/23/2018	50,000,000.00	1.283	23
912828UR9	224358	1020	US TREASURY NOTE	10/08/2015	14,995,312.50	.750	02/28/2018	15,000,000.00	.763	28
LD1600401	225596	3050	JOHN J YODER DBA: ASHERY	02/29/2016	102,000.00	.150	02/28/2018	102,000.00	.150	28
46513AE89	213065	1010	ISRAEL BOND	03/01/2013	10,500,000.00	2.610	03/01/2018	10,500,000.00	2.610	29
46513AYQ7	213067	1010	ISRAEL BOND (FLOATING RAT	03/01/2013	10,500,000.00	2.688	03/01/2018	10,500,000.00	2.688	29
LD1600419	225615	3050	SMITH FAMILY FROSTED FOO	03/01/2016	251,560.00	.150	03/01/2018	251,560.00	.150	29
912796LN7	233560	1000	B 03-01-18	08/31/2017	49,729,527.78	.000	03/01/2018	50,000,000.00	1.076	29
912796LN7	233561	1000	B 03-01-18	08/31/2017	49,729,527.78	.000	03/01/2018	50,000,000.00	1.076	29
912796LN7	234663	1000	B 03-01-18	12/26/2017	49,885,798.61	.000	03/01/2018	50,000,000.00	1.268	29
912796LN7	234664	1000	B 03-01-18	12/26/2017	49,885,798.61	.000	03/01/2018	50,000,000.00	1.268	29
LD1600427	225641	3050	ANESE MASONRY LLC	03/03/2016	65,741.82	.150	03/02/2018	65,741.82	.150	30
3130AAW95	229783	1000	FHLB 1 03-02-18	03/03/2017	25,000,000.00	1.000	03/02/2018	25,000,000.00	1.000	30
30231GAL6	227172	1030	EXXON MOBIL CORP 1.305 3-0	06/30/2016	5,849,062.56	1.305	03/06/2018	5,808,000.00	.881	34
084664CE9	227582	1030	BERKSHIRE HATHAW 1.450 3-	08/04/2016	2,561,673.27	1.450	03/07/2018	2,539,000.00	.884	35
LD18B0132	233602	3000	BID OHIO	09/06/2017	2,000,000.00	1.150	03/07/2018	2,000,000.00	1.150	35
LD18B0140	233603	3000	BID OHIO	09/06/2017	2,500,000.00	1.150	03/07/2018	2,500,000.00	1.150	35
LD18B0157	233604	3000	BID OHIO	09/06/2017	1,000,000.00	1.150	03/07/2018	1,000,000.00	1.150	35
LD18B0165	233612	3000	BID OHIO	09/07/2017	1,000,000.00	1.150	03/07/2018	1,000,000.00	1.150	35
EC1602225	225667	3030	AUSTIN MEHL	03/08/2016	15,000.00	.150	03/08/2018	15,000.00	.150	36



Run Date: 2/5/2018 9:58:38 AM

Investments Outstanding As Of Date: 1/31/2018

INVENTORY BY MATURITY REPORT

CUSIP	Investment #	Fund	Issuer	Purchase Date	Current Book	Current Rate	Maturity Date	Current Par	YTM	Days to Maturity
912796NU9	234657	1000	B 03-08-18	12/26/2017	49,872,000.00	.000	03/08/2018	50,000,000.00	1.283	36
912796NU9	234658	1000	B 03-08-18	12/26/2017	49,872,000.00	.000	03/08/2018	50,000,000.00	1.283	36
912796NU9	234702	1000	B 03-08-18	12/29/2017	49,878,291.66	.000	03/08/2018	50,000,000.00	1.273	36
912796NU9	234703	1000	B 03-08-18	12/29/2017	49,878,291.67	.000	03/08/2018	50,000,000.00	1.273	36
313378A43	222208	1010	FHLB DEBENTURE	04/27/2015	10,118,170.00	1.375	03/09/2018	10,000,000.00	.956	37
02665WAT8	228145	1030	AMERICAN HONDA F 1.500 3-	09/30/2016	7,553,700.00	1.500	03/13/2018	7,500,000.00	1.002	41
EC1602233	225718	3030	VILAS DESHPANDE	03/14/2016	250,000.00	.150	03/14/2018	250,000.00	.150	42
LD1600435	225775	3050	VON SOSSAN CONTRACTING I	03/15/2016	400,000.00	.150	03/14/2018	400,000.00	.150	42
912796NW5	234707	1000	B 03-15-18	01/02/2018	49,871,000.00	.000	03/15/2018	50,000,000.00	1.293	43
912796NW5	234708	1000	B 03-15-18	01/02/2018	49,871,000.00	.000	03/15/2018	50,000,000.00	1.293	43
912796NW5	234717	1000	B 03-15-18	01/03/2018	49,872,298.61	.000	03/15/2018	50,000,000.00	1.298	43
912796NW5	234718	1000	B 03-15-18	01/03/2018	49,872,298.61	.000	03/15/2018	50,000,000.00	1.298	43
00280PCF0	234882	2000	ABBYCT 0 03-15-18	01/19/2018	4,987,777.78	.000	03/15/2018	5,000,000.00	1.604	43
LD1600443	225801	3050	BENEFACTORS COUNSEL LLC	03/17/2016	80,000.00	.150	03/16/2018	80,000.00	.150	44
313385UH7	234723	1000	FHDN 0 03-16-18	01/03/2018	49,866,000.00	.000	03/16/2018	50,000,000.00	1.344	44
EC1602241	225819	3030	MICHELLE SAVOTI	03/21/2016	64,890.00	.150	03/21/2018	64,890.00	.150	49
EC1602258	225820	3030	JEFFERY FREMONT	03/21/2016	140,329.75	.150	03/21/2018	140,329.75	.150	49
EC1602266	225821	3030	JEFFREY & LISA JAMES	03/21/2016	55,460.00	.150	03/21/2018	55,460.00	.150	49
EC1602274	225822	3030	KENNEH BARTH	03/21/2016	25,575.00	.150	03/21/2018	25,575.00	.150	49
EC1602282	225823	3030	DENNIS POLING	03/21/2016	32,850.00	.150	03/21/2018	32,850.00	.150	49
EC1602290	225824	3030	GREGORY & AUDREY PRINZBA	03/21/2016	250,000.00	.150	03/21/2018	250,000.00	.150	49
LD18B0330	234625	3000	BID OHIO	12/20/2017	1,500,000.00	1.400	03/21/2018	1,500,000.00	1.400	49
LD18B0348	234626	3000	BID OHIO	12/20/2017	3,000,000.00	1.400	03/21/2018	3,000,000.00	1.400	49
912796NX3	234631	1000	B 03-22-18	12/21/2017	49,829,375.00	.000	03/22/2018	50,000,000.00	1.355	50
912796NX3	234701	1000	B 03-22-18	12/29/2017	49,848,409.72	.000	03/22/2018	50,000,000.00	1.319	50
912796NX3	234719	1000	B 03-22-18	01/03/2018	49,854,833.33	.000	03/22/2018	50,000,000.00	1.344	50
912796NX3	234720	1000	B 03-22-18	01/03/2018	49,854,833.34	.000	03/22/2018	50,000,000.00	1.344	50
LD1600450	225888	3050	MAHONING VALLEY TOOL & M	03/29/2016	199,200.00	.150	03/29/2018	199,200.00	.150	57
912796LS6	234656	1000	WIB 03-29-18	12/28/2017	49,820,844.00	.000	03/29/2018	50,000,000.00	1.423	57
912796LS6	234695	1000	B 0 03-29-18	12/28/2017	24,912,159.72	.000	03/29/2018	25,000,000.00	1.395	57
912796LS6	234749	1000	B 03-29-18	01/04/2018	49,842,791.67	.000	03/29/2018	50,000,000.00	1.352	57
912796LS6	234765	1000	B 0 03-29-18	01/05/2018	49,844,259.72	.000	03/29/2018	50,000,000.00	1.355	57
912796LS6	234766	1000	B 0 03-29-18	01/05/2018	24,922,129.86	.000	03/29/2018	25,000,000.00	1.355	57



Run Date: 2/5/2018 9:58:38 AM

Investments Outstanding As Of Date: 1/31/2018

INVENTORY BY MATURITY REPORT

CUSIP	Investment #	Fund	Issuer	Purchase Date	Current Book	Current Rate	Maturity Date	Current Par	YTM	Days to Maturity
LD1600468	225895	3050	MIKE BAUMANN PLUMBING IN	03/30/2016	29,288.61	.150	03/30/2018	29,288.61	.150	58
LD1600476	225896	3050	KESSEN VETERINARY CLINIC I	03/30/2016	375,720.23	.150	03/30/2018	375,720.23	.150	58
912828Q45	227156	1020	US TREASURY NOTE .875 3-31	06/28/2016	20,106,250.00	.875	03/31/2018	20,000,000.00	.571	59
880591EC2	224506	1010	TVA DEBENTURE	10/21/2015	16,302,900.00	4.500	04/01/2018	15,000,000.00	.899	60
191216BA7	227581	1030	COCA COLA COMPAN 1.150 4-	08/04/2016	5,027,650.00	1.150	04/01/2018	5,000,000.00	.813	60
LD18B0207	233898	3000	BID OHIO	10/04/2017	3,000,000.00	1.125	04/04/2018	3,000,000.00	1.125	63
912796NY1	234753	1000	B 0 04-05-18	01/04/2018	49,826,847.22	.000	04/05/2018	50,000,000.00	1.375	64
912796NY1	234754	1000	B 0 04-05-18	01/04/2018	49,826,847.22	.000	04/05/2018	50,000,000.00	1.375	64
912796NY1	234767	1000	B 04-05-18	01/05/2018	49,828,750.00	.000	04/05/2018	50,000,000.00	1.375	64
912796NY1	234768	1000	B 04-05-18	01/05/2018	49,828,750.00	.000	04/05/2018	50,000,000.00	1.375	64
912796NY1	234769	1000	B 04-05-18	01/05/2018	49,828,750.00	.000	04/05/2018	50,000,000.00	1.375	64
EC1602308	225959	3030	RONALD PYCRAFT	04/06/2016	20,000.00	.150	04/06/2018	20,000.00	.150	65
EC1602324	225990	3030	ANGELA HALE	04/11/2016	147,185.00	.150	04/11/2018	147,185.00	.150	70
EC1602332	225991	3030	MARSHA MEREDITH	04/11/2016	40,255.00	.150	04/11/2018	40,255.00	.150	70
EC1602340	225992	3030	MICHAEL MCSWIGGIN	04/11/2016	70,545.00	.150	04/11/2018	70,545.00	.150	70
EC1602357	225993	3030	SEAN STEFFANNI	04/11/2016	36,560.00	.150	04/11/2018	36,560.00	.150	70
EC1602365	225994	3030	ALLISON & SEAN MITCHELL	04/11/2016	50,470.00	.150	04/11/2018	50,470.00	.150	70
EC1602373	225995	3030	LAWRENCE & JOAN SALTIS	04/11/2016	250,000.00	.150	04/11/2018	250,000.00	.150	70
931142DF7	228030	1030	WAL-MART STORES 1.125 4-1	09/19/2016	10,035,100.00	1.125	04/11/2018	10,000,000.00	.893	70
AG1700024	230407	3010	MICHAEL FRANTZ	04/20/2017	15,000.00	.750	04/12/2018	15,000.00	.750	71
AG1700032	230408	3010	BRIDENBAUGH FAMILY HERTI	04/20/2017	25,000.00	.750	04/12/2018	25,000.00	.750	71
AG1700040	230409	3010	JAMES WILLIAMS III	04/20/2017	30,000.00	.750	04/12/2018	30,000.00	.750	71
AG1700057	230410	3010	LYNN COLLERT	04/20/2017	40,000.00	.750	04/12/2018	40,000.00	.750	71
AG1700065	230411	3010	JEFF MAY	04/20/2017	47,500.00	.750	04/12/2018	47,500.00	.750	71
AG1700073	230412	3010	EDWARD BRICKNER	04/20/2017	65,000.00	.750	04/12/2018	65,000.00	.750	71
AG1700081	230413	3010	C. MARK HERSHBERGER	04/20/2017	80,000.00	.750	04/12/2018	80,000.00	.750	71
AG1700099	230414	3010	ACHESON FARMS	04/20/2017	84,000.00	.750	04/12/2018	84,000.00	.750	71
AG1700644	230415	3010	ALLAN LUCAS	04/20/2017	35,000.00	.750	04/12/2018	35,000.00	.750	71
AG1700107	230416	3010	JERRY FRANTZ	04/20/2017	100,000.00	.750	04/12/2018	100,000.00	.750	71
AG1700115	230417	3010	JOHN GAZAREK	04/20/2017	120,000.00	.750	04/12/2018	120,000.00	.750	71
AG1700123	230418	3010	ROBERT L. RIEMAN	04/20/2017	120,000.00	.750	04/12/2018	120,000.00	.750	71
AG1700131	230419	3010	RICHARD BIXEL	04/20/2017	140,000.00	.750	04/12/2018	140,000.00	.750	71
AG1700149	230420	3010	MICHAEL BASINGER	04/20/2017	150,000.00	.750	04/12/2018	150,000.00	.750	71



Run Date: 2/5/2018 9:58:38 AM

Investments Outstanding As Of Date: 1/31/2018

INVENTORY BY MATURITY REPORT

CUSIP	Investment #	Fund	Issuer	Purchase Date	Current Book	Current Rate	Maturity Date	Current Par	YTM	Days to Maturity
AG1700156	230421	3010	NEAL HARRIS	04/20/2017	150,000.00	.750	04/12/2018	150,000.00	.750	71
AG1700164	230422	3010	WADE MOSER	04/20/2017	150,000.00	.750	04/12/2018	150,000.00	.750	71
AG1700172	230424	3010	ROBERT ZIMMERMAN	04/20/2017	150,000.00	.750	04/12/2018	150,000.00	.750	71
AG1700180	230425	3010	DEAN BIXEL	04/20/2017	150,000.00	.750	04/12/2018	150,000.00	.750	71
AG1700198	230426	3010	G & R FARMS FLP	04/20/2017	150,000.00	.750	04/12/2018	150,000.00	.750	71
AG1700206	230427	3010	MEYER RIVERVIEW FARMS IN	04/20/2017	150,000.00	.750	04/12/2018	150,000.00	.750	71
AG1700214	230428	3010	POTATO CREEK FARMS INC	04/20/2017	150,000.00	.750	04/12/2018	150,000.00	.750	71
AG1700222	230429	3010	SCHUMACHER & BASINGER LL	04/20/2017	150,000.00	.750	04/12/2018	150,000.00	.750	71
AG1700230	230430	3010	TNT FARMS LLC	04/20/2017	150,000.00	.750	04/12/2018	150,000.00	.750	71
AG1700248	230431	3010	WILLIAMS FARMS LLC	04/20/2017	150,000.00	.750	04/12/2018	150,000.00	.750	71
AG1700461	230432	3010	TROYER CUSTOM FARMING	04/20/2017	100,000.00	.750	04/12/2018	100,000.00	.750	71
AG1700479	230433	3010	ROGER GERSCHUTZ	04/20/2017	150,000.00	.750	04/12/2018	150,000.00	.750	71
AG1700487	230434	3010	PAHL FARMS LLC	04/20/2017	150,000.00	.750	04/12/2018	150,000.00	.750	71
AG1700495	230435	3010	RANDAL ROSEBROCK	04/20/2017	150,000.00	.750	04/12/2018	150,000.00	.750	71
AG1700503	230436	3010	DAKS INVESTMENTS INC	04/20/2017	150,000.00	.750	04/12/2018	150,000.00	.750	71
AG1700511	230437	3010	CUSTOM AG INNOVATIONS	04/20/2017	150,000.00	.750	04/12/2018	150,000.00	.750	71
AG1700529	230438	3010	SAND RIDGE FARM LLC	04/20/2017	80,000.00	.750	04/12/2018	80,000.00	.750	71
AG1700537	230439	3010	ROBERT NONEMAN	04/20/2017	150,000.00	.750	04/12/2018	150,000.00	.750	71
AG1700545	230440	3010	MVH CUSTOM WORK LLC	04/20/2017	75,000.00	.750	04/12/2018	75,000.00	.750	71
AG1700552	230441	3010	WINEGARDNER BROTHERS LL	04/20/2017	150,000.00	.750	04/12/2018	150,000.00	.750	71
AG1700560	230442	3010	CHARLES SMITH	04/20/2017	150,000.00	.750	04/12/2018	150,000.00	.750	71
AG1700578	230443	3010	RANDY POHLMAN	04/20/2017	150,000.00	.750	04/12/2018	150,000.00	.750	71
AG1700586	230444	3010	NORBERT EBBESKOTTE	04/20/2017	40,000.00	.750	04/12/2018	40,000.00	.750	71
AG1700594	230445	3010	DORVIN BEAR	04/20/2017	150,000.00	.750	04/12/2018	150,000.00	.750	71
AG1700602	230446	3010	DAVID WEHRI	04/20/2017	40,000.00	.750	04/12/2018	40,000.00	.750	71
AG1700610	230447	3010	DAVID NOGGLE	04/20/2017	70,000.00	.750	04/12/2018	70,000.00	.750	71
AG1700628	230448	3010	TODD MASON	04/20/2017	50,000.00	.750	04/12/2018	50,000.00	.750	71
AG1700636	230449	3010	JEFFERY HAYS	04/20/2017	85,000.00	.750	04/12/2018	85,000.00	.750	71
AG1700651	230450	3010	DAVID YOUNGPETER	04/20/2017	150,000.00	.750	04/12/2018	150,000.00	.750	71
AG1700669	230451	3010	MARVIN THOMPSON	04/20/2017	100,000.00	.750	04/12/2018	100,000.00	.750	71
AG1700990	230461	3010	AARON NICHOLS	04/20/2017	5,000.00	.750	04/12/2018	5,000.00	.750	71
AG1701055	230462	3010	KAHLE FARMS	04/20/2017	75,000.00	.750	04/12/2018	75,000.00	.750	71
AG1701022	230466	3010	ROBERT ERNEST	04/20/2017	100,000.00	.750	04/12/2018	100,000.00	.750	71



Run Date: 2/5/2018 9:58:38 AM

Investments Outstanding As Of Date: 1/31/2018

INVENTORY BY MATURITY REPORT

CUSIP	Investment #	Fund	Issuer	Purchase Date	Current Book	Current Rate	Maturity Date	Current Par	YTM	Days to Maturity
AG1700677	230467	3010	WENNINGER FARMS LLC	04/20/2017	150,000.00	.750	04/12/2018	150,000.00	.750	71
AG1700685	230468	3010	BRADY FAMILY PARTNERSHIP	04/20/2017	150,000.00	.750	04/12/2018	150,000.00	.750	71
AG1700693	230469	3010	GLEN MCCLURE	04/20/2017	150,000.00	.750	04/12/2018	150,000.00	.750	71
AG1700701	230470	3010	JEFFERY KLINGLER	04/20/2017	95,000.00	.750	04/12/2018	95,000.00	.750	71
AG1701048	230471	3010	D&K BURKHOLDER FARMS	04/20/2017	100,000.00	.750	04/12/2018	100,000.00	.750	71
AG1700719	230472	3010	HUTCHINSON BROTHERS	04/20/2017	25,000.00	.750	04/12/2018	25,000.00	.750	71
AG1700727	230473	3010	JAMES BLUCK	04/20/2017	150,000.00	.750	04/12/2018	150,000.00	.750	71
AG1700735	230474	3010	N MILLER	04/20/2017	100,000.00	.750	04/12/2018	100,000.00	.750	71
AG1700933	230475	3010	LARRY LUDWIG	04/20/2017	110,000.00	.750	04/12/2018	110,000.00	.750	71
AG1700743	230476	3010	RICK MILLER	04/20/2017	95,000.00	.750	04/12/2018	95,000.00	.750	71
AG1700750	230477	3010	ROBERT E NIESE FARMS	04/20/2017	75,000.00	.750	04/12/2018	75,000.00	.750	71
AG1700925	230478	3010	HEFNER FARMS	04/20/2017	120,000.00	.750	04/12/2018	120,000.00	.750	71
AG1700966	230479	3010	EDWARD GOLLIDAY	04/20/2017	120,000.00	.750	04/12/2018	120,000.00	.750	71
AG1701014	230480	3010	R RETTIG	04/20/2017	120,000.00	.750	04/12/2018	120,000.00	.750	71
AG1700768	230481	3010	C&S BIXEL FARMS	04/20/2017	150,000.00	.750	04/12/2018	150,000.00	.750	71
AG1700883	230482	3010	JIM MCCLURE	04/20/2017	150,000.00	.750	04/12/2018	150,000.00	.750	71
AG1700891	230483	3010	DAN J WAGNER FARMS LLC	04/20/2017	150,000.00	.750	04/12/2018	150,000.00	.750	71
AG1700347	230484	3010	CHRISTOPHER MAXWELL	04/20/2017	30,000.00	.750	04/12/2018	30,000.00	.750	71
AG1700776	230485	3010	RANDALL BUNN	04/20/2017	150,000.00	.750	04/12/2018	150,000.00	.750	71
AG1700909	230486	3010	DELONG FARMS	04/20/2017	150,000.00	.750	04/12/2018	150,000.00	.750	71
AG1700784	230487	3010	KAHLE BROS FARMS	04/20/2017	150,000.00	.750	04/12/2018	150,000.00	.750	71
AG1700453	230488	3010	GARY ORDWAY	04/20/2017	30,000.00	.750	04/12/2018	30,000.00	.750	71
AG1700792	230489	3010	KAHLE CATTLE	04/20/2017	150,000.00	.750	04/12/2018	150,000.00	.750	71
AG1700917	230490	3010	DON LIMES FARMS	04/20/2017	150,000.00	.750	04/12/2018	150,000.00	.750	71
AG1700800	230491	3010	MICHAEL J. STECHSCHULTE	04/20/2017	150,000.00	.750	04/12/2018	150,000.00	.750	71
AG1700818	230492	3010	R MONTGOMERY	04/20/2017	100,000.00	.750	04/12/2018	100,000.00	.750	71
AG1700941	230493	3010	HEATH FARMS	04/20/2017	150,000.00	.750	04/12/2018	150,000.00	.750	71
AG1700321	230494	3010	STEVEN TROYER	04/20/2017	35,000.00	.750	04/12/2018	35,000.00	.750	71
AG1700826	230495	3010	D WARREN	04/20/2017	150,000.00	.750	04/12/2018	150,000.00	.750	71
AG1700834	230496	3010	M BRYAN	04/20/2017	120,000.00	.750	04/12/2018	120,000.00	.750	71
AG1700958	230497	3010	JAMES FARMS	04/20/2017	150,000.00	.750	04/12/2018	150,000.00	.750	71
AG1700842	230498	3010	S KILL	04/20/2017	150,000.00	.750	04/12/2018	150,000.00	.750	71
AG1700974	230499	3010	C. DAVID AND JANA D. CAUDI	04/20/2017	150,000.00	.750	04/12/2018	150,000.00	.750	71



Run Date: 2/5/2018 9:58:38 AM

Investments Outstanding As Of Date: 1/31/2018

INVENTORY BY MATURITY REPORT

CUSIP	Investment #	Fund	Issuer	Purchase Date	Current Book	Current Rate	Maturity Date	Current Par	YTM	Days to Maturity
AG1700859	230500	3010	K FISHER	04/20/2017	150,000.00	.750	04/12/2018	150,000.00	.750	71
AG1700263	230501	3010	TED LYMANSTALL	04/20/2017	50,000.00	.750	04/12/2018	50,000.00	.750	71
AG1700867	230502	3010	JAMES J AND DEAN G SCHROE	04/20/2017	85,000.00	.750	04/12/2018	85,000.00	.750	71
AG1700982	230503	3010	JEFFREY L. TURNER	04/20/2017	150,000.00	.750	04/12/2018	150,000.00	.750	71
AG1700875	230504	3010	SSB FARMS LLC	04/20/2017	90,000.00	.750	04/12/2018	90,000.00	.750	71
AG1701006	230505	3010	BRIAN WELLY	04/20/2017	150,000.00	.750	04/12/2018	150,000.00	.750	71
AG1700297	230506	3010	LYNN FITZWATER	04/20/2017	60,000.00	.750	04/12/2018	60,000.00	.750	71
AG1701030	230507	3010	BALLINGER FARMS	04/20/2017	150,000.00	.750	04/12/2018	150,000.00	.750	71
AG1701063	230508	3010	TODD WYSS	04/20/2017	150,000.00	.750	04/12/2018	150,000.00	.750	71
AG1700438	230509	3010	MARK WILKERSON	04/20/2017	75,000.00	.750	04/12/2018	75,000.00	.750	71
AG1701071	230510	3010	BELLINGER FARMS	04/20/2017	150,000.00	.750	04/12/2018	150,000.00	.750	71
AG1700255	230511	3010	PHILIP WAGNER	04/20/2017	100,000.00	.750	04/12/2018	100,000.00	.750	71
AG1700339	230512	3010	R. MARK LYMANSTALL	04/20/2017	125,000.00	.750	04/12/2018	125,000.00	.750	71
AG1700370	230513	3010	CHARLES BADEN	04/20/2017	125,000.00	.750	04/12/2018	125,000.00	.750	71
AG1700271	230514	3010	TROYER FAMILY FARMS	04/20/2017	150,000.00	.750	04/12/2018	150,000.00	.750	71
AG1700305	230516	3010	RICHARD YODER	04/20/2017	150,000.00	.750	04/12/2018	150,000.00	.750	71
AG1700313	230517	3010	ROBERT SCHICK	04/20/2017	150,000.00	.750	04/12/2018	150,000.00	.750	71
AG1700354	230518	3010	PHILIP YODER	04/20/2017	150,000.00	.750	04/12/2018	150,000.00	.750	71
AG1700362	230519	3010	JEFFREY PETER	04/20/2017	150,000.00	.750	04/12/2018	150,000.00	.750	71
AG1700388	230520	3010	TODD FARMS & EXCAVATING	04/20/2017	150,000.00	.750	04/12/2018	150,000.00	.750	71
AG1700396	230521	3010	A&C EQUIPMENT LLC	04/20/2017	150,000.00	.750	04/12/2018	150,000.00	.750	71
AG1700404	230522	3010	PAUL ADAM REVOCABLE LIVIN	04/20/2017	150,000.00	.750	04/12/2018	150,000.00	.750	71
AG1700412	230523	3010	HOMIER FARMS INC	04/20/2017	150,000.00	.750	04/12/2018	150,000.00	.750	71
AG1700420	230524	3010	GREGORY TROYER	04/20/2017	150,000.00	.750	04/12/2018	150,000.00	.750	71
AG1701477	230525	3010	JOHN GROSS	04/20/2017	20,000.00	.750	04/12/2018	20,000.00	.750	71
AG1700446	230526	3010	JERRY LISKA	04/20/2017	150,000.00	.750	04/12/2018	150,000.00	.750	71
AG1701485	230527	3010	STEPHEN BETTINGER	04/20/2017	35,095.00	.750	04/12/2018	35,095.00	.750	71
AG1701493	230528	3010	WB FARMS INC.	04/20/2017	40,000.00	.750	04/12/2018	40,000.00	.750	71
AG1701089	230531	3010	SCOTT SHARP	04/20/2017	15,250.00	.750	04/12/2018	15,250.00	.750	71
AG1701097	230532	3010	SCOTT RIFFEL	04/20/2017	17,250.00	.750	04/12/2018	17,250.00	.750	71
AG1701105	230533	3010	BRADLEE BOWERS	04/20/2017	30,250.00	.750	04/12/2018	30,250.00	.750	71
AG1701113	230534	3010	GARRY SCHOOLEY	04/20/2017	31,250.00	.750	04/12/2018	31,250.00	.750	71
AG1701121	230535	3010	DONALD BETHEL	04/20/2017	35,250.00	.750	04/12/2018	35,250.00	.750	71



Run Date: 2/5/2018 9:58:38 AM

Investments Outstanding As Of Date: 1/31/2018

INVENTORY BY MATURITY REPORT

CUSIP	Investment #	Fund	Issuer	Purchase Date	Current Book	Current Rate	Maturity Date	Current Par	YTM	Days to Maturity
AG1701139	230536	3010	RICHARD BOWERS	04/20/2017	40,250.00	.750	04/12/2018	40,250.00	.750	71
AG1701501	230537	3010	RON & JOE LUMBREZER FARM	04/20/2017	40,500.00	.750	04/12/2018	40,500.00	.750	71
AG1701147	230538	3010	RONALD WRIGHT	04/20/2017	45,250.00	.750	04/12/2018	45,250.00	.750	71
AG1701519	230539	3010	JAN SHULL	04/20/2017	50,000.00	.750	04/12/2018	50,000.00	.750	71
AG1701527	230540	3010	BRENT STUDENKA	04/20/2017	50,500.00	.750	04/12/2018	50,500.00	.750	71
AG1701154	230541	3010	RICHARD LAMP	04/20/2017	60,250.00	.750	04/12/2018	60,250.00	.750	71
AG1701535	230542	3010	LARRY VANDENBUSCHE	04/20/2017	80,000.00	.750	04/12/2018	80,000.00	.750	71
AG1701543	230543	3010	M & P EISEL FARMS LLC	04/20/2017	92,000.00	.750	04/12/2018	92,000.00	.750	71
AG1701162	230544	3010	RODNEY BOWERS	04/20/2017	60,250.00	.750	04/12/2018	60,250.00	.750	71
AG1701550	230545	3010	RICHARD PATEK	04/20/2017	100,000.00	.750	04/12/2018	100,000.00	.750	71
AG1701568	230546	3010	JACK PATEK	04/20/2017	100,000.00	.750	04/12/2018	100,000.00	.750	71
AG1701170	230547	3010	RYAN FOSTER	04/20/2017	75,250.00	.750	04/12/2018	75,250.00	.750	71
AG1701576	230548	3010	SIMON BROTHERS	04/20/2017	100,000.00	.750	04/12/2018	100,000.00	.750	71
AG1701584	230549	3010	DONALD BUCKENMEYER	04/20/2017	100,000.00	.750	04/12/2018	100,000.00	.750	71
AG1701592	230550	3010	SCOTT GILLEN	04/20/2017	100,000.00	.750	04/12/2018	100,000.00	.750	71
AG1701188	230551	3010	MARK ROSS	04/20/2017	75,278.00	.750	04/12/2018	75,278.00	.750	71
AG1701600	230552	3010	WILLIAM J. BUCKENMEYER	04/20/2017	135,000.00	.750	04/12/2018	135,000.00	.750	71
AG1701618	230553	3010	HUSKINS FARMS	04/20/2017	150,000.00	.750	04/12/2018	150,000.00	.750	71
AG1701626	230554	3010	JEFFREY TRUCKOR	04/20/2017	150,000.00	.750	04/12/2018	150,000.00	.750	71
AG1701196	230555	3010	CATTAIL FARMS INC	04/20/2017	100,350.00	.750	04/12/2018	100,350.00	.750	71
AG1701634	230556	3010	SZABO FARMS LLC	04/20/2017	150,000.00	.750	04/12/2018	150,000.00	.750	71
AG1701642	230557	3010	SCOTT CONRAD	04/20/2017	150,000.00	.750	04/12/2018	150,000.00	.750	71
AG1701659	230558	3010	KEITH TRUCKOR	04/20/2017	150,000.00	.750	04/12/2018	150,000.00	.750	71
AG1701204	230559	3010	ROBERT MCCLURE	04/20/2017	100,350.00	.750	04/12/2018	100,350.00	.750	71
AG1701212	230560	3010	J DUSTIN HINES	04/20/2017	100,350.00	.750	04/12/2018	100,350.00	.750	71
AG1701220	230561	3010	DAVID CLAYPOOL	04/20/2017	100,350.00	.750	04/12/2018	100,350.00	.750	71
AG1701238	230562	3010	STALDER&STALDER ENTERPRI	04/20/2017	110,350.00	.750	04/12/2018	110,350.00	.750	71
AG1701246	230563	3010	BRIAN NEELEY	04/20/2017	120,350.00	.750	04/12/2018	120,350.00	.750	71
AG1701253	230564	3010	JOHN HINTZ	04/20/2017	140,250.00	.750	04/12/2018	140,250.00	.750	71
AG1701261	230565	3010	DAVID BRANDT	04/20/2017	145,350.00	.750	04/12/2018	145,350.00	.750	71
AG1701279	230566	3010	LAMP FAMILY FARMS INC	04/20/2017	150,000.00	.750	04/12/2018	150,000.00	.750	71
AG1701667	230567	3010	DANNY L. CRAIG	04/21/2017	25,000.00	.750	04/12/2018	25,000.00	.750	71
AG1701675	230568	3010	JEREMY GILDOW	04/21/2017	35,000.00	.750	04/12/2018	35,000.00	.750	71



Run Date: 2/5/2018 9:58:38 AM

Investments Outstanding As Of Date: 1/31/2018

INVENTORY BY MATURITY REPORT

CUSIP	Investment #	Fund	Issuer	Purchase Date	Current Book	Current Rate	Maturity Date	Current Par	YTM	Days to Maturity
AG1701683	230569	3010	MARK WOLFE	04/21/2017	40,000.00	.750	04/12/2018	40,000.00	.750	71
AG1701691	230570	3010	NOAH KEMP	04/21/2017	50,000.00	.750	04/12/2018	50,000.00	.750	71
AG1701709	230571	3010	JAMES WATKINS	04/21/2017	100,000.00	.750	04/12/2018	100,000.00	.750	71
AG1701717	230572	3010	KEMP & SONS FARMS LLC	04/21/2017	150,000.00	.750	04/12/2018	150,000.00	.750	71
AG1701725	230573	3010	KYLE HOSTETLER	04/21/2017	70,000.00	.750	04/12/2018	70,000.00	.750	71
AG1701733	230574	3010	KRAMER HOMESTEAD INC.	04/21/2017	90,000.00	.750	04/12/2018	90,000.00	.750	71
AG1701741	230575	3010	MICHAEL R. OMAN	04/21/2017	90,000.00	.750	04/12/2018	90,000.00	.750	71
AG1701287	230576	3010	WALNUT CREEK SEEDS LLC	04/20/2017	150,000.00	.750	04/12/2018	150,000.00	.750	71
AG1701758	230577	3010	BROCK YUTZY	04/21/2017	90,000.00	.750	04/12/2018	90,000.00	.750	71
AG1701295	230578	3010	STRICKLER FAMILY FARMS LL	04/20/2017	150,000.00	.750	04/12/2018	150,000.00	.750	71
AG1701766	230579	3010	JON GINGERICH	04/21/2017	90,000.00	.750	04/12/2018	90,000.00	.750	71
AG1701774	230580	3010	RAYMOND KUHNS	04/21/2017	100,000.00	.750	04/12/2018	100,000.00	.750	71
AG1701303	230581	3010	JASON CLAYPOOL	04/20/2017	150,000.00	.750	04/12/2018	150,000.00	.750	71
AG1701782	230582	3010	LOCIN FARM LLC	04/21/2017	100,000.00	.750	04/12/2018	100,000.00	.750	71
AG1701311	230583	3010	TIMOTHY CLAYPOOL	04/20/2017	150,000.00	.750	04/12/2018	150,000.00	.750	71
AG1701790	230584	3010	JOHN KAUFFMAN JR.	04/21/2017	150,000.00	.750	04/12/2018	150,000.00	.750	71
AG1701865	230585	3010	H&J FARMS LLC	04/21/2017	150,000.00	.750	04/12/2018	150,000.00	.750	71
AG1701329	230586	3010	GEARHART FARMS LLC	04/20/2017	25,000.00	.750	04/12/2018	25,000.00	.750	71
AG1701808	230587	3010	JEFFERY L. ROBINSON	04/21/2017	150,000.00	.750	04/12/2018	150,000.00	.750	71
AG1701816	230588	3010	ROGER STRALEY	04/21/2017	150,000.00	.750	04/12/2018	150,000.00	.750	71
AG1701873	230589	3010	HOSTETLER FAMILY FARMS LL	04/21/2017	150,000.00	.750	04/12/2018	150,000.00	.750	71
AG1701337	230590	3010	CLINTON BEAVERS	04/20/2017	25,000.00	.750	04/12/2018	25,000.00	.750	71
AG1701824	230591	3010	JAMES A. GRAY	04/21/2017	150,000.00	.750	04/12/2018	150,000.00	.750	71
AG1701832	230592	3010	NAVE-FIELD FARMS LLC	04/21/2017	150,000.00	.750	04/12/2018	150,000.00	.750	71
AG1701345	230593	3010	MARK SCARPITTI	04/20/2017	30,000.00	.750	04/12/2018	30,000.00	.750	71
AG1701881	230594	3010	JJ WALTON FARMS LLC	04/21/2017	150,000.00	.750	04/12/2018	150,000.00	.750	71
AG1701840	230595	3010	ROBERT C. MITCHELL	04/21/2017	150,000.00	.750	04/12/2018	150,000.00	.750	71
AG1701899	230596	3010	MARLIN YUTZY	04/21/2017	150,000.00	.750	04/12/2018	150,000.00	.750	71
AG1701352	230597	3010	FLAT-MAPLE FARM	04/20/2017	35,000.00	.750	04/12/2018	35,000.00	.750	71
AG1701857	230598	3010	KYLE YUTZY	04/21/2017	150,000.00	.750	04/12/2018	150,000.00	.750	71
AG1701360	230599	3010	ARROW CREEK FARM	04/20/2017	40,000.00	.750	04/12/2018	40,000.00	.750	71
AG1701378	230600	3010	GDR FARMS LLC	04/20/2017	50,000.00	.750	04/12/2018	50,000.00	.750	71
AG1701386	230601	3010	PAUL D BROWN	04/20/2017	80,000.00	.750	04/12/2018	80,000.00	.750	71



Run Date: 2/5/2018 9:58:38 AM

Investments Outstanding As Of Date: 1/31/2018

INVENTORY BY MATURITY REPORT

CUSIP	Investment #	Fund	Issuer	Purchase Date	Current Book	Current Rate	Maturity Date	Current Par	YTM	Days to Maturity
AG1701907	230602	3010	BRAD MATTIX	04/21/2017	150,000.00	.750	04/12/2018	150,000.00	.750	71
AG1701394	230603	3010	CLIFTON FAMILY FARM PARTN	04/20/2017	150,000.00	.750	04/12/2018	150,000.00	.750	71
AG1701915	230604	3010	GUY GREEN	04/21/2017	150,000.00	.750	04/12/2018	150,000.00	.750	71
AG1701402	230605	3010	GRAVES BROTHERS	04/20/2017	150,000.00	.750	04/12/2018	150,000.00	.750	71
AG1701923	230606	3010	MICHAEL SULLIVAN	04/21/2017	15,000.00	.750	04/12/2018	15,000.00	.750	71
AG1701410	230607	3010	MARK LITTLE	04/20/2017	150,000.00	.750	04/12/2018	150,000.00	.750	71
AG1701931	230608	3010	NATHANIEL PRICE	04/21/2017	25,000.00	.750	04/12/2018	25,000.00	.750	71
AG1701428	230609	3010	METZGER BROTHERS	04/20/2017	150,000.00	.750	04/12/2018	150,000.00	.750	71
AG1701949	230610	3010	COREY HALL	04/21/2017	60,000.00	.750	04/12/2018	60,000.00	.750	71
AG1701436	230611	3010	JOHN D CAUDILL	04/20/2017	150,000.00	.750	04/12/2018	150,000.00	.750	71
AG1701956	230612	3010	JEFFREY WALL	04/21/2017	105,000.00	.750	04/12/2018	105,000.00	.750	71
AG1701444	230613	3010	WILLIAM R CAUDILL	04/20/2017	150,000.00	.750	04/12/2018	150,000.00	.750	71
AG1701964	230614	3010	TIMOTHY LYDEN	04/21/2017	115,000.00	.750	04/12/2018	115,000.00	.750	71
AG1701451	230615	3010	SEAN MCKEE	04/20/2017	150,000.00	.750	04/12/2018	150,000.00	.750	71
AG1701972	230616	3010	JAMES MONROE	04/21/2017	123,000.00	.750	04/12/2018	123,000.00	.750	71
AG1701469	230617	3010	TIMOTHY S KNISLEY	04/20/2017	150,000.00	.750	04/12/2018	150,000.00	.750	71
AG1701980	230618	3010	JAMES JEREW	04/21/2017	148,000.00	.750	04/12/2018	148,000.00	.750	71
AG1701998	230619	3010	SUNNY LANE FARM	04/21/2017	150,000.00	.750	04/12/2018	150,000.00	.750	71
AG1702004	230620	3010	D & S FARMS	04/21/2017	150,000.00	.750	04/12/2018	150,000.00	.750	71
AG1702558	230632	3010	JOEL WISH	04/20/2017	25,000.00	.750	04/12/2018	25,000.00	.750	71
AG1702566	230633	3010	MICHAEL MAXSON	04/20/2017	40,000.00	.750	04/12/2018	40,000.00	.750	71
AG1702574	230634	3010	DANIEL MAXSON	04/20/2017	40,000.00	.750	04/12/2018	40,000.00	.750	71
AG1702582	230635	3010	JONATHAN HILDEBRAND	04/20/2017	40,000.00	.750	04/12/2018	40,000.00	.750	71
AG1702590	230636	3010	WINDY KNOLL FARM	04/20/2017	50,000.00	.750	04/12/2018	50,000.00	.750	71
AG1702608	230637	3010	LARRY TIMMONS JR.	04/20/2017	50,000.00	.750	04/12/2018	50,000.00	.750	71
AG1702616	230638	3010	JONATHAN DAVID KING	04/20/2017	60,000.00	.750	04/12/2018	60,000.00	.750	71
AG1702624	230639	3010	JASON RYAN	04/20/2017	65,000.00	.750	04/12/2018	65,000.00	.750	71
AG1702632	230641	3010	MARY LU SWARTZ	04/20/2017	75,000.00	.750	04/12/2018	75,000.00	.750	71
AG1702640	230644	3010	ROBERT LEEDS	04/20/2017	80,000.00	.750	04/12/2018	80,000.00	.750	71
AG1702657	230645	3010	DALE MAXSON	04/20/2017	100,000.00	.750	04/12/2018	100,000.00	.750	71
AG1702665	230646	3010	JANET GENTIS TRUST	04/20/2017	100,000.00	.750	04/12/2018	100,000.00	.750	71
AG1702673	230647	3010	JASON TIMMONS	04/20/2017	100,000.00	.750	04/12/2018	100,000.00	.750	71
AG1702681	230648	3010	DARRELL RAMSEY	04/20/2017	100,000.00	.750	04/12/2018	100,000.00	.750	71



Run Date: 2/5/2018 9:58:38 AM

Investments Outstanding As Of Date: 1/31/2018

INVENTORY BY MATURITY REPORT

CUSIP	Investment #	Fund	Issuer	Purchase Date	Current Book	Current Rate	Maturity Date	Current Par	YTM	Days to Maturity
AG1702699	230649	3010	LEE FARMS	04/20/2017	100,000.00	.750	04/12/2018	100,000.00	.750	71
AG1702707	230650	3010	RICKY HAAG	04/20/2017	100,000.00	.750	04/12/2018	100,000.00	.750	71
AG1702715	230651	3010	LUCAS HAWKINS	04/20/2017	115,000.00	.750	04/12/2018	115,000.00	.750	71
AG1702723	230652	3010	C. KEITH HAWKINS	04/20/2017	115,000.00	.750	04/12/2018	115,000.00	.750	71
AG1702798	230653	3010	BRUNGARTH FAMILY FARMS L	04/20/2017	150,000.00	.750	04/12/2018	150,000.00	.750	71
AG1702806	230654	3010	BRUCE ROBERTS	04/20/2017	150,000.00	.750	04/12/2018	150,000.00	.750	71
AG1702814	230655	3010	JEREMY RENNER	04/20/2017	150,000.00	.750	04/12/2018	150,000.00	.750	71
AG1702822	230656	3010	KEITH ROBERTS	04/20/2017	150,000.00	.750	04/12/2018	150,000.00	.750	71
AG1702830	230657	3010	STEWART FARMS LLC	04/20/2017	150,000.00	.750	04/12/2018	150,000.00	.750	71
AG1702848	230658	3010	PHELPS FARM LLC	04/20/2017	150,000.00	.750	04/12/2018	150,000.00	.750	71
AG1702855	230659	3010	KENNETH OSBORN	04/20/2017	150,000.00	.750	04/12/2018	150,000.00	.750	71
AG1702863	230660	3010	JAMES AND LARRY TIMMONS	04/20/2017	150,000.00	.750	04/12/2018	150,000.00	.750	71
AG1702871	230661	3010	LILL FARMS INC.	04/20/2017	150,000.00	.750	04/12/2018	150,000.00	.750	71
AG1702889	230662	3010	LOUIS MEYER	04/20/2017	150,000.00	.750	04/12/2018	150,000.00	.750	71
AG1702897	230663	3010	RIDDLE BROTHERS	04/20/2017	50,000.00	.750	04/12/2018	50,000.00	.750	71
AG1702905	230664	3010	WILLIAM JURICH	04/20/2017	80,000.00	.750	04/12/2018	80,000.00	.750	71
AG1702913	230665	3010	JOHN COOK II	04/20/2017	100,000.00	.750	04/12/2018	100,000.00	.750	71
AG1702921	230666	3010	H. RICHARD WOLFE	04/20/2017	100,000.00	.750	04/12/2018	100,000.00	.750	71
AG1702731	230667	3010	JOSHUA BLAZIER	04/20/2017	150,000.00	.750	04/12/2018	150,000.00	.750	71
AG1702939	230668	3010	TERRY E WRIGHT	04/20/2017	150,000.00	.750	04/12/2018	150,000.00	.750	71
AG1702749	230669	3010	DALE SIEBOLD	04/20/2017	150,000.00	.750	04/12/2018	150,000.00	.750	71
AG1702947	230670	3010	JAMES HAGLER	04/20/2017	150,000.00	.750	04/12/2018	150,000.00	.750	71
AG1702756	230671	3010	BRIAN CALL	04/20/2017	150,000.00	.750	04/12/2018	150,000.00	.750	71
AG1702954	230672	3010	PENDLETON FARMS	04/20/2017	150,000.00	.750	04/12/2018	150,000.00	.750	71
AG1702764	230673	3010	WISHWELL FARMS	04/20/2017	150,000.00	.750	04/12/2018	150,000.00	.750	71
AG1702962	230674	3010	RATLIFF FARMS	04/20/2017	150,000.00	.750	04/12/2018	150,000.00	.750	71
AG1702772	230675	3010	CHRIS VALLERY	04/20/2017	150,000.00	.750	04/12/2018	150,000.00	.750	71
AG1702970	230676	3010	NEAL NOBLE	04/20/2017	150,000.00	.750	04/12/2018	150,000.00	.750	71
AG1702988	230677	3010	ZURMEHLY FARMS	04/20/2017	150,000.00	.750	04/12/2018	150,000.00	.750	71
AG1702780	230678	3010	DANNY STEWART	04/20/2017	150,000.00	.750	04/12/2018	150,000.00	.750	71
AG1702996	230679	3010	JOHN KINZER JR.	04/20/2017	150,000.00	.750	04/12/2018	150,000.00	.750	71
AG1703002	230680	3010	GABRIEL M WEAVER	04/20/2017	150,000.00	.750	04/12/2018	150,000.00	.750	71
AG1703010	230681	3010	THOMPSON CREEK FARMS LLC	04/20/2017	150,000.00	.750	04/12/2018	150,000.00	.750	71



Run Date: 2/5/2018 9:58:38 AM

Investments Outstanding As Of Date: 1/31/2018

INVENTORY BY MATURITY REPORT

CUSIP	Investment #	Fund	Issuer	Purchase Date	Current Book	Current Rate	Maturity Date	Current Par	YTM	Days to Maturity
AG1703028	230682	3010	LAMAR RATLIFF FARMS LLC	04/20/2017	150,000.00	.750	04/12/2018	150,000.00	.750	71
AG1703036	230683	3010	BONHAM FARMS LLC	04/20/2017	150,000.00	.750	04/12/2018	150,000.00	.750	71
AG1703044	230684	3010	JEFFREY THOMPSON	04/20/2017	150,000.00	.750	04/12/2018	150,000.00	.750	71
AG1703051	230685	3010	MICHAEL LANMAN	04/20/2017	150,000.00	.750	04/12/2018	150,000.00	.750	71
AG1703069	230686	3010	JOHN WEAVER	04/20/2017	150,000.00	.750	04/12/2018	150,000.00	.750	71
AG1703077	230687	3010	LAWRENCE HAGLER	04/20/2017	150,000.00	.750	04/12/2018	150,000.00	.750	71
AG1703085	230688	3010	ANDERSON FARMS A GENERA	04/20/2017	150,000.00	.750	04/12/2018	150,000.00	.750	71
AG1703093	230689	3010	JOHN PERSINGER	04/20/2017	150,000.00	.750	04/12/2018	150,000.00	.750	71
AG1703101	230690	3010	JAMES K MINSHALL	04/20/2017	55,000.00	.750	04/12/2018	55,000.00	.750	71
AG1703119	230691	3010	RYAN SKINNER	04/20/2017	20,000.00	.750	04/12/2018	20,000.00	.750	71
AG1703127	230692	3010	MICHAEL EDGINGTON	04/20/2017	20,000.00	.750	04/12/2018	20,000.00	.750	71
AG1703135	230693	3010	MARY HADDOX	04/20/2017	20,250.00	.750	04/12/2018	20,250.00	.750	71
AG1703143	230694	3010	JAMES WINTER	04/20/2017	25,000.00	.750	04/12/2018	25,000.00	.750	71
AG1703150	230695	3010	PAUL RHOADS	04/20/2017	28,250.00	.750	04/12/2018	28,250.00	.750	71
AG1703168	230696	3010	KEVIN BEAVERS	04/20/2017	30,000.00	.750	04/12/2018	30,000.00	.750	71
AG1703176	230697	3010	JUSTIN LEIST	04/20/2017	30,000.00	.750	04/12/2018	30,000.00	.750	71
AG1703184	230698	3010	CHRISTOPHER DAVIS	04/20/2017	33,000.00	.750	04/12/2018	33,000.00	.750	71
AG1703192	230699	3010	GARY DAVIS	04/20/2017	35,200.00	.750	04/12/2018	35,200.00	.750	71
AG1703200	230700	3010	BRIAN HELSER	04/20/2017	40,250.00	.750	04/12/2018	40,250.00	.750	71
AG1703218	230701	3010	MATTHEW WRIGHT	04/20/2017	50,000.00	.750	04/12/2018	50,000.00	.750	71
AG1703226	230702	3010	DAVID R WIGET	04/20/2017	50,000.00	.750	04/12/2018	50,000.00	.750	71
AG1703234	230703	3010	LYLE RICER	04/20/2017	50,000.00	.750	04/12/2018	50,000.00	.750	71
AG1703242	230704	3010	R STEVE RICKLY	04/20/2017	60,000.00	.750	04/12/2018	60,000.00	.750	71
AG1703259	230705	3010	ZACK SMITH	04/20/2017	75,000.00	.750	04/12/2018	75,000.00	.750	71
AG1703267	230706	3010	DALE SMITH	04/20/2017	75,000.00	.750	04/12/2018	75,000.00	.750	71
AG1703275	230707	3010	RUSSELL FOSTER	04/20/2017	90,350.00	.750	04/12/2018	90,350.00	.750	71
AG1703283	230708	3010	RUSSELL WISCHMEYER	04/20/2017	100,000.00	.750	04/12/2018	100,000.00	.750	71
AG1703317	230709	3010	FAIRFIELD CATTLE CO. INC.	04/20/2017	150,000.00	.750	04/12/2018	150,000.00	.750	71
AG1703325	230710	3010	JAMES COOKSEY	04/20/2017	150,000.00	.750	04/12/2018	150,000.00	.750	71
AG1703291	230711	3010	AARON KULL	04/20/2017	110,000.00	.750	04/12/2018	110,000.00	.750	71
AG1703333	230712	3010	ROBERT MINSHALL	04/20/2017	150,000.00	.750	04/12/2018	150,000.00	.750	71
AG1703309	230713	3010	CLEARVIEW FARMS INC.	04/20/2017	130,000.00	.750	04/12/2018	130,000.00	.750	71
AG1703341	230714	3010	JOHN GEARHERT	04/20/2017	150,000.00	.750	04/12/2018	150,000.00	.750	71



Run Date: 2/5/2018 9:58:38 AM

Investments Outstanding As Of Date: 1/31/2018

INVENTORY BY MATURITY REPORT

CUSIP	Investment #	Fund	Issuer	Purchase Date	Current Book	Current Rate	Maturity Date	Current Par	YTM	Days to Maturity
AG1703358	230715	3010	ROWLES ENTERPRISES LTD	04/20/2017	150,000.00	.750	04/12/2018	150,000.00	.750	71
AG1703366	230716	3010	RADCLIFF VENTURES LLC	04/20/2017	150,000.00	.750	04/12/2018	150,000.00	.750	71
AG1703374	230717	3010	ROWLES FARMS INC.	04/20/2017	150,000.00	.750	04/12/2018	150,000.00	.750	71
AG1703382	230718	3010	KYLE HUPP	04/20/2017	150,000.00	.750	04/12/2018	150,000.00	.750	71
AG1703390	230719	3010	LESTER LEWIS	04/20/2017	150,000.00	.750	04/12/2018	150,000.00	.750	71
AG1703408	230720	3010	KYLE REICHELDERFER	04/20/2017	150,000.00	.750	04/12/2018	150,000.00	.750	71
AG1703416	230721	3010	DEVIN WELLER	04/20/2017	150,000.00	.750	04/12/2018	150,000.00	.750	71
AG1703424	230722	3010	SAMUAL DULAP	04/20/2017	150,000.00	.750	04/12/2018	150,000.00	.750	71
AG1703523	230723	3010	B & D FARMS	04/20/2017	150,000.00	.750	04/12/2018	150,000.00	.750	71
AG1703432	230724	3010	GAB HAMMAN FARMS	04/20/2017	150,000.00	.750	04/12/2018	150,000.00	.750	71
AG1703531	230725	3010	STEVE A GIFFORD	04/20/2017	150,000.00	.750	04/12/2018	150,000.00	.750	71
AG1703440	230726	3010	JAY H WIPPEL	04/20/2017	150,000.00	.750	04/12/2018	150,000.00	.750	71
AG1703457	230727	3010	STEVE HINES	04/20/2017	150,000.00	.750	04/12/2018	150,000.00	.750	71
AG1703549	230728	3010	JOHN FOX	04/20/2017	150,000.00	.750	04/12/2018	150,000.00	.750	71
AG1703465	230729	3010	WILLIAM A RITTINGER	04/20/2017	150,000.00	.750	04/12/2018	150,000.00	.750	71
AG1703473	230730	3010	JAMES JEPSEN	04/20/2017	150,000.00	.750	04/12/2018	150,000.00	.750	71
AG1703556	230731	3010	ORVILLE GIFFORD	04/20/2017	150,000.00	.750	04/12/2018	150,000.00	.750	71
AG1703481	230732	3010	STRICKLER FARMS LLC	04/20/2017	150,000.00	.750	04/12/2018	150,000.00	.750	71
AG1703499	230733	3010	ORR FARMS	04/20/2017	150,000.00	.750	04/12/2018	150,000.00	.750	71
AG1703564	230734	3010	WILBUR SEVER III	04/20/2017	150,000.00	.750	04/12/2018	150,000.00	.750	71
AG1703507	230735	3010	ROB STILWELL	04/20/2017	150,000.00	.750	04/12/2018	150,000.00	.750	71
AG1703572	230736	3010	RUFF SEED FARMS INC.	04/20/2017	150,000.00	.750	04/12/2018	150,000.00	.750	71
AG1703515	230737	3010	CHAD L HOFFMAN	04/20/2017	150,000.00	.750	04/12/2018	150,000.00	.750	71
AG1703580	230738	3010	DAVID DELONG	04/20/2017	150,000.00	.750	04/12/2018	150,000.00	.750	71
AG1703598	230739	3010	JASON GREEN	04/20/2017	150,000.00	.750	04/12/2018	150,000.00	.750	71
AG1703606	230740	3010	J ADAMS FARMS LLC	04/20/2017	150,000.00	.750	04/12/2018	150,000.00	.750	71
AG1703739	230741	3010	CUPP FARMS	04/20/2017	150,000.00	.750	04/12/2018	150,000.00	.750	71
AG1703614	230742	3010	KEITH PETERS LLC	04/20/2017	150,000.00	.750	04/12/2018	150,000.00	.750	71
AG1703747	230743	3010	STEVE SUVER	04/20/2017	150,000.00	.750	04/12/2018	150,000.00	.750	71
AG1703622	230744	3010	J DOUGLAS GIFFORD	04/20/2017	150,000.00	.750	04/12/2018	150,000.00	.750	71
AG1703754	230745	3010	BRYAN HUPP	04/20/2017	150,000.00	.750	04/12/2018	150,000.00	.750	71
AG1703762	230746	3010	WYATT WILSON	04/20/2017	150,000.00	.750	04/12/2018	150,000.00	.750	71
AG1703630	230747	3010	DELBERT NEFF	04/20/2017	150,000.00	.750	04/12/2018	150,000.00	.750	71



Run Date: 2/5/2018 9:58:38 AM

Investments Outstanding As Of Date: 1/31/2018

INVENTORY BY MATURITY REPORT

CUSIP	Investment #	Fund	Issuer	Purchase Date	Current Book	Current Rate	Maturity Date	Current Par	YTM	Days to Maturity
AG1703770	230748	3010	TWO L FARMS INC.	04/20/2017	150,000.00	.750	04/12/2018	150,000.00	.750	71
AG1703648	230749	3010	CRAZY HORSE ENT. INC.	04/20/2017	150,000.00	.750	04/12/2018	150,000.00	.750	71
AG1703788	230750	3010	KEVIN ROBERTS	04/20/2017	10,000.00	.750	04/12/2018	10,000.00	.750	71
AG1703796	230751	3010	BRADY MILLER	04/20/2017	60,000.00	.750	04/12/2018	60,000.00	.750	71
AG1703655	230752	3010	TRAVIS CUPP	04/20/2017	150,000.00	.750	04/12/2018	150,000.00	.750	71
AG1703804	230753	3010	MCCRAY FARMS	04/20/2017	150,000.00	.750	04/12/2018	150,000.00	.750	71
AG1703663	230754	3010	JOHN G WAIDELICH	04/20/2017	150,000.00	.750	04/12/2018	150,000.00	.750	71
AG1703812	230755	3010	JAMES KUHLEWEIN	04/20/2017	25,000.00	.750	04/12/2018	25,000.00	.750	71
AG1703820	230756	3010	RYAN MAST	04/20/2017	150,000.00	.750	04/12/2018	150,000.00	.750	71
AG1703671	230757	3010	BROOKS MCCOY	04/20/2017	150,000.00	.750	04/12/2018	150,000.00	.750	71
AG1703838	230758	3010	D & D PETERS LLC	04/20/2017	150,000.00	.750	04/12/2018	150,000.00	.750	71
AG1703846	230759	3010	A & R FARMS OHIO LLC	04/20/2017	150,000.00	.750	04/12/2018	150,000.00	.750	71
AG1703689	230760	3010	WILLIAM HOSKINSON	04/20/2017	150,000.00	.750	04/12/2018	150,000.00	.750	71
AG1703853	230761	3010	NEIL DOERSAM	04/20/2017	150,000.00	.750	04/12/2018	150,000.00	.750	71
AG1703861	230762	3010	RONALD JAHN	04/20/2017	150,000.00	.750	04/12/2018	150,000.00	.750	71
AG1703697	230763	3010	DRESBACH FARMS INCORPOR	04/20/2017	150,000.00	.750	04/12/2018	150,000.00	.750	71
AG1703879	230764	3010	THOMAS CONNER	04/20/2017	45,000.00	.750	04/12/2018	45,000.00	.750	71
AG1703887	230765	3010	JONATHON EVANS	04/20/2017	4,000.00	.750	04/12/2018	4,000.00	.750	71
AG1703705	230766	3010	DAVID STEELE	04/20/2017	150,000.00	.750	04/12/2018	150,000.00	.750	71
AG1703895	230767	3010	JOSHUA W ROBERTS	04/20/2017	20,000.00	.750	04/12/2018	20,000.00	.750	71
AG1703903	230768	3010	MICHAEL MILLER	04/20/2017	25,000.00	.750	04/12/2018	25,000.00	.750	71
AG1703713	230769	3010	BRYANT AGRICULTURE ENTER	04/20/2017	150,000.00	.750	04/12/2018	150,000.00	.750	71
AG1703911	230770	3010	DALE ROUSH	04/20/2017	25,000.00	.750	04/12/2018	25,000.00	.750	71
AG1703929	230771	3010	JASON SHARP	04/20/2017	35,000.00	.750	04/12/2018	35,000.00	.750	71
AG1703721	230772	3010	ALLEN ETT	04/20/2017	150,000.00	.750	04/12/2018	150,000.00	.750	71
AG1703937	230773	3010	NATHAN EHMAN	04/20/2017	40,000.00	.750	04/12/2018	40,000.00	.750	71
AG1703945	230774	3010	MATTHEW ROUSH	04/20/2017	40,000.00	.750	04/12/2018	40,000.00	.750	71
AG1703952	230775	3010	JACOB SHAFFER	04/20/2017	45,000.00	.750	04/12/2018	45,000.00	.750	71
AG1703960	230776	3010	NEW CENTURY CSA LLC	04/20/2017	55,000.00	.750	04/12/2018	55,000.00	.750	71
AG1703978	230777	3010	WAYNE PATRICK	04/20/2017	60,000.00	.750	04/12/2018	60,000.00	.750	71
AG1703986	230778	3010	JOHN STROUS	04/20/2017	64,000.00	.750	04/12/2018	64,000.00	.750	71
AG1703994	230779	3010	CAROL ROUSH	04/20/2017	75,000.00	.750	04/12/2018	75,000.00	.750	71
AG1704000	230780	3010	WAYNE ROBERTS	04/20/2017	80,000.00	.750	04/12/2018	80,000.00	.750	71



Run Date: 2/5/2018 9:58:38 AM

Investments Outstanding As Of Date: 1/31/2018

INVENTORY BY MATURITY REPORT

CUSIP	Investment #	Fund	Issuer	Purchase Date	Current Book	Current Rate	Maturity Date	Current Par	YTM	Days to Maturity
AG1704018	230781	3010	JOHN ROBERTS	04/20/2017	90,000.00	.750	04/12/2018	90,000.00	.750	71
AG1704026	230782	3010	RICHARD MCPHERSON	04/20/2017	150,000.00	.750	04/12/2018	150,000.00	.750	71
AG1704034	230783	3010	DENNIS ZEIGLER	04/20/2017	150,000.00	.750	04/12/2018	150,000.00	.750	71
AG1702236	230784	3010	BRUCE SHOLL	04/21/2017	150,000.00	.750	04/12/2018	150,000.00	.750	71
AG1704042	230785	3010	HASTINGS FARMS GENERAL P	04/20/2017	150,000.00	.750	04/12/2018	150,000.00	.750	71
AG1704059	230786	3010	LARRY HAY	04/20/2017	150,000.00	.750	04/12/2018	150,000.00	.750	71
AG1704067	230787	3010	JOHN GIFFORD	04/20/2017	150,000.00	.750	04/12/2018	150,000.00	.750	71
AG1704075	230788	3010	EWING & SON FARMS LLC	04/20/2017	150,000.00	.750	04/12/2018	150,000.00	.750	71
AG1702244	230789	3010	STUCKEY BROTHERS CONTRA	04/21/2017	150,000.00	.750	04/12/2018	150,000.00	.750	71
AG1702251	230790	3010	HAACK FARMS INC	04/21/2017	150,000.00	.750	04/12/2018	150,000.00	.750	71
AG1704083	230791	3010	RYAN WILSON	04/20/2017	150,000.00	.750	04/12/2018	150,000.00	.750	71
AG1704091	230792	3010	STEVE RILEY	04/20/2017	150,000.00	.750	04/12/2018	150,000.00	.750	71
AG1704109	230793	3010	DONALD SHAW JR.	04/20/2017	150,000.00	.750	04/12/2018	150,000.00	.750	71
AG1702269	230794	3010	DEAN NOFZIGER	04/21/2017	150,000.00	.750	04/12/2018	150,000.00	.750	71
AG1704117	230795	3010	JOHN HOFFMAN	04/20/2017	150,000.00	.750	04/12/2018	150,000.00	.750	71
AG1704125	230796	3010	JOHN M. BELL	04/20/2017	150,000.00	.750	04/12/2018	150,000.00	.750	71
AG1704133	230797	3010	ADAM PETERS	04/20/2017	50,000.00	.750	04/12/2018	50,000.00	.750	71
AG1702277	230798	3010	JANE LIGHTHILL	04/21/2017	150,000.00	.750	04/12/2018	150,000.00	.750	71
AG1704141	230799	3010	CHARLES PERRILL	04/20/2017	100,300.00	.750	04/12/2018	100,300.00	.750	71
AG1704158	230800	3010	BRYAN J CROSIER	04/20/2017	85,000.00	.750	04/12/2018	85,000.00	.750	71
AG1702285	230801	3010	RICHARD BURK	04/21/2017	150,000.00	.750	04/12/2018	150,000.00	.750	71
AG1702293	230802	3010	WILLIAM BAUMAN	04/21/2017	150,000.00	.750	04/12/2018	150,000.00	.750	71
AG1702301	230803	3010	BRADY WOOLACE	04/21/2017	150,000.00	.750	04/12/2018	150,000.00	.750	71
AG1702319	230804	3010	MICHAEL CARPENTER	04/21/2017	150,000.00	.750	04/12/2018	150,000.00	.750	71
AG1702327	230805	3010	TED POHLMANN	04/21/2017	150,000.00	.750	04/12/2018	150,000.00	.750	71
AG1702335	230806	3010	LUCAS NOFZIGER	04/21/2017	150,000.00	.750	04/12/2018	150,000.00	.750	71
AG1704398	230822	3010	W.W. HUTTINGER	04/21/2017	100,000.00	.750	04/12/2018	100,000.00	.750	71
AG1704414	230824	3010	TWIN PINE FARMS	04/21/2017	150,000.00	.750	04/12/2018	150,000.00	.750	71
3133EHGF4	230825	1000	FFCB ADJUSTABLE RATE BON	04/20/2017	5,000,000.00	1.200	04/12/2018	5,000,000.00	1.200	71
AG1704422	230826	3010	JANET KUHLMAN	04/20/2017	115,000.00	.750	04/12/2018	115,000.00	.750	71
AG1704430	230827	3010	BARLAGE FARMS	04/20/2017	150,000.00	.750	04/12/2018	150,000.00	.750	71
AG1704448	230828	3010	KENNETH UNVERFERTH	04/20/2017	150,000.00	.750	04/12/2018	150,000.00	.750	71
AG1704455	230829	3010	LINCOLN NAFZIGER	04/20/2017	150,000.00	.750	04/12/2018	150,000.00	.750	71



Run Date: 2/5/2018 9:58:38 AM

Investments Outstanding As Of Date: 1/31/2018

INVENTORY BY MATURITY REPORT

CUSIP	Investment #	Fund	Issuer	Purchase Date	Current Book	Current Rate	Maturity Date	Current Par	YTM	Days to Maturity
AG1704463	230830	3010	CURTIS COOLEY	04/20/2017	150,000.00	.750	04/12/2018	150,000.00	.750	71
AG1704471	230831	3010	JEFFREY BEAVERSON	04/20/2017	100,000.00	.750	04/12/2018	100,000.00	.750	71
AG1704489	230832	3010	JOHN KURIVIAL	04/20/2017	150,000.00	.750	04/12/2018	150,000.00	.750	71
AG1702012	230834	3010	LESLIE SMITH	04/21/2017	25,000.00	.750	04/12/2018	25,000.00	.750	71
AG1702020	230835	3010	RANDALL STUCKEY	04/21/2017	50,000.00	.750	04/12/2018	50,000.00	.750	71
AG1702038	230836	3010	HAROLD JAMES NAGEL	04/21/2017	60,000.00	.750	04/12/2018	60,000.00	.750	71
AG1702046	230837	3010	LESLIE SCHAFFNER	04/21/2017	70,000.00	.750	04/12/2018	70,000.00	.750	71
AG1702053	230838	3010	KENNETH DURHAM	04/21/2017	95,000.00	.750	04/12/2018	95,000.00	.750	71
AG1702061	230839	3010	KENT LESTER	04/21/2017	100,000.00	.750	04/12/2018	100,000.00	.750	71
AG1702079	230840	3010	ALAN SCHAFFNER	04/21/2017	100,000.00	.750	04/12/2018	100,000.00	.750	71
AG1702087	230841	3010	MDMT FARMS LLC	04/21/2017	100,000.00	.750	04/12/2018	100,000.00	.750	71
AG1702095	230842	3010	RICKY HALL	04/21/2017	100,000.00	.750	04/12/2018	100,000.00	.750	71
AG1702103	230843	3010	GARY HAMMON	04/21/2017	125,000.00	.750	04/12/2018	125,000.00	.750	71
AG1702111	230845	3010	MITCHEL SCHAFFNER	04/21/2017	125,000.00	.750	04/12/2018	125,000.00	.750	71
AG1702129	230847	3010	KEVIN STONG	04/21/2017	130,000.00	.750	04/12/2018	130,000.00	.750	71
AG1702137	230849	3010	MASON FAMILY FARMS LLC	04/21/2017	150,000.00	.750	04/12/2018	150,000.00	.750	71
AG1702145	230850	3010	RAY LEPPELMEIER	04/21/2017	150,000.00	.750	04/12/2018	150,000.00	.750	71
AG1702152	230851	3010	DOUGLAS EISEL	04/21/2017	150,000.00	.750	04/12/2018	150,000.00	.750	71
AG1702160	230853	3010	JOHN RETHMEL	04/21/2017	150,000.00	.750	04/12/2018	150,000.00	.750	71
AG1702178	230854	3010	HOLLAND FARMS LLC	04/21/2017	150,000.00	.750	04/12/2018	150,000.00	.750	71
AG1702186	230855	3010	KEITH JONES	04/21/2017	150,000.00	.750	04/12/2018	150,000.00	.750	71
AG1702194	230856	3010	JAMES LEATHERMAN	04/21/2017	150,000.00	.750	04/12/2018	150,000.00	.750	71
AG1702202	230857	3010	JASON MEYERS	04/21/2017	150,000.00	.750	04/12/2018	150,000.00	.750	71
AG1702210	230858	3010	NEWCOMER FARMS INC.	04/21/2017	150,000.00	.750	04/12/2018	150,000.00	.750	71
AG1702228	230859	3010	GREGORY NOFZIGER	04/21/2017	150,000.00	.750	04/12/2018	150,000.00	.750	71
AG1702343	230860	3010	GREGORY OTTO	04/21/2017	150,000.00	.750	04/12/2018	150,000.00	.750	71
AG1702350	230861	3010	MATTHEW WALTERS	04/21/2017	35,000.00	.750	04/12/2018	35,000.00	.750	71
AG1702368	230862	3010	BRIAN ANDERSON	04/21/2017	50,000.00	.750	04/12/2018	50,000.00	.750	71
AG1702376	230863	3010	JONATHON LANG	04/21/2017	50,000.00	.750	04/12/2018	50,000.00	.750	71
AG1702384	230864	3010	CHARLES BRESLER	04/21/2017	100,000.00	.750	04/12/2018	100,000.00	.750	71
AG1704166	230866	3010	KENNETH SCHROEDER	04/21/2017	150,000.00	.750	04/12/2018	150,000.00	.750	71
AG1704174	230867	3010	JERRY HOFFMAN	04/21/2017	125,000.00	.750	04/12/2018	125,000.00	.750	71
AG1704182	230868	3010	RYAN ORDWAY	04/21/2017	60,000.00	.750	04/12/2018	60,000.00	.750	71



Run Date: 2/5/2018 9:58:38 AM

Investments Outstanding As Of Date: 1/31/2018

INVENTORY BY MATURITY REPORT

CUSIP	Investment #	Fund	Issuer	Purchase Date	Current Book	Current Rate	Maturity Date	Current Par	YTM	Days to Maturity
AG1704190	230869	3010	DENNIS STEFFAN	04/21/2017	50,000.00	.750	04/12/2018	50,000.00	.750	71
AG1704208	230870	3010	TIMOTHY SCHROEDER	04/21/2017	50,000.00	.750	04/12/2018	50,000.00	.750	71
AG1704216	230871	3010	OSCAR S SCHROEDER	04/21/2017	150,000.00	.750	04/12/2018	150,000.00	.750	71
AG1704224	230872	3010	HASELMAN BROS.	04/21/2017	150,000.00	.750	04/12/2018	150,000.00	.750	71
AG1704232	230873	3010	MOENING FARMS LLC	04/21/2017	150,000.00	.750	04/12/2018	150,000.00	.750	71
AG1704240	230874	3010	MICHAEL BALBAUGH	04/21/2017	150,000.00	.750	04/12/2018	150,000.00	.750	71
AG1702400	230875	3010	GARY VOLLMAR	04/21/2017	100,000.00	.750	04/12/2018	100,000.00	.750	71
AG1704257	230876	3010	GERALD HASELMAN	04/21/2017	65,000.00	.750	04/12/2018	65,000.00	.750	71
AG1704265	230877	3010	PALTE FARMS	04/21/2017	125,000.00	.750	04/12/2018	125,000.00	.750	71
AG1704273	230878	3010	LEONARD MICHEL	04/21/2017	100,000.00	.750	04/12/2018	100,000.00	.750	71
AG1704281	230879	3010	JOE SCHROEDER	04/21/2017	100,000.00	.750	04/12/2018	100,000.00	.750	71
AG1704299	230880	3010	HAROLD ROY	04/21/2017	125,000.00	.750	04/12/2018	125,000.00	.750	71
AG1704307	230881	3010	RA SCHROEDER FARMS INC.	04/21/2017	150,000.00	.750	04/12/2018	150,000.00	.750	71
AG1702418	230882	3010	HARRISON TRAIL FARMS	04/21/2017	100,000.00	.750	04/12/2018	100,000.00	.750	71
AG1702426	230883	3010	EDWARD HUFFMAN	04/21/2017	150,000.00	.750	04/12/2018	150,000.00	.750	71
AG1704315	230884	3010	GARY ORDWAY	04/21/2017	80,000.00	.750	04/12/2018	80,000.00	.750	71
AG1704323	230885	3010	DANNY ROE	04/21/2017	150,000.00	.750	04/12/2018	150,000.00	.750	71
AG1704331	230886	3010	CHAD AND JASON PESTER	04/21/2017	90,000.00	.750	04/12/2018	90,000.00	.750	71
AG1704349	230887	3010	JEFFREY STEFFAN	04/21/2017	150,000.00	.750	04/12/2018	150,000.00	.750	71
AG1704356	230888	3010	DOUGLAS MANGAS	04/21/2017	150,000.00	.750	04/12/2018	150,000.00	.750	71
AG1704364	230889	3010	ROGER NIESE	04/21/2017	90,000.00	.750	04/12/2018	90,000.00	.750	71
AG1704372	230890	3010	GARY NIESE	04/21/2017	150,000.00	.750	04/12/2018	150,000.00	.750	71
AG1704380	230891	3010	CHARLES SCHECKELHOFF	04/21/2017	100,000.00	.750	04/12/2018	100,000.00	.750	71
AG1702434	230892	3010	THE ECKEL CATTLE COMPANY	04/21/2017	150,000.00	.750	04/12/2018	150,000.00	.750	71
AG1702442	230893	3010	MARK BOSS	04/21/2017	150,000.00	.750	04/12/2018	150,000.00	.750	71
AG1702459	230894	3010	JOHN YOUNG	04/21/2017	150,000.00	.750	04/12/2018	150,000.00	.750	71
AG1702467	230895	3010	TIMOTHY SHELINE	04/21/2017	150,000.00	.750	04/12/2018	150,000.00	.750	71
AG1702475	230898	3010	WULFF FARMS	04/21/2017	150,000.00	.750	04/12/2018	150,000.00	.750	71
AG1702483	230899	3010	D & S FARMS LLC	04/21/2017	150,000.00	.750	04/12/2018	150,000.00	.750	71
AG1702491	230900	3010	TRAVIS HARRISON	04/21/2017	150,000.00	.750	04/12/2018	150,000.00	.750	71
AG1702509	230901	3010	DAN & CHARM POTTER JOINT	04/21/2017	150,000.00	.750	04/12/2018	150,000.00	.750	71
AG1702517	230902	3010	ECKEL GRAIN FARMS LTD.	04/21/2017	150,000.00	.750	04/12/2018	150,000.00	.750	71
AG1702525	230903	3010	CLEAR VIEW FARMS	04/21/2017	150,000.00	.750	04/12/2018	150,000.00	.750	71



Run Date: 2/5/2018 9:58:38 AM

Investments Outstanding As Of Date: 1/31/2018

INVENTORY BY MATURITY REPORT

CUSIP	Investment #	Fund	Issuer	Purchase Date	Current Book	Current Rate	Maturity Date	Current Par	YTM	Days to Maturity
AG1702533	230904	3010	RICHARD WALTERS	04/21/2017	150,000.00	.750	04/12/2018	150,000.00	.750	71
AG1702541	230905	3010	JERREMY SIEFKER	04/21/2017	70,000.00	.750	04/12/2018	70,000.00	.750	71
AG1704505	230942	3010	ZEEDYK FARMS LLC	04/24/2017	150,000.00	.750	04/12/2018	150,000.00	.750	71
AG1704513	230943	3010	THOMAS WIEMKEN	04/24/2017	100,000.00	.750	04/12/2018	100,000.00	.750	71
AG1704521	230944	3010	JD ECKEL FAMILY FARMS LLC	04/24/2017	150,000.00	.750	04/12/2018	150,000.00	.750	71
AG1704539	230945	3010	RANDY CHAPMAN	04/24/2017	50,000.00	.750	04/12/2018	50,000.00	.750	71
AG1704547	230947	3010	AREND BROTHERS INC.	04/24/2017	150,000.00	.750	04/12/2018	150,000.00	.750	71
AG1704554	230948	3010	AUSTIN BOK	04/24/2017	45,000.00	.750	04/12/2018	45,000.00	.750	71
AG1704562	230949	3010	THOMAS SCHLACHTER	04/24/2017	55,000.00	.750	04/12/2018	55,000.00	.750	71
AG1704570	230950	3010	SPATIAL AG. SYSTEMS LLC	04/24/2017	150,000.00	.750	04/12/2018	150,000.00	.750	71
AG1704588	230951	3010	LEO SHININGER	04/24/2017	150,000.00	.750	04/12/2018	150,000.00	.750	71
AG1704596	230966	3010	ANDREWS FARMS INC	04/25/2017	150,000.00	.750	04/12/2018	150,000.00	.750	71
AG1704604	230968	3010	AC SCHROEDER LLC	04/25/2017	150,000.00	.750	04/12/2018	150,000.00	.750	71
AG1704612	230971	3010	BR FARMS LLC	04/25/2017	150,000.00	.750	04/12/2018	150,000.00	.750	71
AG1704620	231053	3010	SHOWALTER DAIRY FARMS LL	05/01/2017	150,000.00	.750	04/12/2018	150,000.00	.750	71
AG1704638	231054	3010	MASON KISAMORE	05/01/2017	50,000.00	.750	04/12/2018	50,000.00	.750	71
AG1704646	231055	3010	IVAN ZIMMERMAN	05/01/2017	30,000.00	.750	04/12/2018	30,000.00	.750	71
AG1704653	231056	3010	AMOS LIVESTOCK EQUIPMENT	05/01/2017	60,000.00	.750	04/12/2018	60,000.00	.750	71
AG1704661	231057	3010	JAY & JEWEL AMSTUTZ	05/01/2017	30,000.00	.750	04/12/2018	30,000.00	.750	71
AG1704679	231058	3010	RICHARD GRAHAM	05/01/2017	25,000.00	.750	04/12/2018	25,000.00	.750	71
AG1704687	231059	3010	PEBBLE FARM	05/01/2017	20,000.00	.750	04/12/2018	20,000.00	.750	71
AG1704695	231060	3010	CRAIG E & LYNELLE J STOLLE	05/01/2017	30,000.00	.750	04/12/2018	30,000.00	.750	71
AG1704703	231061	3010	DAVID & JONATHAN DOTTERE	05/01/2017	150,000.00	.750	04/12/2018	150,000.00	.750	71
AG1704711	231062	3010	HODGE FARMS LLC	05/01/2017	100,000.00	.750	04/12/2018	100,000.00	.750	71
AG1704729	231063	3010	WILLIAM AND VICKIE ROHR	05/01/2017	150,000.00	.750	04/12/2018	150,000.00	.750	71
AG1704737	231064	3010	STACY J GIAUQUE	05/01/2017	125,000.00	.750	04/12/2018	125,000.00	.750	71
AG1704745	231065	3010	BRIAN GORTNER	05/01/2017	150,000.00	.750	04/12/2018	150,000.00	.750	71
AG1704752	231066	3010	SCHUEFLER FARMS LLC	05/01/2017	150,000.00	.750	04/12/2018	150,000.00	.750	71
AG1704760	231067	3010	CANTENDO ACRES GRAZELAN	05/01/2017	50,000.00	.750	04/12/2018	50,000.00	.750	71
AG1704778	231068	3010	ROY ANDREW LEID	05/01/2017	22,500.00	.750	04/12/2018	22,500.00	.750	71
AG1704786	231069	3010	DAVID & ANNE GASSER	05/01/2017	25,000.00	.750	04/12/2018	25,000.00	.750	71
AG1704794	231070	3010	DJR FARM LLC	05/01/2017	10,000.00	.750	04/12/2018	10,000.00	.750	71
AG1704802	231071	3010	PAUL & FANNIE MILLER	05/01/2017	20,000.00	.750	04/12/2018	20,000.00	.750	71



Run Date: 2/5/2018 9:58:38 AM

Investments Outstanding As Of Date: 1/31/2018

INVENTORY BY MATURITY REPORT

CUSIP	Investment #	Fund	Issuer	Purchase Date	Current Book	Current Rate	Maturity Date	Current Par	YTM	Days to Maturity
AG1704810	231072	3010	HAROLD & MARGARET MILLER	05/01/2017	55,000.00	.750	04/12/2018	55,000.00	.750	71
AG1704828	231073	3010	MACY & MICHAEL & LEANNE B	05/01/2017	20,000.00	.750	04/12/2018	20,000.00	.750	71
AG1705049	231074	3010	R E LUMBER AND LOGGING	05/01/2017	150,000.00	.750	04/12/2018	150,000.00	.750	71
AG1705056	231075	3010	EUGENE & MARY A BURKHOLD	05/01/2017	100,000.00	.750	04/12/2018	100,000.00	.750	71
AG1705064	231076	3010	BRYAN MILLER	05/01/2017	40,000.00	.750	04/12/2018	40,000.00	.750	71
AG1705072	231077	3010	KRAIG GASSER	05/01/2017	50,000.00	.750	04/12/2018	50,000.00	.750	71
AG1705080	231078	3010	RACE ROCK DAIRY FARM	05/01/2017	20,000.00	.750	04/12/2018	20,000.00	.750	71
AG1705098	231079	3010	ROHR FARMS SERVICE LLC	05/01/2017	150,000.00	.750	04/12/2018	150,000.00	.750	71
AG1705106	231080	3010	DOUGLASS GRAIN FARMS LLC	05/01/2017	150,000.00	.750	04/12/2018	150,000.00	.750	71
AG1705114	231081	3010	BRENEMAN FARMS INC	05/01/2017	50,000.00	.750	04/12/2018	50,000.00	.750	71
AG1705122	231082	3010	BRADLEY & MOLLY STULL	05/01/2017	35,000.00	.750	04/12/2018	35,000.00	.750	71
AG1705130	231083	3010	SETH S AMOS	05/01/2017	60,000.00	.750	04/12/2018	60,000.00	.750	71
AG1705148	231084	3010	FIVE POINTS FARM LLC	05/01/2017	150,000.00	.750	04/12/2018	150,000.00	.750	71
AG1705155	231085	3010	LOREN LARRY & DARRELL STE	05/01/2017	50,000.00	.750	04/12/2018	50,000.00	.750	71
AG1705163	231086	3010	DALEWYN C & JULIE M MARTI	05/01/2017	50,000.00	.750	04/12/2018	50,000.00	.750	71
AG1705171	231087	3010	ROSEDALE FARMS LLC	05/01/2017	150,000.00	.750	04/12/2018	150,000.00	.750	71
AG1705189	231088	3010	OPEN ROAD FARM LTD	05/01/2017	100,000.00	.750	04/12/2018	100,000.00	.750	71
AG1704836	231089	3010	LANG VUE FARMS LTD	05/01/2017	75,000.00	.750	04/12/2018	75,000.00	.750	71
AG1705197	231090	3010	WINDY WAY FARMS LTD	05/01/2017	150,000.00	.750	04/12/2018	150,000.00	.750	71
AG1705205	231091	3010	NATHAN L YODER	05/01/2017	50,000.00	.750	04/12/2018	50,000.00	.750	71
AG1704844	231092	3010	GEITGEY FARMS LLC	05/01/2017	35,000.00	.750	04/12/2018	35,000.00	.750	71
AG1705213	231093	3010	REGAN A & LAURA A KLINE	05/01/2017	40,212.00	.750	04/12/2018	40,212.00	.750	71
AG1704851	231094	3010	CLIFFORD SCHEIBE	05/01/2017	50,000.00	.750	04/12/2018	50,000.00	.750	71
AG1705221	231095	3010	TYLER STAHL	05/01/2017	15,000.00	.750	04/12/2018	15,000.00	.750	71
AG1705239	231096	3010	WASUKA FARMS INC	05/01/2017	150,000.00	.750	04/12/2018	150,000.00	.750	71
AG1705247	231097	3010	JONATHAN D & MARTHA G GO	05/01/2017	75,000.00	.750	04/12/2018	75,000.00	.750	71
AG1704869	231098	3010	MARTINS HILLCREST FARM LL	05/01/2017	100,000.00	.750	04/12/2018	100,000.00	.750	71
AG1704877	231099	3010	LEGEND DAIRY LTD	05/01/2017	150,000.00	.750	04/12/2018	150,000.00	.750	71
AG1704885	231100	3010	JOHN & PATRICIA STEINER	05/01/2017	20,000.00	.750	04/12/2018	20,000.00	.750	71
AG1704893	231101	3010	SCHIRM JERSEY FARM	05/01/2017	75,000.00	.750	04/12/2018	75,000.00	.750	71
AG1704901	231102	3010	GREG & CHALA TROYER	05/01/2017	75,000.00	.750	04/12/2018	75,000.00	.750	71
AG1704919	231103	3010	AGRI SOILS LTD	05/01/2017	150,000.00	.750	04/12/2018	150,000.00	.750	71
AG1704927	231104	3010	KLEVER HOLSTEIN FRM LIMIT	05/01/2017	86,000.00	.750	04/12/2018	86,000.00	.750	71



Run Date: 2/5/2018 9:58:38 AM

Investments Outstanding As Of Date: 1/31/2018

INVENTORY BY MATURITY REPORT

CUSIP	Investment #	Fund	Issuer	Purchase Date	Current Book	Current Rate	Maturity Date	Current Par	YTM	Days to Maturity
AG1704935	231105	3010	NATHAN GASSER	05/01/2017	100,000.00	.750	04/12/2018	100,000.00	.750	71
AG1704943	231107	3010	GALE & WYVIONA SAUSER	05/01/2017	40,000.00	.750	04/12/2018	40,000.00	.750	71
AG1704950	231108	3010	JON BRAD OCEL	05/01/2017	50,000.00	.750	04/12/2018	50,000.00	.750	71
AG1704968	231109	3010	LEROY J & MARTHA S MILLER	05/01/2017	20,000.00	.750	04/12/2018	20,000.00	.750	71
AG1704976	231110	3010	BENJAMIN L GOOD	05/01/2017	40,000.00	.750	04/12/2018	40,000.00	.750	71
AG1704984	231111	3010	ADRIAN & ALYSSA BEERY	05/01/2017	30,000.00	.750	04/12/2018	30,000.00	.750	71
AG1704992	231112	3010	LAROY WEAVER	05/01/2017	150,000.00	.750	04/12/2018	150,000.00	.750	71
AG1705007	231113	3010	RUPRECHT FARM LLC	05/01/2017	100,000.00	.750	04/12/2018	100,000.00	.750	71
AG1705015	231114	3010	SAMUEL BURKHOLDER	05/01/2017	60,000.00	.750	04/12/2018	60,000.00	.750	71
AG1705023	231115	3010	IVAN BURKHOLDER	05/01/2017	25,000.00	.750	04/12/2018	25,000.00	.750	71
AG1705031	231116	3010	KELLY MCKELVEY	05/01/2017	150,000.00	.750	04/12/2018	150,000.00	.750	71
AG1705254	231117	3010	BENJAMIN KLICK	05/01/2017	50,000.00	.750	04/12/2018	50,000.00	.750	71
AG1705262	231118	3010	CLINT J & CASSANDRA K KEE	05/01/2017	70,000.00	.750	04/12/2018	70,000.00	.750	71
AG1705270	231119	3010	JOHN & LINDA BADGER	05/01/2017	150,000.00	.750	04/12/2018	150,000.00	.750	71
AG1705288	231120	3010	JAMES AND LINDA MOSHER	05/01/2017	75,000.00	.750	04/12/2018	75,000.00	.750	71
AG1705296	231121	3010	DBA CANAAN AGRICULTURE	05/01/2017	20,000.00	.750	04/12/2018	20,000.00	.750	71
AG1705304	231122	3010	DONALD R AND JESSICA BAD	05/01/2017	120,000.00	.750	04/12/2018	120,000.00	.750	71
AG1705312	231123	3010	FOUR WINDS FARMS LTD	05/01/2017	125,000.00	.750	04/12/2018	125,000.00	.750	71
AG1705320	231124	3010	STEINER GRAIN FARMS AG SE	05/01/2017	120,000.00	.750	04/12/2018	120,000.00	.750	71
AG1705338	231125	3010	RUDY MAIBACH	05/01/2017	50,000.00	.750	04/12/2018	50,000.00	.750	71
AG1705346	231126	3010	PLEASANT VALE DAIRY INC	05/01/2017	150,000.00	.750	04/12/2018	150,000.00	.750	71
AG1705353	231127	3010	BENJAMIN AND MELISSA REH	05/01/2017	150,000.00	.750	04/12/2018	150,000.00	.750	71
AG1705361	231128	3010	SHADE CREEK FARMS	05/01/2017	150,000.00	.750	04/12/2018	150,000.00	.750	71
AG1705379	231129	3010	STEVEN AND ALYSON STEINE	05/01/2017	10,000.00	.750	04/12/2018	10,000.00	.750	71
AG1705387	231130	3010	SIMON YODER	05/01/2017	60,000.00	.750	04/12/2018	60,000.00	.750	71
AG1705395	231131	3010	BENJAMIN & JOANNA BALTZL	05/01/2017	10,000.00	.750	04/12/2018	10,000.00	.750	71
AG1705403	231132	3010	CANAAN CATTLE & GRAIN LLC	05/01/2017	42,000.00	.750	04/12/2018	42,000.00	.750	71
AG1705411	231133	3010	JAMES AND JANET KASSERMA	05/01/2017	100,000.00	.750	04/12/2018	100,000.00	.750	71
AG1705429	231134	3010	STEVE AND KATHY MARTIN	05/01/2017	125,000.00	.750	04/12/2018	125,000.00	.750	71
AG1705437	231135	3010	WILLIAM AND DARLA WEAVER	05/01/2017	80,000.00	.750	04/12/2018	80,000.00	.750	71
AG1705445	231136	3010	CRAIG T & LINDA L POWELL	05/01/2017	100,000.00	.750	04/12/2018	100,000.00	.750	71
AG1705452	231137	3010	DAVEL FARMS INC	05/01/2017	100,000.00	.750	04/12/2018	100,000.00	.750	71
AG1705460	231150	3010	ROBERT AND CYNTHIA FARQU	05/01/2017	150,000.00	.750	04/12/2018	150,000.00	.750	71



Run Date: 2/5/2018 9:58:38 AM

Investments Outstanding As Of Date: 1/31/2018

INVENTORY BY MATURITY REPORT

CUSIP	Investment #	Fund	Issuer	Purchase Date	Current Book	Current Rate	Maturity Date	Current Par	YTM	Days to Maturity
AG1705478	231151	3010	STEVE HOISINGTON	05/01/2017	150,000.00	.750	04/12/2018	150,000.00	.750	71
AG1705486	231152	3010	JERRY A & ANN M MCNEIL	05/01/2017	150,000.00	.750	04/12/2018	150,000.00	.750	71
AG1705494	231153	3010	RANDALL E AND SUE ANN BER	05/01/2017	95,000.00	.750	04/12/2018	95,000.00	.750	71
AG1705502	231154	3010	PARKER FARMS	05/01/2017	75,000.00	.750	04/12/2018	75,000.00	.750	71
AG1705510	231155	3010	CLAR LAIN FARM LLC	05/01/2017	150,000.00	.750	04/12/2018	150,000.00	.750	71
AG1705528	231156	3010	HERSHEY CROPLAND LLC	05/01/2017	10,000.00	.750	04/12/2018	10,000.00	.750	71
AG1705536	231157	3010	JENTES FARM OPERATIONS LL	05/01/2017	150,000.00	.750	04/12/2018	150,000.00	.750	71
AG1705544	231158	3010	MOOREFIELD FARMS	05/01/2017	150,000.00	.750	04/12/2018	150,000.00	.750	71
AG1705551	231159	3010	REHM FARMS LLC	05/01/2017	150,000.00	.750	04/12/2018	150,000.00	.750	71
AG1705569	231160	3010	WILDWOOD LEGACY FARMS L	05/01/2017	25,000.00	.750	04/12/2018	25,000.00	.750	71
AG1705577	231161	3010	RICHARD L & BETHANY J GOO	05/01/2017	35,000.00	.750	04/12/2018	35,000.00	.750	71
AG1705585	231162	3010	JOSHUA D & MYLA A HERSHB	05/01/2017	60,000.00	.750	04/12/2018	60,000.00	.750	71
AG1705593	231163	3010	STEINERS CUSTOM FARMING	05/01/2017	100,000.00	.750	04/12/2018	100,000.00	.750	71
AG1705601	231164	3010	CARMONY FARMS LTD	05/01/2017	150,000.00	.750	04/12/2018	150,000.00	.750	71
AG1705619	231165	3010	CIRCLE J FARMS LLC	05/01/2017	150,000.00	.750	04/12/2018	150,000.00	.750	71
AG1705627	231166	3010	GASSER FARMS LLC	05/01/2017	150,000.00	.750	04/12/2018	150,000.00	.750	71
AG1705635	231167	3010	JENTES CUSTOM FARMING	05/01/2017	150,000.00	.750	04/12/2018	150,000.00	.750	71
AG1705643	231168	3010	ROBERT AND AMY GRABER	05/01/2017	75,000.00	.750	04/12/2018	75,000.00	.750	71
AG1705650	231169	3010	ROGER FEATHER	05/01/2017	100,000.00	.750	04/12/2018	100,000.00	.750	71
AG1705668	231170	3010	ARMFELT ACRES	05/01/2017	35,000.00	.750	04/12/2018	35,000.00	.750	71
AG1705676	231171	3010	JONATHAN AND ABBEY NORM	05/01/2017	90,000.00	.750	04/12/2018	90,000.00	.750	71
AG1705684	231172	3010	ROSEDALE VENTURES LLC	05/01/2017	150,000.00	.750	04/12/2018	150,000.00	.750	71
AG1705692	231173	3010	STEVEN AND SHAWN KACERS	05/01/2017	150,000.00	.750	04/12/2018	150,000.00	.750	71
AG1705700	231239	3010	R & S LAJTI FARMS	05/04/2017	100,000.00	.750	04/12/2018	100,000.00	.750	71
AG1705718	231240	3010	WILLIAM C. KOWALKA	05/04/2017	90,000.00	.750	04/12/2018	90,000.00	.750	71
AG1705726	231241	3010	CHARLES N. STEWART III	05/04/2017	90,000.00	.750	04/12/2018	90,000.00	.750	71
AG1705734	231865	3010	JAMES BALTZLY	06/26/2017	150,000.00	.750	04/12/2018	150,000.00	.750	71
AG1705742	231866	3010	HYLAND ACRES JERSEY LTD	06/26/2017	150,000.00	.750	04/12/2018	150,000.00	.750	71
AG1705759	231867	3010	JAMES ROGERS	06/26/2017	150,000.00	.750	04/12/2018	150,000.00	.750	71
AG1705767	231868	3010	CATAPADALE DAIRY LTD	06/26/2017	150,000.00	.750	04/12/2018	150,000.00	.750	71
AG1705775	231935	3010	JAMES AND LINDA KNAPP	04/21/2017	150,000.00	.750	04/12/2018	150,000.00	.750	71
912796PA1	234787	1000	B 0 04-12-18	01/09/2018	49,818,864.42	.000	04/12/2018	50,000,000.00	1.407	71
912796PA1	234796	1000	B 0 04-12-18	01/10/2018	49,819,769.44	.000	04/12/2018	50,000,000.00	1.416	71



Run Date: 2/5/2018 9:58:38 AM

Investments Outstanding As Of Date: 1/31/2018

INVENTORY BY MATURITY REPORT

CUSIP	Investment #	Fund	Issuer	Purchase Date	Current Book	Current Rate	Maturity Date	Current Par	YTM	Days to Maturity
912796PA1	234819	1000	B 04-12-18	01/16/2018	49,830,388.89	.000	04/12/2018	50,000,000.00	1.425	71
912796PA1	234820	1000	B 04-12-18	01/16/2018	49,830,388.89	.000	04/12/2018	50,000,000.00	1.425	71
912796PA1	234987	1000	B 0 04-12-18	01/24/2018	24,927,579.17	.000	04/12/2018	25,000,000.00	1.341	71
3133EFJM0	224459	1010	FFCB DEBENTURE	10/19/2015	9,998,500.00	.930	04/13/2018	10,000,000.00	.936	72
LD1600484	226046	3050	CSM INC .150 4-13-18	04/15/2016	400,000.00	.150	04/13/2018	400,000.00	.150	72
LD1600492	226047	3050	ANTHONY P. KOULI .150 4-13-	04/15/2016	228,431.97	.150	04/13/2018	228,431.97	.150	72
76116ECJ7	179127	2000	REF CORP STRIP	12/04/2006	24,292.09	.000	04/15/2018	41,000.00	4.660	74
00280PDG7	234883	2000	ABBYCT 0 04-16-18	01/19/2018	5,975,205.00	.000	04/16/2018	6,000,000.00	1.717	75
LD18B0413	234842	3000	BID OHIO	01/17/2018	3,000,000.00	1.500	04/18/2018	3,000,000.00	1.500	77
LD18B0405	234843	3000	BID OHIO	01/17/2018	2,000,000.00	1.500	04/18/2018	2,000,000.00	1.500	77
LD18B0397	234844	3000	BID OHIO	01/17/2018	2,000,000.00	1.500	04/18/2018	2,000,000.00	1.500	77
912796PB9	234834	1000	B 0 04-19-18	01/17/2018	49,819,833.33	.000	04/19/2018	50,000,000.00	1.415	78
912796PB9	234875	1000	B 04-19-18	01/19/2018	49,825,312.50	.000	04/19/2018	50,000,000.00	1.402	78
912796PB9	234905	1000	B 04-19-18	01/22/2018	49,831,437.50	.000	04/19/2018	50,000,000.00	1.400	78
912796PB9	234906	1000	B 04-19-18	01/22/2018	49,831,437.50	.000	04/19/2018	50,000,000.00	1.400	78
LD1600500	226503	3050	AC SERVICE COMPA .150 4-20	04/21/2016	29,240.68	.150	04/20/2018	29,240.68	.150	79
3133ECMF8	213958	1010	FFCB DEBENTURE	04/24/2013	4,997,500.00	.980	04/24/2018	5,000,000.00	.990	83
3133ECMF8	214126	1010	FFCB DEBENTURE	04/24/2013	9,990,000.00	.980	04/24/2018	10,000,000.00	1.001	83
3133ECMF8	214149	1010	FFCB DEBENTURE	04/24/2013	4,993,750.00	.980	04/24/2018	5,000,000.00	1.006	83
LD1600518	226558	3050	TRI-R DIES INC. .150 4-26-18	04/26/2016	78,724.87	.150	04/26/2018	78,724.87	.150	85
LD1600526	226559	3050	YOUNGSTOWN SERVI .150 4-2	04/26/2016	138,075.59	.150	04/26/2018	138,075.59	.150	85
912796LX5	234897	1000	WIB 04-26-18	01/25/2018	49,820,527.78	.000	04/26/2018	50,000,000.00	1.425	85
912796LX5	234898	1000	WIB 04-26-18	01/25/2018	49,820,527.78	.000	04/26/2018	50,000,000.00	1.425	85
912796LX5	234903	1000	WIB 04-26-18	01/25/2018	49,820,527.78	.000	04/26/2018	50,000,000.00	1.425	85
912796LX5	234904	1000	WIB 04-26-18	01/25/2018	49,820,527.78	.000	04/26/2018	50,000,000.00	1.425	85
912796LX5	234984	1000	B 04-26-18	01/24/2018	49,819,833.33	.000	04/26/2018	50,000,000.00	1.415	85
3135GOWN9	214150	1010	FNMA DEBENTURE	04/30/2013	5,000,000.00	1.000	04/30/2018	5,000,000.00	1.000	89
912828UZ1	214267	1020	US TREASURY NOTE	04/30/2013	24,941,406.25	.625	04/30/2018	25,000,000.00	.673	89
912828UZ1	214278	1020	US TREASURY NOTE	05/01/2013	49,886,718.75	.625	04/30/2018	50,000,000.00	.671	89
912828UZ1	214323	1020	US TREASURY NOTE	05/06/2013	9,971,875.00	.625	04/30/2018	10,000,000.00	.682	89
3136G1KD0	214445	1010	FNMA DEBENTURE	05/14/2013	9,975,000.00	1.000	04/30/2018	10,000,000.00	1.052	89
3136G1KD0	214446	1010	FNMA DEBENTURE	05/14/2013	9,990,000.00	1.000	04/30/2018	10,000,000.00	1.021	89
3136G1KD0	229469	1000	FNMA 1 04-30-18	02/03/2017	14,997,000.00	1.000	04/30/2018	15,000,000.00	1.016	89



Run Date: 2/5/2018 9:58:38 AM

Investments Outstanding As Of Date: 1/31/2018

INVENTORY BY MATURITY REPORT

CUSIP	Investment #	Fund	Issuer	Purchase Date	Current Book	Current Rate	Maturity Date	Current Par	YTM	Days to Maturity
88059EGZ1	50809	2000	TVA STRIP	04/09/1998	653,355.00	.000	05/01/2018	2,250,000.00	6.260	90
LD18B0231	234315	3000	BID OHIO	11/08/2017	1,500,000.00	1.400	05/02/2018	1,500,000.00	1.400	91
LD18B0249	234316	3000	BID OHIO	11/08/2017	2,000,000.00	1.400	05/02/2018	2,000,000.00	1.400	91
LD18B0256	234318	3000	BID OHIO	11/08/2017	1,000,000.00	1.400	05/02/2018	1,000,000.00	1.400	91
LD18B0264	234319	3000	BID OHIO	11/08/2017	2,500,000.00	1.400	05/02/2018	2,500,000.00	1.400	91
EC1602381	226698	3030	ADAM MUELLER .150 5-03-18	05/03/2016	220,493.00	.150	05/03/2018	220,493.00	.150	92
EC1602399	226737	3030	TOMAS K. AND CIN .150 5-04-	05/04/2016	50,000.00	.150	05/04/2018	50,000.00	.150	93
LD1600534	226740	3050	MOLYET FARM MARK .150 5-0	05/04/2016	156,183.83	.150	05/04/2018	156,183.83	.150	93
LD1600542	226755	3050	SCENE 75 ENTERTA .150 5-04-	05/06/2016	250,000.00	.150	05/04/2018	250,000.00	.150	93
3133ECNY6	214324	1010	FFCB DEBENTURE	05/08/2013	9,987,500.00	.950	05/08/2018	10,000,000.00	.976	97
912796PFO	234659	1000	B 05-10-18	12/26/2017	49,735,250.00	.000	05/10/2018	50,000,000.00	1.420	99
912796PFO	234965	1000	B 05-10-18	01/23/2018	49,791,944.44	.000	05/10/2018	50,000,000.00	1.406	99
912796PFO	234966	1000	B 05-10-18	01/23/2018	49,791,944.45	.000	05/10/2018	50,000,000.00	1.406	99
LD1600559	226782	3050	OHIO BRIDGE STRI .150 5-11-	05/11/2016	137,117.50	.150	05/11/2018	137,117.50	.150	100
LD1600567	226794	3050	MIDWEST PLASTICS .150 5-11	05/12/2016	13,433.17	.150	05/11/2018	13,433.17	.150	100
LD1600575	226795	3050	UNIVERSAL FARMS .150 5-11-	05/12/2016	300,000.00	.150	05/11/2018	300,000.00	.150	100
912833KRO	181164	2000	US TREASURY STRIP	05/31/2007	29,074.50	.000	05/15/2018	50,000.00	5.010	104
912833KRO	181412	2000	US TREASURY STRIP	06/26/2007	28,307.00	.000	05/15/2018	50,000.00	5.295	104
912803AN3	181553	2000	US TREASURY STRIP (P)	07/06/2007	28,738.50	.000	05/15/2018	50,000.00	5.166	104
912833KRO	181859	2000	US TREASURY STRIP	07/30/2007	58,394.00	.000	05/15/2018	100,000.00	5.047	104
912833KRO	186331	2010	US TREASURY STRIP	05/22/2008	4,965,205.22	.000	05/15/2018	7,538,000.00	4.227	104
912833KRO	186415	2000	US TREASURY STRIP	05/27/2008	33,072.50	.000	05/15/2018	50,000.00	4.190	104
912833KRO	186662	2000	US TREASURY STRIP	06/09/2008	16,432.25	.000	05/15/2018	25,000.00	4.270	104
912803AN3	187225	2000	US TREASURY STRIP (P)	07/11/2008	6,641.70	.000	05/15/2018	10,000.00	4.200	104
912833KRO	192212	2000	US TREASURY STRIP	05/13/2009	108,282.00	.000	05/15/2018	150,000.00	3.652	104
912833KRO	193232	2000	US TREASURY STRIP	08/18/2009	35,638.60	.000	05/15/2018	50,000.00	3.911	104
912833KRO	197097	2000	US TREASURY STRIP	05/11/2010	234,632.23	.000	05/15/2018	306,000.00	3.343	104
912833KRO	197189	2000	US TREASURY STRIP	05/14/2010	19,118.25	.000	05/15/2018	25,000.00	3.380	104
912820QW0	198372	2000	US TREASURY STRIP (P)	06/30/2010	40,389.50	.000	05/15/2018	50,000.00	2.729	104
912833KRO	198698	2000	US TREASURY STRIP	07/13/2010	80,569.00	.000	05/15/2018	100,000.00	2.775	104
912833KRO	205472	2000	US TREASURY STRIP	05/09/2011	82,689.00	.000	05/15/2018	100,000.00	2.727	104
912833KRO	206117	2000	US TREASURY STRIP	06/13/2011	85,066.00	.000	05/15/2018	100,000.00	2.351	104
912833KRO	206337	2000	US TREASURY STRIP	06/23/2011	42,620.00	.000	05/15/2018	50,000.00	2.330	104



Run Date: 2/5/2018 9:58:38 AM

Investments Outstanding As Of Date: 1/31/2018

INVENTORY BY MATURITY REPORT

CUSIP	Investment #	Fund	Issuer	Purchase Date	Current Book	Current Rate	Maturity Date	Current Par	YTM	Days to Maturity
912833KRO	206369	2000	US TREASURY STRIP	06/27/2011	42,626.50	.000	05/15/2018	50,000.00	2.331	104
912833KRO	210176	2000	US TREASURY STRIP	05/16/2012	47,041.50	.000	05/15/2018	50,000.00	1.020	104
912833KRO	210391	2000	US TREASURY STRIP	06/06/2012	47,763.00	.000	05/15/2018	50,000.00	.772	104
912833KRO	210597	2000	US TREASURY STRIP	06/25/2012	47,235.00	.000	05/15/2018	50,000.00	.968	104
912833KRO	214698	2000	US TREASURY STRIP	06/17/2013	47,331.50	.000	05/15/2018	50,000.00	1.120	104
912833KRO	218180	2000	US TREASURY STRIP	06/26/2014	47,434.50	.000	05/15/2018	50,000.00	1.360	104
912833KRO	218206	2000	US TREASURY STRIP	06/27/2014	47,409.00	.000	05/15/2018	50,000.00	1.375	104
912833KRO	218576	2000	US TREASURY STRIP	07/31/2014	47,478.00	.000	05/15/2018	50,000.00	1.370	104
912833KRO	222620	2000	US TREASURY STRIP	05/21/2015	243,132.50	.000	05/15/2018	250,000.00	.936	104
912833KRO	226883	2000	US TREASURY STRI ZERO-% 5	05/26/2016	117,892.80	.000	05/15/2018	120,000.00	.901	104
912833KRO	227306	2000	US TREASURY STRI ZERO-% 5	07/15/2016	49,399.50	.000	05/15/2018	50,000.00	.660	104
912833KRO	227494	2000	US TREASURY STRI ZERO-% 5	07/29/2016	39,480.00	.000	05/15/2018	40,000.00	.730	104
912833KRO	227665	2000	US TREASURY STRI ZERO-% 5	08/12/2016	98,762.00	.000	05/15/2018	100,000.00	.710	104
912833KRO	231298	2000	S O 05-15-18	05/11/2017	39,516.00	.000	05/15/2018	40,000.00	1.208	104
912833KRO	231580	2000	S O 05-15-18	06/02/2017	39,554.80	.000	05/15/2018	40,000.00	1.180	104
912796PG8	234967	1000	B O 05-17-18	01/23/2018	49,775,562.50	.000	05/17/2018	50,000,000.00	1.424	106
912796PG8	234968	1000	B O 05-17-18	01/23/2018	49,775,562.50	.000	05/17/2018	50,000,000.00	1.424	106
912796PG8	235000	1000	B 05-17-18	01/25/2018	49,782,222.22	.000	05/17/2018	50,000,000.00	1.406	106
912796PG8	235001	1000	B 05-17-18	01/25/2018	49,782,222.22	.000	05/17/2018	50,000,000.00	1.406	106
912796PG8	235050	1000	B 05-17-18	01/30/2018	49,792,687.50	.000	05/17/2018	50,000,000.00	1.401	106
LD1600617	226826	3050	T & T SPORTS LOU .150 5-18-	05/18/2016	52,220.55	.150	05/18/2018	52,220.55	.150	107
EC1602407	226830	3030	DAVID HUBBARD .150 5-18-18	05/18/2016	139,335.00	.150	05/18/2018	139,335.00	.150	107
EC1602415	226831	3030	CHAD SCHWINNEN .150 5-18-	05/18/2016	175,819.00	.150	05/18/2018	175,819.00	.150	107
EC1602423	226832	3030	GARY ECKERT .150 5-18-18	05/18/2016	150,000.00	.150	05/18/2018	150,000.00	.150	107
EC1602431	226833	3030	SHANNON MOORE .150 5-18-1	05/18/2016	169,375.00	.150	05/18/2018	169,375.00	.150	107
EC1602449	226834	3030	JOSEPH MCCOOL .150 5-18-18	05/18/2016	73,365.00	.150	05/18/2018	73,365.00	.150	107
EC1602456	226835	3030	MICHELLE KINCAID .150 5-18-	05/18/2016	224,000.00	.150	05/18/2018	224,000.00	.150	107
EC1602464	226836	3030	ROSWITHA SHOUP .150 5-18-	05/18/2016	30,950.00	.150	05/18/2018	30,950.00	.150	107
EC1602472	226837	3030	JAMES DALTON .150 5-18-18	05/18/2016	269,332.00	.150	05/18/2018	269,332.00	.150	107
EC1602480	226838	3030	LAWRENCE GINGERI .150 5-1	05/18/2016	146,205.00	.150	05/18/2018	146,205.00	.150	107
EC1602498	226840	3030	JILL CHUHA .150 5-18-18	05/18/2016	114,000.00	.150	05/18/2018	114,000.00	.150	107
EC1602506	226841	3030	MICHAEL SEARS .150 5-18-18	05/18/2016	199,955.00	.150	05/18/2018	199,955.00	.150	107
EC1602514	226842	3030	SCOTT COWAN .150 5-18-18	05/18/2016	196,000.00	.150	05/18/2018	196,000.00	.150	107



Run Date: 2/5/2018 9:58:38 AM

Investments Outstanding As Of Date: 1/31/2018

INVENTORY BY MATURITY REPORT

CUSIP	Investment #	Fund	Issuer	Purchase Date	Current Book	Current Rate	Maturity Date	Current Par	YTM	Days to Maturity
EC1602522	226843	3030	STANTON BOYCE .150 5-18-18	05/18/2016	210,000.00	.150	05/18/2018	210,000.00	.150	107
EC1602530	226844	3030	ALLEN & JUDITH K .150 5-18-	05/18/2016	67,875.00	.150	05/18/2018	67,875.00	.150	107
912796MB2	234963	1000	B 05-24-18	01/23/2018	49,760,520.83	.000	05/24/2018	50,000,000.00	1.432	113
912796MB2	234964	1000	B 05-24-18	01/23/2018	49,760,520.84	.000	05/24/2018	50,000,000.00	1.432	113
912796MB2	235002	1000	B 0 05-24-18	01/25/2018	49,762,826.39	.000	05/24/2018	50,000,000.00	1.442	113
912796MB2	235003	1000	B 0 05-24-18	01/25/2018	49,762,826.39	.000	05/24/2018	50,000,000.00	1.442	113
912796MB2	235051	1000	B 0 05-24-18	01/30/2018	49,771,366.67	.000	05/24/2018	50,000,000.00	1.451	113
LD1600633	226938	3050	EDWARDS REALTY I .150 5-25	05/27/2016	50,000.00	.150	05/25/2018	50,000.00	.150	114
LD1600641	226940	3050	JUSTOP CARRY-OUT .150 5-25	05/27/2016	400,000.00	.150	05/25/2018	400,000.00	.150	114
LD1600625	226920	3050	DARI FREEZE .150 5-28-18	05/25/2016	28,840.92	.150	05/28/2018	28,840.92	.150	117
912828R51	227100	1020	US TREASURY NOTE .875 5-31	06/23/2016	15,041,015.63	.875	05/31/2018	15,000,000.00	.733	120
912796PH6	235006	1000	B 0 05-31-18	01/25/2018	49,746,687.50	.000	05/31/2018	50,000,000.00	1.455	120
912796PH6	235007	1000	B 0 05-31-18	01/25/2018	49,746,687.50	.000	05/31/2018	50,000,000.00	1.455	120
46513CQK5	226867	1010	ISRAEL BOND (FLO 1.438 6-01	06/01/2016	10,000,000.00	2.188	06/01/2018	10,000,000.00	2.188	121
46513CLX2	226868	1010	ISRAEL BOND 1.530 6-01-18	06/01/2016	10,000,000.00	1.530	06/01/2018	10,000,000.00	1.530	121
LD1600658	226962	3050	HEITSCHE NORTH S .150 6-01	06/01/2016	223,489.00	.150	06/01/2018	223,489.00	.150	121
713448BH0	227936	1030	PEPSICO INC 5.000 6-01-18	09/07/2016	4,808,283.27	5.000	06/01/2018	4,501,000.00	1.016	121
31359MSD6	224168	1010	FNMA DEBENTURE	09/23/2015	7,349,571.38	4.600	06/05/2018	6,703,000.00	.971	125
LD18B0298	234515	3000	BID OHIO	12/06/2017	2,500,000.00	1.500	06/06/2018	2,500,000.00	1.500	126
LD18B0314	234516	3000	BID OHIO	12/06/2017	3,000,000.00	1.500	06/06/2018	3,000,000.00	1.500	126
LD18B0306	234517	3000	BID OHIO	12/06/2017	5,000,000.00	1.500	06/06/2018	5,000,000.00	1.500	126
LD18B0322	234526	3000	BID OHIO	12/07/2017	2,000,000.00	1.500	06/06/2018	2,000,000.00	1.500	126
EC1602555	226997	3030	MARK BUCKLER .150 6-08-18	06/08/2016	42,950.00	.150	06/08/2018	42,950.00	.150	128
EC1602548	226999	3030	KATHERINE TIRA .150 6-08-18	06/08/2016	55,500.00	.150	06/08/2018	55,500.00	.150	128
LD1600666	227031	3050	BONE BOYS BBQ & .150 6-14-	06/14/2016	179,743.20	.150	06/14/2018	179,743.20	.150	134
LD1600674	227033	3050	BONE BOYS BBQ & .150 6-14-	06/14/2016	17,547.72	.150	06/14/2018	17,547.72	.150	134
LD1600682	227034	3050	JONATHAN T EUCKE .150 6-14	06/14/2016	123,321.47	.150	06/14/2018	123,321.47	.150	134
LD1600690	227035	3050	ATHENA GRAND LLC .150 6-14	06/14/2016	400,000.00	.150	06/14/2018	400,000.00	.150	134
LD1600716	227062	3050	Little Learners .150 6-15-18	06/17/2016	249,545.53	.150	06/15/2018	249,545.53	.150	135
LD1600708	227063	3050	PLAZA LANES INC .150 6-15-1	06/17/2016	350,000.00	.150	06/15/2018	350,000.00	.150	135
3134G9VF1	231557	1000	FHLMC 1.06 06-22-18	05/26/2017	9,977,000.00	1.060	06/22/2018	10,000,000.00	1.276	142
3134G9VF1	231558	1000	FHLMC 1.06 06-22-18	05/26/2017	9,977,000.00	1.060	06/22/2018	10,000,000.00	1.276	142
166764AE0	224928	1030	CHEVRON CORP	12/15/2015	5,524,695.00	1.718	06/24/2018	5,500,000.00	1.536	144



Run Date: 2/5/2018 9:58:38 AM

Investments Outstanding As Of Date: 1/31/2018

INVENTORY BY MATURITY REPORT

CUSIP	Investment #	Fund	Issuer	Purchase Date	Current Book	Current Rate	Maturity Date	Current Par	YTM	Days to Maturity
313383HQ7	223895	1010	FHLB DEBENTURE	09/01/2015	5,617,080.00	1.200	06/27/2018	5,600,000.00	1.090	147
EC1602563	227148	3030	TAD WILLIAMS .150 6-27-18	06/27/2016	130,725.00	.150	06/27/2018	130,725.00	.150	147
EC1602571	227149	3030	ROBERT JACKSON .150 6-27-1	06/27/2016	350,000.00	.150	06/27/2018	350,000.00	.150	147
EC1602589	227151	3030	RODNEY MYERS .150 6-27-18	06/27/2016	223,440.00	.150	06/27/2018	223,440.00	.150	147
EC1602597	227152	3030	GERALD HOOVER .150 6-27-1	06/27/2016	210,000.00	.150	06/27/2018	210,000.00	.150	147
EC1602605	227153	3030	SHELSEE BYRNES .150 6-27-1	06/27/2016	52,896.80	.150	06/27/2018	52,896.80	.150	147
EC1602613	227154	3030	RYAN GUNYAN .150 6-27-18	06/27/2016	175,000.00	.150	06/27/2018	175,000.00	.150	147
EC1602621	227155	3030	KENT YOUNG .150 6-27-18	06/27/2016	100,580.00	.150	06/27/2018	100,580.00	.150	147
EC1602639	227164	3030	ANNETTE STEVENS .150 6-28-	06/28/2016	30,710.00	.150	06/28/2018	30,710.00	.150	148
EC1602647	227165	3030	DALMAR HAMILTON .150 6-28	06/28/2016	52,405.00	.150	06/28/2018	52,405.00	.150	148
EC1602654	227166	3030	DEREK BROWN .150 6-28-18	06/28/2016	93,855.00	.150	06/28/2018	93,855.00	.150	148
EC1602662	227167	3030	MARJORIE PITCHER .150 6-28	06/28/2016	27,800.00	.150	06/28/2018	27,800.00	.150	148
EC1602670	227168	3030	KEITH RIFFLE .150 6-28-18	06/28/2016	234,425.00	.150	06/28/2018	234,425.00	.150	148
EC1602688	227169	3030	RONALD LIPPS .150 6-28-18	06/28/2016	125,000.00	.150	06/28/2018	125,000.00	.150	148
LD18B0355	234726	3000	BID OHIO	01/03/2018	1,500,000.00	1.600	07/05/2018	1,500,000.00	1.600	155
LD18B0389	234727	3000	BID OHIO	01/03/2018	2,000,000.00	1.600	07/05/2018	2,000,000.00	1.600	155
LD18B0371	234728	3000	BID OHIO	01/03/2018	5,000,000.00	1.600	07/05/2018	5,000,000.00	1.600	155
LD18B0363	234764	3000	BID OHIO	01/05/2018	1,500,000.00	1.600	07/05/2018	1,500,000.00	1.600	155
LD1700011	227287	3050	LAKESIDE PROPANE .150 7-11	07/11/2016	150,000.00	.150	07/11/2018	150,000.00	.150	161
02665WAW1	223967	1030	AMERICAN HONDA FINANCE C	09/14/2015	5,012,250.00	1.600	07/13/2018	5,000,000.00	1.511	163
89236TCP8	224946	1030	TOYOTA MOTOR CREDIT COR	12/17/2015	5,000,750.00	1.550	07/13/2018	5,000,000.00	1.544	163
LD1700029	227339	3050	ANGEL ANIMAL HOS .150 7-13	07/13/2016	209,308.01	.150	07/13/2018	209,308.01	.150	163
76116EFS4	727	2000	REF CORP STRIP	02/22/1995	1,119,650.00	.000	07/15/2018	7,000,000.00	7.990	165
76116EFS4	178563	2000	REF CORP STRIP	10/20/2006	1,277,819.28	.000	07/15/2018	2,312,000.00	5.117	165
912828XK1	224607	1020	US TREASURY NOTE	10/30/2015	14,959,570.31	.875	07/15/2018	15,000,000.00	.976	165
3135G0E33	223485	1010	FNMA DEBENTURE	07/24/2015	9,996,200.00	1.125	07/20/2018	10,000,000.00	1.138	170
EC1700011	227469	3030	ROLAND BAKER .150 7-25-18	07/25/2016	185,968.02	.150	07/25/2018	185,968.02	.150	175
EC1700029	227470	3030	KRISTOPHER HALEY .150 7-25	07/25/2016	180,000.00	.150	07/25/2018	180,000.00	.150	175
EC1700037	227471	3030	JEANNE STEPHENS .150 7-25-	07/25/2016	96,090.00	.150	07/25/2018	96,090.00	.150	175
EC1700045	227472	3030	JOHN WALLACE .150 7-25-18	07/25/2016	125,000.00	.150	07/25/2018	125,000.00	.150	175
EC1700052	227473	3030	JESSICA WARNOCK .150 7-25-	07/25/2016	45,630.00	.150	07/25/2018	45,630.00	.150	175
EC1700060	227474	3030	DOUGLAS WHITE .150 7-25-1	07/25/2016	112,500.00	.150	07/25/2018	112,500.00	.150	175
EC1700078	227475	3030	SARAH WILSON .150 7-25-18	07/25/2016	44,485.00	.150	07/25/2018	44,485.00	.150	175



Run Date: 2/5/2018 9:58:38 AM

Investments Outstanding As Of Date: 1/31/2018

INVENTORY BY MATURITY REPORT

CUSIP	Investment #	Fund	Issuer	Purchase Date	Current Book	Current Rate	Maturity Date	Current Par	YTM	Days to Maturity
EC1700086	227476	3030	GARRY WINGER .150 7-25-18	07/25/2016	30,750.00	.150	07/25/2018	30,750.00	.150	175
LD1700037	227488	3050	B & W WELDING I .150 7-26-1	07/26/2016	400,000.00	.150	07/26/2018	400,000.00	.150	176
0258M0DJ5	216492	1030	AMERICAN EXPRESS CREDIT C	01/22/2014	7,194,468.75	2.125	07/27/2018	7,125,000.00	1.899	177
3130A5Z85	223381	1010	FHLB DEBENTURE	07/27/2015	9,000,000.00	1.250	07/27/2018	9,000,000.00	1.250	177
3134G8XA2	226380	1010	FHLMC MEDIUM TER 1.000 7-	04/27/2016	10,000,000.00	1.000	07/27/2018	10,000,000.00	1.000	177
EC1700094	227524	3030	MICHAEL MONTGOME .150 7-	07/27/2016	350,000.00	.150	07/27/2018	350,000.00	.150	177
LD1700045	227525	3050	CHAGRIN VALLEY S .150 7-27-	07/27/2016	374,079.00	.150	07/27/2018	374,079.00	.150	177
EC1700102	227530	3030	DANIEL & SARAH G .150 7-27-	07/27/2016	73,870.00	.150	07/27/2018	73,870.00	.150	177
EC1700110	227531	3030	REAGAN BRISTOL .150 7-27-1	07/27/2016	234,500.00	.150	07/27/2018	234,500.00	.150	177
EC1700128	227532	3030	BRIAN VULPITTA .150 7-27-18	07/27/2016	348,747.00	.150	07/27/2018	348,747.00	.150	177
EC1700136	227533	3030	RONALD & ALMIRA .150 7-27-	07/27/2016	150,000.00	.150	07/27/2018	150,000.00	.150	177
EC1700144	227534	3030	WILLIAM LONNEMAN .150 7-2	07/27/2016	50,000.00	.150	07/27/2018	50,000.00	.150	177
EC1700151	227535	3030	LISA HILLMAN .150 7-27-18	07/27/2016	175,007.00	.150	07/27/2018	175,007.00	.150	177
EC1700169	227536	3030	ROBBIE BERGER .150 7-27-18	07/27/2016	193,438.00	.150	07/27/2018	193,438.00	.150	177
EC1700177	227537	3030	TRACIE SORVILLO .150 7-27-1	07/27/2016	47,200.00	.150	07/27/2018	47,200.00	.150	177
912828VQ0	227482	1020	US TREASURY NOTE 1.375 7-3	07/26/2016	20,248,437.50	1.375	07/31/2018	20,000,000.00	.752	181
0258MODV8	227901	1030	AMERICAN EXPRESS 1.800 7-3	09/01/2016	10,092,900.00	1.800	07/31/2018	10,000,000.00	1.307	181
LD1700052	227629	3050	SUPERIOR STEEL S .150 8-03-	08/04/2016	133,616.86	.150	08/03/2018	133,616.86	.150	184
EC1700185	227639	3030	JESSICA STONECYP .150 8-03-	08/05/2016	60,250.00	.150	08/03/2018	60,250.00	.150	184
EC1700193	227640	3030	JOSEPH EPERJESI .150 8-03-1	08/05/2016	42,437.90	.150	08/03/2018	42,437.90	.150	184
EC1700201	227641	3030	JAMES SIKORA .150 8-03-18	08/05/2016	34,975.00	.150	08/03/2018	34,975.00	.150	184
3130A8Y80	227769	1010	FHLB DEBENTURE .875 8-08-1	08/17/2016	9,992,500.00	.875	08/08/2018	10,000,000.00	.913	189
3130A8Y80	227856	1010	FHLB DEBENTURE .875 8-08-1	08/25/2016	4,995,000.00	.875	08/08/2018	5,000,000.00	.927	189
912833KS8	178330	2000	US TREASURY STRIP	10/04/2006	28,515.00	.000	08/15/2018	50,000.00	4.790	196
912833KS8	178584	2000	US TREASURY STRIP	10/26/2006	77,571.18	.000	08/15/2018	138,000.00	4.940	196
912833KS8	178994	2000	US TREASURY STRIP	11/28/2006	29,058.00	.000	08/15/2018	50,000.00	4.687	196
912833KS8	182218	2000	US TREASURY STRIP	08/28/2007	58,940.00	.000	08/15/2018	100,000.00	4.880	196
912833KS8	182549	2000	US TREASURY STRIP	09/25/2007	58,650.00	.000	08/15/2018	100,000.00	4.961	196
912833KS8	182754	2000	US TREASURY STRIP	10/05/2007	59,866.00	.000	08/15/2018	100,000.00	4.780	196
912833KS8	188065	2000	US TREASURY STRIP	09/15/2008	34,050.00	.000	08/15/2018	50,000.00	3.912	196
912833KS8	188160	2010	US TREASURY STRIP	09/22/2008	396,852.48	.000	08/15/2018	576,000.00	3.800	196
912833KS8	193251	2000	US TREASURY STRIP	08/18/2009	70,533.25	.000	08/15/2018	100,000.00	3.920	196
912833KS8	199558	2000	US TREASURY STRIP	08/13/2010	40,868.50	.000	08/15/2018	50,000.00	2.535	196



Run Date: 2/5/2018 9:58:38 AM

Investments Outstanding As Of Date: 1/31/2018

INVENTORY BY MATURITY REPORT

CUSIP	Investment #	Fund	Issuer	Purchase Date	Current Book	Current Rate	Maturity Date	Current Par	YTM	Days to Maturity
912833KS8	200620	2000	US TREASURY STRIP	09/24/2010	82,775.00	.000	08/15/2018	100,000.00	2.410	196
912833KS8	207486	2000	US TREASURY STRIP	09/23/2011	45,350.00	.000	08/15/2018	50,000.00	1.421	196
912833KS8	207858	2000	US TREASURY STRIP	10/31/2011	89,186.00	.000	08/15/2018	100,000.00	1.692	196
912833KS8	207911	2000	US TREASURY STRIP	11/03/2011	44,696.50	.000	08/15/2018	50,000.00	1.660	196
912833KS8	211237	2000	US TREASURY STRIP	08/17/2012	47,112.00	.000	08/15/2018	50,000.00	.995	196
912833KS8	211297	2000	US TREASURY STRIP	08/22/2012	93,769.00	.000	08/15/2018	100,000.00	1.079	196
912833KS8	215292	2000	US TREASURY STRIP	08/16/2013	46,402.00	.000	08/15/2018	50,000.00	1.500	196
912833KS8	215615	2000	US TREASURY STRIP	09/26/2013	46,591.00	.000	08/15/2018	50,000.00	1.451	196
912833KS8	215879	2000	US TREASURY STRIP	11/01/2013	94,208.00	.000	08/15/2018	100,000.00	1.250	196
912833KS8	218834	2000	US TREASURY STRIP	08/28/2014	377,956.00	.000	08/15/2018	400,000.00	1.435	196
912833KS8	219026	2000	US TREASURY STRIP	09/18/2014	94,300.00	.000	08/15/2018	100,000.00	1.508	196
912833KS8	219282	2000	US TREASURY STRIP	10/17/2014	38,209.20	.000	08/15/2018	40,000.00	1.200	196
084664BY6	223336	1030	BERKSHIRE HATHAWAY INC	07/16/2015	12,358,550.88	2.000	08/15/2018	12,168,000.00	1.478	196
912833KS8	224318	2000	USTREASURYSTRIP	10/08/2015	97,678.00	.000	08/15/2018	100,000.00	.825	196
912833KS8	224479	2000	USTREASURYSTRIP	10/22/2015	97,668.00	.000	08/15/2018	100,000.00	.840	196
912833KS8	224549	2000	USTREASURYSTRIP	10/29/2015	39,032.00	.000	08/15/2018	40,000.00	.878	196
EC1700219	227748	3030	STEVEN MYERS .150 8-15-18	08/15/2016	65,000.00	.150	08/15/2018	65,000.00	.150	196
EC1700227	227749	3030	FRANCIS FREDETTE .150 8-15	08/15/2016	138,390.00	.150	08/15/2018	138,390.00	.150	196
EC1700235	227750	3030	MATTHEW FLANNERY .150 8-1	08/15/2016	29,920.00	.150	08/15/2018	29,920.00	.150	196
EC1700243	227751	3030	JOHN & KAREN RUF .150 8-15	08/15/2016	79,000.00	.150	08/15/2018	79,000.00	.150	196
EC1700250	227752	3030	MARK BARNO .150 8-15-18	08/15/2016	179,718.00	.150	08/15/2018	179,718.00	.150	196
EC1700268	227753	3030	TODD BACON .150 8-15-18	08/15/2016	110,000.00	.150	08/15/2018	110,000.00	.150	196
EC1700276	227754	3030	KARA BEASLEY .150 8-15-18	08/15/2016	39,375.00	.150	08/15/2018	39,375.00	.150	196
912833KS8	228086	2000	US TREASURY STRI ZERO-% 8	09/23/2016	49,277.50	.000	08/15/2018	50,000.00	.770	196
912833KS8	228282	2000	US TREASURY STRI ZERO-% 8	10/14/2016	246,000.00	.000	08/15/2018	250,000.00	.880	196
912833KS8	234125	2000	S 0 08-15-18	10/26/2017	39,553.60	.000	08/15/2018	40,000.00	1.400	196
912833KS8	234149	2000	S 0 08-15-18	10/26/2017	49,442.00	.000	08/15/2018	50,000.00	1.400	196
912833KS8	234184	2000	S 0 08-15-18	10/27/2017	24,727.75	.000	08/15/2018	25,000.00	1.371	196
EC1700284	227778	3030	JEREMY NIXON .150 8-17-18	08/17/2016	17,000.00	.150	08/17/2018	17,000.00	.150	198
EC1700292	227779	3030	ROBERT JOHNSON .150 8-17-	08/17/2016	30,800.00	.150	08/17/2018	30,800.00	.150	198
EC1700300	227780	3030	DAVID & CYNTHIA .150 8-17-1	08/17/2016	236,680.00	.150	08/17/2018	236,680.00	.150	198
EC1700318	227781	3030	ELI RIEGLE .150 8-17-18	08/17/2016	72,500.00	.150	08/17/2018	72,500.00	.150	198
EC1700326	227782	3030	CHAD WHILDING .150 8-17-18	08/17/2016	210,000.00	.150	08/17/2018	210,000.00	.150	198



Run Date: 2/5/2018 9:58:38 AM

Investments Outstanding As Of Date: 1/31/2018

INVENTORY BY MATURITY REPORT

CUSIP	Investment #	Fund	Issuer	Purchase Date	Current Book	Current Rate	Maturity Date	Current Par	YTM	Days to Maturity
EC1700334	227783	3030	PHILIP-SHIRLEY Y .150 8-17-1	08/17/2016	102,500.00	.150	08/17/2018	102,500.00	.150	198
EC1700342	227784	3030	DAVID FRAGALE .150 8-17-18	08/17/2016	335,160.00	.150	08/17/2018	335,160.00	.150	198
EC1700359	227817	3030	SCOTT WIDEMANN .150 8-17-	08/19/2016	350,000.00	.150	08/17/2018	350,000.00	.150	198
EC1700367	227818	3030	JAMES WIPARINA .150 8-17-1	08/19/2016	29,265.00	.150	08/17/2018	29,265.00	.150	198
EC1700375	227819	3030	ROBIN HOUCK .150 8-17-18	08/19/2016	75,000.00	.150	08/17/2018	75,000.00	.150	198
EC1700383	227820	3030	CHARLES LINDAMOO .150 8-1	08/19/2016	56,955.00	.150	08/17/2018	56,955.00	.150	198
EC1700391	227821	3030	SAMUEL HALL .150 8-17-18	08/19/2016	100,000.00	.150	08/17/2018	100,000.00	.150	198
EC1700409	227822	3030	RAYMOND L FORBES .150 8-1	08/19/2016	70,265.00	.150	08/17/2018	70,265.00	.150	198
EC1700417	227823	3030	BARBARA WOLFE BR .150 8-1	08/19/2016	100,000.00	.150	08/17/2018	100,000.00	.150	198
EC1700425	227829	3030	SCOTT ROBERTS .150 8-22-18	08/22/2016	50,000.00	.150	08/22/2018	50,000.00	.150	203
EC1700433	227830	3030	ERIC JENSEN .150 8-22-18	08/22/2016	97,170.00	.150	08/22/2018	97,170.00	.150	203
EC1700441	227831	3030	CAREY PUCKETT .150 8-22-18	08/22/2016	77,095.00	.150	08/22/2018	77,095.00	.150	203
EC1700458	227832	3030	STEVEN MARKOVICH .150 8-2	08/22/2016	115,665.00	.150	08/22/2018	115,665.00	.150	203
EC1700466	227833	3030	RONALD KIDD .150 8-22-18	08/22/2016	350,000.00	.150	08/22/2018	350,000.00	.150	203
EC1700474	227834	3030	JOSEPH CUSIMANO .150 8-22-	08/22/2016	81,335.00	.150	08/22/2018	81,335.00	.150	203
EC1700482	227835	3030	MARY SHIELDS .150 8-22-18	08/22/2016	349,496.00	.150	08/22/2018	349,496.00	.150	203
EC1700490	227889	3030	JAMES WIGINGTON .150 8-24-	08/26/2016	46,500.00	.150	08/24/2018	46,500.00	.150	205
3130A4DP4	224482	1010	FHLB DEBENTURE	10/20/2015	5,053,100.00	1.300	08/27/2018	5,000,000.00	.922	208
912828RE2	218776	1020	US TREASURY NOTE	08/15/2014	25,156,250.00	1.500	08/31/2018	25,000,000.00	1.341	212
3133EFCN5	223965	1010	FFCB DEBENTURE	09/14/2015	9,978,900.00	1.100	09/04/2018	10,000,000.00	1.172	216
14912L5T4	216405	1030	CATERPILLAR FIN SERV CORP	01/08/2014	5,093,550.00	2.450	09/06/2018	5,000,000.00	2.027	218
3133EGTH8	227951	1010	FFCB DEBENTURE 1.030 9-06-	09/06/2016	9,997,500.00	1.030	09/06/2018	10,000,000.00	1.043	218
LD1700060	227962	3050	ITHKICAN ENTERPR .150 9-06	09/06/2016	180,302.01	.150	09/06/2018	180,302.01	.150	218
RE1700013	227971	3040	WHITE DOVE MATTR .150 9-0	09/07/2016	550,000.00	.150	09/07/2018	550,000.00	.150	219
EC1700508	227972	3030	JOSEPH NAGY .150 9-07-18	09/07/2016	75,000.00	.150	09/07/2018	75,000.00	.150	219
912796NV7	234791	1000	B 09-13-18	01/09/2018	24,721,696.18	.000	09/13/2018	25,000,000.00	1.641	225
912796NV7	234797	1000	B 09-13-18	01/10/2018	24,723,250.00	.000	09/13/2018	25,000,000.00	1.638	225
3130A6AE7	224520	1010	FHLB DEBENTURE	10/22/2015	10,055,800.00	1.125	09/14/2018	10,000,000.00	.929	226
LD1700078	228053	3050	MENKE BROS. CONS .150 9-14	09/16/2016	106,165.53	.150	09/14/2018	106,165.53	.150	226
3134A4BN3	178739	2000	FHLMC STRIP	11/06/2006	2,027,355.57	.000	09/15/2018	3,691,000.00	5.118	227
3134A3Z33	179375	2000	FHLMC STRIP	12/26/2006	943,222.02	.000	09/15/2018	1,698,000.00	5.080	227
3135G0YM9	220797	1010	FNMA DEBENTURE	02/06/2015	20,544,400.00	1.875	09/18/2018	20,000,000.00	1.105	230
EC1700516	228084	3030	DARL HARKLEROAD .150 9-20	09/20/2016	261,002.56	.150	09/20/2018	261,002.56	.150	232



Run Date: 2/5/2018 9:58:38 AM

Investments Outstanding As Of Date: 1/31/2018

INVENTORY BY MATURITY REPORT

CUSIP	Investment #	Fund	Issuer	Purchase Date	Current Book	Current Rate	Maturity Date	Current Par	YTM	Days to Maturity
LD1700086	228146	3050	TIMBERWOODS CAMP .150 9-	09/27/2016	100,000.00	.150	09/27/2018	100,000.00	.150	239
EC1700524	228147	3030	VIRGINIA FOX .150 9-27-18	09/27/2016	181,895.00	.150	09/27/2018	181,895.00	.150	239
EC1700532	228148	3030	PETER CROWLEY .150 9-27-18	09/27/2016	204,332.70	.150	09/27/2018	204,332.70	.150	239
EC1700540	228149	3030	PAUL HICKS .150 9-27-18	09/27/2016	350,000.00	.150	09/27/2018	350,000.00	.150	239
EC1700557	228150	3030	DAVID MOES .150 9-27-18	09/27/2016	41,485.00	.150	09/27/2018	41,485.00	.150	239
EC1700565	228151	3030	ABIGAIL NORRIS T .150 9-27-	09/27/2016	175,007.00	.150	09/27/2018	175,007.00	.150	239
EC1700573	228153	3030	JOSHUA SCHMIDT .150 9-27-1	09/27/2016	76,935.00	.150	09/27/2018	76,935.00	.150	239
EC1700581	228154	3030	JUSTIN AND KELLY .150 9-27-	09/27/2016	135,000.00	.150	09/27/2018	135,000.00	.150	239
EC1700599	228155	3030	ROXANNE DUDLEY .150 9-27-	09/27/2016	210,000.00	.150	09/27/2018	210,000.00	.150	239
EC1700607	228156	3030	COLIN VOGT .150 9-27-18	09/27/2016	189,000.00	.150	09/27/2018	189,000.00	.150	239
EC1700615	228157	3030	RENE MILLER .150 9-27-18	09/27/2016	350,000.00	.150	09/27/2018	350,000.00	.150	239
3130A7HV0	225714	1010	FHLB DEBENTURE	03/28/2016	7,496,250.00	1.125	09/28/2018	7,500,000.00	1.145	240
EC1700623	228164	3030	KELLY JONS .150 9-28-18	09/28/2016	125,000.00	.150	09/28/2018	125,000.00	.150	240
EC1700631	228165	3030	MATHEW WADE .150 9-28-18	09/28/2016	29,145.00	.150	09/28/2018	29,145.00	.150	240
EC1700649	228166	3030	KELLY GARRETT & .150 9-28-1	09/28/2016	213,605.00	.150	09/28/2018	213,605.00	.150	240
EC1700656	228167	3030	LORETTA ALFORD .150 9-28-1	09/28/2016	79,990.00	.150	09/28/2018	79,990.00	.150	240
EC1700664	228168	3030	THOMAS CADENHEAD .150 9-	09/28/2016	309,344.00	.150	09/28/2018	309,344.00	.150	240
EC1700672	228169	3030	SUZANNE SERRATO .150 9-28-	09/28/2016	150,000.00	.150	09/28/2018	150,000.00	.150	240
EC1700680	228170	3030	THOMAS DEWITT .150 9-28-1	09/28/2016	210,000.00	.150	09/28/2018	210,000.00	.150	240
EC1700698	228171	3030	MARVIN EILERMAN .150 9-28-	09/28/2016	350,000.00	.150	09/28/2018	350,000.00	.150	240
EC1700706	228172	3030	MATTHEW CAWLEY .150 9-28-	09/28/2016	245,000.00	.150	09/28/2018	245,000.00	.150	240
LD1700094	228183	3050	TEAMONE BEC LLC .150 9-28-	09/28/2016	240,000.00	.150	09/28/2018	240,000.00	.150	240
912828RH5	216344	1020	US TREASURY NOTE	12/24/2013	24,750,000.00	1.375	09/30/2018	25,000,000.00	1.594	242
3130A9AE1	228263	1010	FHLB DEBENTURE .875 10-01-	10/11/2016	9,991,000.00	.875	10/01/2018	10,000,000.00	.921	243
LD1700102	228250	3050	ITHKICAN ENTERPR .150 10-0	10/06/2016	68,906.99	.150	10/05/2018	68,906.99	.150	247
EC1700714	228260	3030	WENDY CLINE .150 10-05-18	10/07/2016	29,081.00	.150	10/05/2018	29,081.00	.150	247
EC1700722	228262	3030	ZACHARY PRICE .150 10-05-1	10/07/2016	60,000.00	.150	10/05/2018	60,000.00	.150	247
LD1700110	228273	3050	ELITE NATURESCAP .150 10-1	10/11/2016	213,000.00	.150	10/11/2018	213,000.00	.150	253
LD1700128	228316	3050	HJR NEWLON LLC .150 10-12-	10/12/2016	224,008.29	.150	10/12/2018	224,008.29	.150	254
76116ECK4	728	2000	REF CORP STRIP	05/22/1995	549,780.00	.000	10/15/2018	3,000,000.00	7.385	257
76116ECK4	729	2000	REF CORP STRIP	10/18/1995	563,810.00	.000	10/15/2018	2,600,000.00	6.760	257
76116ECK4	179054	2000	REF CORP STRIP	11/28/2006	54,912.67	.000	10/15/2018	97,000.00	4.847	257
880591EQ1	218162	1010	TVA DEBENTURE	06/23/2014	10,061,300.00	1.750	10/15/2018	10,000,000.00	1.602	257



Run Date: 2/5/2018 9:58:38 AM

Investments Outstanding As Of Date: 1/31/2018

INVENTORY BY MATURITY REPORT

CUSIP	Investment #	Fund	Issuer	Purchase Date	Current Book	Current Rate	Maturity Date	Current Par	YTM	Days to Maturity
912828L81	227785	1020	US TREASURY NOTE .875 10-1	08/18/2016	25,048,828.13	.875	10/15/2018	25,000,000.00	.783	257
3133EFJE8	224343	1010	FFCB DEBENTURE	10/19/2015	15,000,000.00	1.070	10/19/2018	15,000,000.00	1.070	261
LD1700136	228388	3050	PRINTEX INC .150 10-12-18	10/21/2016	251,301.50	.150	10/19/2018	251,301.50	.150	261
LD1700144	228389	3050	LISA BROWNING DD .150 10-1	10/21/2016	233,914.24	.150	10/19/2018	233,914.24	.150	261
89236TAY1	227597	1030	TOYOTA MOTOR CRE 2.000 10	08/05/2016	10,207,600.00	2.000	10/24/2018	10,000,000.00	1.051	266
EC1700730	228427	3030	Todd Hunt .150 10-26-18	10/26/2016	70,000.00	.150	10/26/2018	70,000.00	.150	268
EC1700748	228430	3030	William Dusseau .150 10-26-1	10/26/2016	350,000.00	.150	10/26/2018	350,000.00	.150	268
EC1700755	228431	3030	Dennis Marvich .150 10-26-18	10/26/2016	95,040.00	.150	10/26/2018	95,040.00	.150	268
EC1700763	228432	3030	Jennifer Johnson .150 10-26-1	10/26/2016	347,200.00	.150	10/26/2018	347,200.00	.150	268
EC1700771	228433	3030	Jeffery Berg .150 10-26-18	10/26/2016	67,500.00	.150	10/26/2018	67,500.00	.150	268
EC1700789	228434	3030	David Snook .150 10-26-18	10/26/2016	92,765.00	.150	10/26/2018	92,765.00	.150	268
EC1700797	228451	3030	JESSE DICKERSON .150 10-26	10/27/2016	250,000.00	.150	10/26/2018	250,000.00	.150	268
EC1700805	228452	3030	LORNA WILLIAMSON .150 10-	10/27/2016	119,960.00	.150	10/26/2018	119,960.00	.150	268
EC1700813	228453	3030	JERREL BLANKENSH .150 10-2	10/27/2016	64,500.00	.150	10/26/2018	64,500.00	.150	268
EC1700821	228454	3030	JOHN-DANEILLE GW .150 10-2	10/27/2016	206,696.00	.150	10/26/2018	206,696.00	.150	268
EC1700839	228455	3030	MICHAEL MCANGUS .150 10-2	10/27/2016	329,000.00	.150	10/26/2018	329,000.00	.150	268
EC1700847	228456	3030	MARY RUGGIERI .150 10-26-1	10/27/2016	96,464.55	.150	10/26/2018	96,464.55	.150	268
EC1700854	228457	3030	JOSEPH RAQUEPAW .150 10-2	10/27/2016	114,205.00	.150	10/26/2018	114,205.00	.150	268
EC1700862	228458	3030	BARBARA FRENCH .150 10-26-	10/27/2016	133,380.00	.150	10/26/2018	133,380.00	.150	268
EC1700870	228472	3030	BENJAMIN BEDORE .150 10-2	10/28/2016	120,000.00	.150	10/26/2018	120,000.00	.150	268
EC1700888	228473	3030	RICHARD BROWN .150 10-26-	10/28/2016	72,500.00	.150	10/26/2018	72,500.00	.150	268
EC1700896	228474	3030	MICHAEL FERDINAN .150 10-2	10/28/2016	25,000.00	.150	10/26/2018	25,000.00	.150	268
EC1700904	228475	3030	CHRISTOPHER MILN .150 10-2	10/28/2016	308,682.50	.150	10/26/2018	308,682.50	.150	268
EC1700912	228476	3030	CYNTHIA WINSLOW .150 10-2	10/28/2016	150,000.00	.150	10/26/2018	150,000.00	.150	268
LD1700151	228477	3050	VOSS BROTHERS SA .150 10-2	10/28/2016	400,000.00	.150	10/26/2018	400,000.00	.150	268
3136G2PF8	224413	1010	FNMA DEBENTURE	10/29/2015	9,996,100.00	1.125	10/29/2018	10,000,000.00	1.138	271
3136G2PF8	224519	1010	FNMA DEBENTURE	10/29/2015	5,000,000.00	1.125	10/29/2018	5,000,000.00	1.125	271
912828WD8	224000	1020	US TREASURY NOTE	09/15/2015	20,117,968.75	1.250	10/31/2018	20,000,000.00	1.058	273
LD1700169	228490	3050	JUST MIKES JERK .150 10-31-	10/31/2016	37,897.11	.150	10/31/2018	37,897.11	.150	273
191216BF6	223545	1030	COCA COLA COMPANY	07/31/2015	6,360,068.80	1.650	11/01/2018	6,320,000.00	1.449	274
LD1700177	228503	3050	BENROTH ENTERPRI .150 11-	11/01/2016	200,000.00	.150	11/01/2018	200,000.00	.150	274
LD1700185	228504	3050	3B VENTURES LLC .150 11-01-	11/01/2016	200,000.00	.150	11/01/2018	200,000.00	.150	274
594918BF0	226991	1030	MICROSOFT CORP 1.300 11-0	06/10/2016	11,850,360.00	1.300	11/03/2018	11,775,000.00	1.029	276



Run Date: 2/5/2018 9:58:38 AM

Investments Outstanding As Of Date: 1/31/2018

INVENTORY BY MATURITY REPORT

CUSIP	Investment #	Fund	Issuer	Purchase Date	Current Book	Current Rate	Maturity Date	Current Par	YTM	Days to Maturity
69353RET1	228094	1030	PNC BANK NA 1.800 11-05-1	09/23/2016	5,046,200.00	1.800	11/05/2018	5,000,000.00	1.355	278
LD1700201	228586	3050	4-K TIRE INC .150 10-12-18	11/08/2016	341,177.01	.150	11/08/2018	341,177.01	.150	281
LD1700193	228587	3050	KIDS COUNT INC. .150 11-08-	11/08/2016	23,326.50	.150	11/08/2018	23,326.50	.150	281
EC1700920	228597	3030	LARRY KLEILEIN .150 11-09-1	11/09/2016	163,541.00	.150	11/09/2018	163,541.00	.150	282
EC1700938	228598	3030	JOSEPH BROWNFIEL .150 11-	11/09/2016	34,475.00	.150	11/09/2018	34,475.00	.150	282
EC1700946	228599	3030	MICHELLE HULL .150 11-09-18	11/09/2016	150,000.00	.150	11/09/2018	150,000.00	.150	282
EC1700953	228600	3030	CHARLES KURTH .150 11-09-1	11/09/2016	201,950.00	.150	11/09/2018	201,950.00	.150	282
912833KT6	179292	2000	US TREASURY STRIP	12/18/2006	143,770.00	.000	11/15/2018	250,000.00	4.700	288
912803AP8	183728	2000	US TREASURY STRIP (P)	12/05/2007	31,345.00	.000	11/15/2018	50,000.00	4.312	288
912803AP8	183935	2000	US TREASURY STRIP (P)	12/19/2007	60,765.00	.000	11/15/2018	100,000.00	4.620	288
912803AP8	184225	2000	US TREASURY STRIP (P)	01/10/2008	95,280.00	.000	11/15/2018	150,000.00	4.228	288
912833KT6	189212	2000	US TREASURY STRIP	11/21/2008	65,522.00	.000	11/15/2018	100,000.00	4.280	288
912833KT6	189258	2000	US TREASURY STRIP	11/21/2008	3,375.00	.000	11/15/2018	5,000.00	3.976	288
912833KT6	189957	2000	US TREASURY STRIP	01/12/2009	183,902.50	.000	11/15/2018	250,000.00	3.145	288
912833KT6	190245	2000	US TREASURY STRIP	02/04/2009	70,790.00	.000	11/15/2018	100,000.00	3.565	288
912833KT6	194191	2000	US TREASURY STRIP	11/24/2009	72,768.00	.000	11/15/2018	100,000.00	3.573	288
912833KT6	194724	2000	US TREASURY STRIP	01/28/2010	36,194.00	.000	11/15/2018	50,000.00	3.708	288
912833KT6	201927	2000	US TREASURY STRIP	11/17/2010	41,744.50	.000	11/15/2018	50,000.00	2.270	288
912833KT6	202145	2000	US TREASURY STRIP	11/24/2010	40,867.50	.000	11/15/2018	50,000.00	2.545	288
912833KT6	203385	2000	US TREASURY STRIP	01/31/2011	79,140.00	.000	11/15/2018	100,000.00	3.027	288
912833KT6	212186	2000	US TREASURY STRIP	11/30/2012	142,264.50	.000	11/15/2018	150,000.00	.891	288
912833KT6	212317	2000	US TREASURY STRIP	12/13/2012	333,371.50	.000	11/15/2018	350,000.00	.824	288
912833KT6	212646	2000	US TREASURY STRIP	01/17/2013	47,325.00	.000	11/15/2018	50,000.00	.946	288
912833KT6	216066	2000	US TREASURY STRIP	11/21/2013	46,746.00	.000	11/15/2018	50,000.00	1.355	288
912833KT6	216411	2000	US TREASURY STRIP	01/09/2014	92,150.00	.000	11/15/2018	100,000.00	1.693	288
91159HHE3	216674	1030	US BANCORP	02/18/2014	15,070,500.00	1.950	11/15/2018	15,000,000.00	1.846	288
912833KT6	219688	2000	US TREASURY STRIP	11/20/2014	236,262.50	.000	11/15/2018	250,000.00	1.423	288
912833KT6	220241	2000	US TREASURY STRIP	01/09/2015	47,677.00	.000	11/15/2018	50,000.00	1.240	288
912833KT6	220343	2000	US TREASURY STRIP	01/20/2015	95,681.00	.000	11/15/2018	100,000.00	1.160	288
912833KT6	220429	2000	US TREASURY STRIP	01/26/2015	96,061.00	.000	11/15/2018	100,000.00	1.060	288
912833KT6	220450	2000	US TREASURY STRIP	01/26/2015	47,977.00	.000	11/15/2018	50,000.00	1.090	288
912833KT6	220469	2000	US TREASURY STRIP	01/26/2015	38,398.40	.000	11/15/2018	40,000.00	1.078	288
912833KT6	220498	2000	US TREASURY STRIP	01/27/2015	239,797.50	.000	11/15/2018	250,000.00	1.100	288



Run Date: 2/5/2018 9:58:38 AM

Investments Outstanding As Of Date: 1/31/2018

INVENTORY BY MATURITY REPORT

CUSIP	Investment #	Fund	Issuer	Purchase Date	Current Book	Current Rate	Maturity Date	Current Par	YTM	Days to Maturity
912833KT6	220602	2000	US TREASURY STRIP	01/29/2015	239,185.00	.000	11/15/2018	250,000.00	1.169	288
912833KT6	225017	2000	USTREASURYSTRIP	12/24/2015	241,175.00	.000	11/15/2018	250,000.00	1.246	288
912833KT6	225338	2000	USTREASURYSTRIP	02/04/2016	97,353.00	.000	11/15/2018	100,000.00	.968	288
912820RM1	228567	2000	US TREASURY STRI ZERO-% 1	11/14/2016	17,707.32	.000	11/15/2018	18,000.00	.820	288
912833KT6	229096	2000	S 0 11-15-18	01/12/2017	19,575.40	.000	11/15/2018	20,000.00	1.170	288
912833KT6	229098	2000	S 0 11-15-18	01/12/2017	19,575.40	.000	11/15/2018	20,000.00	1.170	288
912833KT6	229267	2000	S 0 11-15-18	01/26/2017	245,240.00	.000	11/15/2018	250,000.00	1.070	288
912833KT6	229393	2000	S 0 11-15-18	02/02/2017	39,232.80	.000	11/15/2018	40,000.00	1.090	288
912833KT6	234353	2000	S 0 11-15-18	11/16/2017	98,511.00	.000	11/15/2018	100,000.00	1.510	288
LD1700219	228672	3050	MAZZULO ENTERPRI .150 11-1	11/17/2016	127,516.69	.150	11/16/2018	127,516.69	.150	289
3133EF3T2	226539	1010	FFCB DEBENTURE .850 11-19-	04/25/2016	4,982,300.00	.850	11/19/2018	5,000,000.00	.990	292
3135GOYT4	224518	1010	FNMA DEBENTURE	10/22/2015	15,307,350.00	1.625	11/27/2018	15,000,000.00	.952	300
EC1700961	228741	3030	JAMES VANSKY	11/28/2016	68,890.00	.150	11/28/2018	68,890.00	.150	301
EC1700987	228742	3030	DANIELLE FLOSLER-LUSSIER	11/28/2016	103,965.00	.150	11/28/2018	103,965.00	.150	301
EC1700979	228743	3030	JOHN TANSEY	11/28/2016	350,000.00	.150	11/28/2018	350,000.00	.150	301
EC1700995	228744	3030	DAVID WHEELAND	11/28/2016	314,762.84	.150	11/28/2018	314,762.84	.150	301
EC1701001	228745	3030	MICHAEL WHITE	11/28/2016	350,000.00	.150	11/28/2018	350,000.00	.150	301
EC1701019	228746	3030	DOUGLAS TYO	11/28/2016	105,000.00	.150	11/28/2018	105,000.00	.150	301
EC1701027	228747	3030	EDWARD HOAR	11/28/2016	260,036.00	.150	11/28/2018	260,036.00	.150	301
EC1701035	228758	3030	DAVID NERONI	11/29/2016	100,000.00	.150	11/29/2018	100,000.00	.150	302
EC1701043	228759	3030	JAMES WISEMAN	11/29/2016	75,000.00	.150	11/29/2018	75,000.00	.150	302
EC1701050	228760	3030	LOIS BROWN	11/29/2016	50,000.00	.150	11/29/2018	50,000.00	.150	302
EC1701068	228761	3030	BETTE KLEIN	11/29/2016	75,000.00	.150	11/29/2018	75,000.00	.150	302
EC1701084	228763	3030	PATRICK BRAY	11/29/2016	192,115.00	.150	11/29/2018	192,115.00	.150	302
EC1701092	228764	3030	THOMAS DAVID KNAPP	11/29/2016	155,000.00	.150	11/29/2018	155,000.00	.150	302
EC1701100	228765	3030	ALAN KNOWLES	11/29/2016	103,140.00	.150	11/29/2018	103,140.00	.150	302
EC1701118	228766	3030	ROGER BALLERINO	11/29/2016	51,230.00	.150	11/29/2018	51,230.00	.150	302
EC1701126	228767	3030	PHILIP GROSS	11/29/2016	350,000.00	.150	11/29/2018	350,000.00	.150	302
EC1701134	228794	3030	LARRY SLUSHER	11/29/2016	67,500.00	.150	11/29/2018	67,500.00	.150	302
912828A34	219352	1020	US TREASURY NOTE	10/21/2014	10,014,843.75	1.250	11/30/2018	10,000,000.00	1.213	303
EC1701142	228800	3030	CAITLYN MARSHFIELD	12/02/2016	62,350.00	.150	11/30/2018	62,350.00	.150	303
LD1700227	228811	3050	BATAVIA DAIRY QUEEN	12/05/2016	114,000.00	.150	12/05/2018	114,000.00	.150	308
EC1701159	228829	3030	JAMES BRUMBAUGH	12/07/2016	196,250.00	.150	12/07/2018	196,250.00	.150	310



Run Date: 2/5/2018 9:58:38 AM

Investments Outstanding As Of Date: 1/31/2018

INVENTORY BY MATURITY REPORT

CUSIP	Investment #	Fund	Issuer	Purchase Date	Current Book	Current Rate	Maturity Date	Current Par	YTM	Days to Maturity
EC1701167	228840	3030	RENEE WHITED	12/08/2016	278,555.83	.150	12/07/2018	278,555.83	.150	310
LD1700243	228857	3050	CLOUSE ELECTRIC INC	12/12/2016	260,349.41	.150	12/12/2018	260,349.41	.150	315
313376BR5	218296	1010	FHLB DEBENTURE	07/02/2014	15,023,265.50	1.750	12/14/2018	14,890,000.00	1.541	317
EC1701175	228891	3030	FAITH YODER	12/15/2016	90,000.00	.150	12/14/2018	90,000.00	.150	317
LD1700250	228903	3050	BURREY INSURANCE AGENCY	12/16/2016	400,000.00	.150	12/14/2018	400,000.00	.150	317
EC1701191	228904	3030	AUSTIN MEHL	12/16/2016	60,000.00	.150	12/14/2018	60,000.00	.150	317
EC1701183	228905	3030	ASHFAQ AHMED	12/16/2016	250,000.00	.150	12/14/2018	250,000.00	.150	317
931142DJ9	222968	1030	WAL-MART STORES	06/16/2015	7,278,851.84	1.950	12/15/2018	7,171,000.00	1.507	318
912828N22	225011	1020	US TREASURY NOTE	12/22/2015	9,992,187.50	1.250	12/15/2018	10,000,000.00	1.277	318
EC1701209	228916	3030	LAURA BLUEBAUGH	12/19/2016	41,325.00	.150	12/19/2018	41,325.00	.150	322
EC1701217	228917	3030	EDWARD BOSE JR	12/19/2016	178,500.00	.150	12/19/2018	178,500.00	.150	322
EC1701225	228918	3030	STEPHEN FRANCIS	12/19/2016	350,000.00	.150	12/19/2018	350,000.00	.150	322
EC1701233	228919	3030	ROBIN HORTH	12/19/2016	106,250.00	.150	12/19/2018	106,250.00	.150	322
EC1701241	228920	3030	JASON MIKES	12/19/2016	190,000.00	.150	12/19/2018	190,000.00	.150	322
EC1701258	228921	3030	SHELDON STUTZMAN	12/19/2016	114,800.00	.150	12/19/2018	114,800.00	.150	322
EC1701266	228922	3030	PAUL SWEENEY	12/19/2016	64,500.00	.150	12/19/2018	64,500.00	.150	322
EC1701274	228923	3030	JANICE WILSON	12/19/2016	150,000.00	.150	12/19/2018	150,000.00	.150	322
EC1701282	228924	3030	JOSEPH ZIMMERMAN	12/19/2016	31,405.00	.150	12/19/2018	31,405.00	.150	322
EC1701290	228925	3030	WENDY CLINE	12/19/2016	174,486.00	.150	12/19/2018	174,486.00	.150	322
EC1701308	228961	3030	ROBERT CROWDER	12/22/2016	74,165.00	.150	12/21/2018	74,165.00	.150	324
EC1701316	228962	3030	DOMINIC ESPOSITO	12/22/2016	175,007.00	.150	12/21/2018	175,007.00	.150	324
EC1701324	228963	3030	SAM HAND	12/22/2016	130,000.00	.150	12/21/2018	130,000.00	.150	324
EC1701332	228964	3030	WESLEY LEWIS	12/22/2016	184,436.00	.150	12/21/2018	184,436.00	.150	324
EC1701340	228965	3030	JOSEPH LOVETT	12/22/2016	350,000.00	.150	12/21/2018	350,000.00	.150	324
EC1701357	228966	3030	STEPHEN ROSHON	12/22/2016	150,000.00	.150	12/21/2018	150,000.00	.150	324
EC1701365	228967	3030	CURTIS SCOTT	12/22/2016	115,000.00	.150	12/21/2018	115,000.00	.150	324
EC1701373	228968	3030	DON SHAFER	12/22/2016	197,050.00	.150	12/21/2018	197,050.00	.150	324
EC1701381	228969	3030	ANGELA SMITH	12/22/2016	51,500.00	.150	12/21/2018	51,500.00	.150	324
EC1701399	228982	3030	PETER WALKER	12/23/2016	47,299.75	.150	12/21/2018	47,299.75	.150	324
EC1701407	228983	3030	CHRISTOPHER STOLL	12/23/2016	107,060.00	.150	12/21/2018	107,060.00	.150	324
LD1700268	228991	3050	TP TECH LLC	12/27/2016	170,085.43	.150	12/27/2018	170,085.43	.150	330
3134G8TN9	226733	1010	FHLMC MEDIUM TER 1.150 12	05/05/2016	9,112,922.00	1.150	12/28/2018	9,100,000.00	1.095	331
LD1700276	229024	3050	SADLER CORPORATION	12/29/2016	100,000.00	.150	12/28/2018	100,000.00	.150	331



Run Date: 2/5/2018 9:58:38 AM

Investments Outstanding As Of Date: 1/31/2018

INVENTORY BY MATURITY REPORT

CUSIP	Investment #	Fund	Issuer	Purchase Date	Current Book	Current Rate	Maturity Date	Current Par	YTM	Days to Maturity
912828RY8	223894	1020	US TREASURY NOTE	09/01/2015	25,161,132.81	1.375	12/31/2018	25,000,000.00	1.177	334
912828U99	229011	1020	T 1 1-4 12-31-18	01/03/2017	9,993,750.00	1.250	12/31/2018	10,000,000.00	1.282	334
3134A1NA4	121236	2000	FHLMC STRIP	11/08/1999	5,665,170.00	.000	01/02/2019	21,000,000.00	6.960	336
912796PK9	234962	1000	B 01-03-19	01/23/2018	24,589,713.54	.000	01/03/2019	25,000,000.00	1.741	337
912796PK9	234991	1000	B 01-03-19	01/24/2018	24,591,500.00	.000	01/03/2019	25,000,000.00	1.738	337
EC1701415	229067	3030	MELISSA LAZUKA	01/05/2017	121,575.00	.150	01/04/2019	121,575.00	.150	338
LD1700284	229166	3050	DEBANDALE PRINTING INC	01/11/2017	32,000.00	.500	01/11/2019	32,000.00	.500	345
31359YCD7	173954	2000	FNMA STRIP	12/13/2005	162,107.46	.000	01/15/2019	317,000.00	5.190	349
31359YCD7	179698	2000	FNMA STRIP	01/31/2007	79,561.50	.000	01/15/2019	150,000.00	5.375	349
94974BFQ8	216671	1030	WELLS FARGO & CO	02/14/2014	5,035,050.00	2.150	01/15/2019	5,000,000.00	2.000	349
94974BFQ8	227595	1030	WELLS FARGO & CO 2.150 1-1	08/05/2016	9,467,361.04	2.150	01/15/2019	9,272,000.00	1.272	349
LD1700292	229288	3050	NAILS 90 NAILS & SPA LLC	01/24/2017	341,496.20	.150	01/24/2019	341,496.20	.150	358
EC1701423	229327	3030	MARK ROGERS	01/26/2017	200,195.00	.150	01/25/2019	200,195.00	.150	359
EC1701522	229328	3030	JAMES BURCHAM	01/26/2017	74,750.00	.150	01/25/2019	74,750.00	.150	359
EC1701431	229329	3030	LOUIS THOMPSON	01/26/2017	350,000.00	.150	01/25/2019	350,000.00	.150	359
EC1701530	229330	3030	CHARLES WORKMAN	01/26/2017	200,000.00	.150	01/25/2019	200,000.00	.150	359
EC1701449	229331	3030	MITCHELL CONN	01/26/2017	109,700.00	.150	01/25/2019	109,700.00	.150	359
EC1701548	229332	3030	MELVIN JONES	01/26/2017	111,500.00	.150	01/25/2019	111,500.00	.150	359
EC1701456	229333	3030	ADAM GERBER	01/26/2017	80,000.00	.150	01/25/2019	80,000.00	.150	359
EC1701555	229334	3030	DEBORAH TANAKA	01/26/2017	323,260.00	.150	01/25/2019	323,260.00	.150	359
EC1701464	229335	3030	MARGARET ANN GOODMAN	01/26/2017	140,560.00	.150	01/25/2019	140,560.00	.150	359
EC1701563	229336	3030	SHAYNE HARVEY	01/26/2017	276,500.00	.150	01/25/2019	276,500.00	.150	359
EC1701472	229337	3030	WILLIAM BURSLEY	01/26/2017	24,900.00	.150	01/25/2019	24,900.00	.150	359
EC1701571	229338	3030	ANTHONY RYNO	01/26/2017	350,000.00	.150	01/25/2019	350,000.00	.150	359
EC1701480	229339	3030	WILLIAM FOOTE	01/26/2017	122,500.00	.150	01/25/2019	122,500.00	.150	359
EC1701589	229340	3030	JANE USHER	01/26/2017	50,000.00	.150	01/25/2019	50,000.00	.150	359
EC1701498	229341	3030	PATRICIA LARSON	01/26/2017	53,195.00	.150	01/25/2019	53,195.00	.150	359
EC1701597	229342	3030	DAVID KRALL	01/26/2017	236,250.00	.150	01/25/2019	236,250.00	.150	359
EC1701506	229343	3030	RICKEY RULMAN	01/26/2017	267,274.00	.150	01/25/2019	267,274.00	.150	359
EC1701605	229344	3030	RYAN LONG	01/26/2017	245,000.00	.150	01/25/2019	245,000.00	.150	359
EC1701514	229345	3030	FRED WAGNER	01/26/2017	51,575.00	.150	01/25/2019	51,575.00	.150	359
EC1701613	229346	3030	ROBERT KRAMB	01/26/2017	75,000.00	.150	01/25/2019	75,000.00	.150	359
46625HJR2	216670	1030	JP MORGAN CHASE & CO	02/14/2014	10,028,100.00	2.350	01/28/2019	10,000,000.00	2.290	362



Run Date: 2/5/2018 9:58:38 AM

Investments Outstanding As Of Date: 1/31/2018

INVENTORY BY MATURITY REPORT

CUSIP	Investment #	Fund	Issuer	Purchase Date	Current Book	Current Rate	Maturity Date	Current Par	YTM	Days to Maturity
3135G0G31	224548	1010	FNMA DEBENTURE	10/29/2015	10,000,000.00	1.200	01/29/2019	10,000,000.00	1.200	363
3134G92B2	228019	1010	FHLMC DEBENTURE .950 1-30	09/14/2016	14,985,000.00	.950	01/30/2019	15,000,000.00	.993	364
912828SD3	221891	1020	US TREASURY NOTE	04/17/2015	25,156,250.00	1.250	01/31/2019	25,000,000.00	1.081	365
LD1700300	229422	3050	J.A. MCMAHON INC.	01/31/2017	400,000.00	.500	01/31/2019	400,000.00	.500	365
31358ACM0	70368	2000	FNMA STRIP	08/28/1998	80,796.73	.000	02/01/2019	270,000.00	5.995	366
31358ACM0	104954	2000	FNMA STRIP	04/30/1999	1,660,581.45	.000	02/01/2019	5,665,000.00	6.309	366
LD1700318	229474	3050	HOFFMANN GOTTFRIED MACK	02/03/2017	340,902.60	.500	02/01/2019	340,902.60	.500	366
LD1700326	229511	3050	WON LEASING LLC.	02/08/2017	138,494.50	.150	02/08/2019	138,494.50	.150	373
LD1700334	229536	3050	PREMIER INTEGRATION	02/09/2017	96,523.85	.150	02/08/2019	96,523.85	.150	373
45920OHT1	224247	1030	IBM CORP	09/29/2015	3,029,550.00	1.950	02/12/2019	3,000,000.00	1.648	377
LD1700342	229573	3050	VERDI S ITALIAN MRKT BELCI	02/14/2017	209,177.09	.150	02/14/2019	209,177.09	.150	379
912833KU3	180366	2000	US TREASURY STRIP	04/03/2007	28,309.50	.000	02/15/2019	50,000.00	4.850	380
912833KU3	180518	2000	US TREASURY STRIP	04/12/2007	55,873.00	.000	02/15/2019	100,000.00	4.975	380
912833KU3	184836	2000	US TREASURY STRIP	02/28/2008	6,205.19	.000	02/15/2019	10,000.00	4.400	380
912803AQ6	185226	2000	US TREASURY STRIP (P)	03/27/2008	6,430.00	.000	02/15/2019	10,000.00	4.098	380
912833KU3	185269	2000	US TREASURY STRIP	03/28/2008	32,008.50	.000	02/15/2019	50,000.00	4.140	380
912833KU3	185595	2000	US TREASURY STRIP	04/16/2008	32,172.00	.000	02/15/2019	50,000.00	4.112	380
912833KU3	185614	2000	US TREASURY STRIP	04/16/2008	6,498.00	.000	02/15/2019	10,000.00	4.019	380
912833KU3	185881	2000	US TREASURY STRIP	04/28/2008	15,707.50	.000	02/15/2019	25,000.00	4.350	380
912833KU3	190595	2000	US TREASURY STRIP	02/27/2009	35,473.50	.000	02/15/2019	50,000.00	3.474	380
912833KU3	190826	2000	US TREASURY STRIP	03/20/2009	35,229.50	.000	02/15/2019	50,000.00	3.565	380
912833KU3	190952	2000	US TREASURY STRIP	03/30/2009	72,790.00	.000	02/15/2019	100,000.00	3.240	380
912833KU3	191118	2000	US TREASURY STRIP	04/13/2009	3,650.00	.000	02/15/2019	5,000.00	3.223	380
912833KU3	191205	2000	US TREASURY STRIP	04/16/2009	35,937.50	.000	02/15/2019	50,000.00	3.386	380
912833KU3	191856	2000	US TREASURY STRIP	04/24/2009	36,191.50	.000	02/15/2019	50,000.00	3.321	380
912833KU3	194853	2000	US TREASURY STRIP	02/08/2010	70,898.00	.000	02/15/2019	100,000.00	3.850	380
912833KU3	195176	2000	US TREASURY STRIP	03/03/2010	35,679.50	.000	02/15/2019	50,000.00	3.804	380
912833KU3	195386	2000	US TREASURY STRIP	03/12/2010	71,206.00	.000	02/15/2019	100,000.00	3.839	380
912833KU3	195855	2000	US TREASURY STRIP	04/08/2010	35,115.00	.000	02/15/2019	50,000.00	4.030	380
912833KU3	196880	2000	US TREASURY STRIP	04/30/2010	36,093.50	.000	02/15/2019	50,000.00	3.740	380
912833KU3	203854	2000	US TREASURY STRIP	02/28/2011	38,705.50	.000	02/15/2019	50,000.00	3.241	380
912833KU3	204501	2000	US TREASURY STRIP	04/12/2011	77,234.00	.000	02/15/2019	100,000.00	3.320	380
912833KU3	205414	2000	US TREASURY STRIP	05/05/2011	79,306.00	.000	02/15/2019	100,000.00	3.002	380



Run Date: 2/5/2018 9:58:38 AM

Investments Outstanding As Of Date: 1/31/2018

INVENTORY BY MATURITY REPORT

CUSIP	Investment #	Fund	Issuer	Purchase Date	Current Book	Current Rate	Maturity Date	Current Par	YTM	Days to Maturity
912833KU3	208697	2000	US TREASURY STRIP	02/16/2012	45,365.50	.000	02/15/2019	50,000.00	1.395	380
912833KU3	208868	2000	US TREASURY STRIP	03/05/2012	90,727.00	.000	02/15/2019	100,000.00	1.406	380
912833KU3	209007	2000	US TREASURY STRIP	03/19/2012	44,420.00	.000	02/15/2019	50,000.00	1.720	380
912833KU3	209132	2000	US TREASURY STRIP	04/05/2012	44,803.00	.000	02/15/2019	50,000.00	1.606	380
912833KU3	209924	2000	US TREASURY STRIP	04/30/2012	45,478.50	.000	02/15/2019	50,000.00	1.400	380
912833KU3	213281	2000	US TREASURY STRIP	03/25/2013	47,034.00	.000	02/15/2019	50,000.00	1.040	380
912833KU3	213356	2000	US TREASURY STRIP	03/28/2013	94,297.00	.000	02/15/2019	100,000.00	1.000	380
912833KU3	213433	2000	US TREASURY STRIP	04/04/2013	47,314.50	.000	02/15/2019	50,000.00	.943	380
912833KU3	213500	2000	US TREASURY STRIP	04/12/2013	95,002.00	.000	02/15/2019	100,000.00	.879	380
912833KU3	214251	2000	US TREASURY STRIP	05/02/2013	95,262.00	.000	02/15/2019	100,000.00	.840	380
912833KU3	216906	2000	US TREASURY STRIP	03/21/2014	231,650.00	.000	02/15/2019	250,000.00	1.560	380
912833KU3	220871	2000	US TREASURY STRIP	02/13/2015	38,007.20	.000	02/15/2019	40,000.00	1.280	380
912833KU3	222343	2000	US TREASURY STRIP	04/30/2015	38,412.00	.000	02/15/2019	40,000.00	1.070	380
912833KU3	225723	2000	USTREASURYSTRIP	03/17/2016	38,760.00	.000	02/15/2019	40,000.00	1.083	380
912833KU3	225752	2000	USTREASURYSTRIP	03/17/2016	17,675.67	.000	02/15/2019	18,250.00	1.100	380
912828P53	227867	1020	US TREASURY NOTE .750 2-15	08/26/2016	14,971,875.00	.750	02/15/2019	15,000,000.00	.827	380
912828P53	228236	1020	US TREASURY NOTE .750 2-15	10/06/2016	9,960,937.50	.750	02/15/2019	10,000,000.00	.918	380
912833KU3	229646	2000	S 0 02-15-19	02/24/2017	50,750.96	.000	02/15/2019	52,000.00	1.235	380
912833KU3	230013	2000	S 0 02-15-19	03/24/2017	390,260.00	.000	02/15/2019	400,000.00	1.303	380
912833KU3	230127	2000	S 0 02-15-19	03/30/2017	244,310.00	.000	02/15/2019	250,000.00	1.228	380
912833KU3	230231	2000	S 0 02-15-19	04/06/2017	48,898.50	.000	02/15/2019	50,000.00	1.200	380
912833KU3	230349	2000	S 0 02-15-19	04/17/2017	39,122.40	.000	02/15/2019	40,000.00	1.215	380
912833KU3	230984	2000	S 0 02-15-19	04/28/2017	244,365.00	.000	02/15/2019	250,000.00	1.270	380
3133EFC96	225478	1010	FFCB DEBENTURE	02/19/2016	9,990,000.00	1.140	02/19/2019	10,000,000.00	1.174	384
EC1701647	229654	3030	TIMOTHY SNODGRASS	02/21/2017	99,075.00	.150	02/21/2019	99,075.00	.150	386
EC1701654	229656	3030	BRYAN STORK	02/21/2017	78,585.00	.150	02/21/2019	78,585.00	.150	386
EC1701670	229657	3030	AMY HARRUFF	02/21/2017	70,000.00	.150	02/21/2019	70,000.00	.150	386
EC1701662	229659	3030	ALLAN KING	02/21/2017	266,000.00	.150	02/21/2019	266,000.00	.150	386
EC1701688	229660	3030	DOUGLAS EVANS	02/21/2017	150,000.00	.150	02/21/2019	150,000.00	.150	386
EC1701621	229662	3030	CATHERINE SWAMI	02/21/2017	117,845.00	.500	02/21/2019	117,845.00	.500	386
EC1701639	229664	3030	JASON KOUVARAS	02/21/2017	75,000.00	.500	02/21/2019	75,000.00	.500	386
037833BQ2	227596	1030	APPLE INC 1.700 2-22-19	08/05/2016	10,165,500.00	1.700	02/22/2019	10,000,000.00	1.040	387
713448DE5	227713	1030	PEPSICO INC 1.500 2-22-19	08/16/2016	3,090,368.72	1.500	02/22/2019	3,053,000.00	1.006	387



Run Date: 2/5/2018 9:58:38 AM

Investments Outstanding As Of Date: 1/31/2018

INVENTORY BY MATURITY REPORT

CUSIP	Investment #	Fund	Issuer	Purchase Date	Current Book	Current Rate	Maturity Date	Current Par	YTM	Days to Maturity
02665WBA8	227852	1030	AMERICAN HONDA F 1.700 2-	08/26/2016	4,556,875.84	1.700	02/22/2019	4,496,000.00	1.147	387
EC1701696	229695	3030	SHANE BROOKE	02/23/2017	200,000.00	.500	02/22/2019	200,000.00	.500	387
EC1701704	229697	3030	GEORGE GOLEY	02/23/2017	41,275.00	.150	02/22/2019	41,275.00	.150	387
EC1701712	229698	3030	BJORN KEMPER	02/23/2017	105,000.00	.150	02/22/2019	105,000.00	.150	387
EC1701720	229700	3030	CHRISTOPHER MCGEE	02/23/2017	343,518.00	.150	02/22/2019	343,518.00	.150	387
EC1701738	229702	3030	JON & AMY RIGGS	02/23/2017	169,054.60	.150	02/22/2019	169,054.60	.150	387
EC1701746	229703	3030	JON DURRENBERG	02/23/2017	245,000.00	.150	02/22/2019	245,000.00	.150	387
EC1701753	229705	3030	JEREMY EVERDING	02/23/2017	100,000.00	.150	02/22/2019	100,000.00	.150	387
3135G0J46	225444	1010	FNMA DEBENTURE 1.25	02/26/2016	10,000,000.00	1.250	02/26/2019	10,000,000.00	1.250	391
3135G0J53	225693	1010	FNMA DEBENTURE	03/11/2016	9,959,600.00	1.000	02/26/2019	10,000,000.00	1.139	391
EC1701761	229729	3030	EDWARD GOEDDE	02/27/2017	221,536.00	.500	02/27/2019	221,536.00	.500	392
EC1701779	229730	3030	MATTHEW SLOAT	02/27/2017	252,000.00	.500	02/27/2019	252,000.00	.500	392
EC1701787	229731	3030	DAVID AND AMBER RADER	02/27/2017	61,625.00	.150	02/27/2019	61,625.00	.150	392
EC1701795	229732	3030	STEVEN LAPE	02/27/2017	73,785.00	.500	02/27/2019	73,785.00	.500	392
912828C24	216891	1020	US TREASURY NOTE	03/17/2014	24,945,312.50	1.500	02/28/2019	25,000,000.00	1.546	393
LD1700359	229750	3050	QUALITY PANEL LLC	02/28/2017	51,287.00	.500	02/28/2019	51,287.00	.500	393
LD1700367	229751	3050	HOUSE OF ROSE N GARDEN	02/28/2017	202,488.79	.500	02/28/2019	202,488.79	.500	393
LD1700375	229784	3050	OHIO CUSTOM DOOR LLC	03/02/2017	138,307.00	.500	03/01/2019	138,307.00	.500	394
LD1700383	229813	3050	FABRIZIO and SHULTZ LLC	03/03/2017	244,299.96	.500	03/01/2019	244,299.96	.500	394
LD1700417	230174	3050	SOUTHWOOD LUMBERandPAL	03/29/2017	390,646.05	.500	03/01/2019	390,646.05	.500	394
3133782M2	218010	1010	FHLB DEBENTURE	06/06/2014	7,462,275.00	1.500	03/08/2019	7,500,000.00	1.610	401
313378QK0	218393	1010	FHLB DEBENTURE	07/14/2014	10,128,500.00	1.875	03/08/2019	10,000,000.00	1.587	401
19416OEF3	223616	1030	COLGATE PALMOLIVE CO	08/07/2015	11,720,515.40	1.750	03/15/2019	11,660,000.00	1.601	408
3133EDVK5	219667	1010	FFCB DEBENTURE	11/17/2014	10,063,800.00	1.750	03/18/2019	10,000,000.00	1.597	411
LD1700391	230087	3050	HUMBERT SANITARY SERVICE	03/24/2017	90,011.81	.150	03/22/2019	90,011.81	.150	415
EC1701803	230088	3030	ROBERT KARL	03/24/2017	85,182.50	.500	03/22/2019	85,182.50	.500	415
LD1700409	230101	3050	PACKED FOR PARADISE INC	03/27/2017	60,000.00	.500	03/27/2019	60,000.00	.500	420
EC1701811	230102	3030	JULIE JABLONOWSKI	03/27/2017	189,000.00	.500	03/27/2019	189,000.00	.500	420
EC1701829	230103	3030	CARL MARLEY	03/27/2017	328,440.00	.500	03/27/2019	328,440.00	.500	420
EC1701837	230104	3030	DREW STAFFORD	03/27/2017	87,500.00	.500	03/27/2019	87,500.00	.500	420
EC1701845	230105	3030	TREVOR CASTO	03/27/2017	50,000.00	.500	03/27/2019	50,000.00	.500	420
EC1701852	230106	3030	JASON CERVENEC	03/27/2017	64,375.00	.500	03/27/2019	64,375.00	.500	420
EC1701860	230107	3030	MIKEL LYDY	03/27/2017	92,347.05	.150	03/27/2019	92,347.05	.150	420



Run Date: 2/5/2018 9:58:38 AM

Investments Outstanding As Of Date: 1/31/2018

INVENTORY BY MATURITY REPORT

CUSIP	Investment #	Fund	Issuer	Purchase Date	Current Book	Current Rate	Maturity Date	Current Par	YTM	Days to Maturity
EC1701878	230108	3030	GREGORY HITZHUSEN	03/27/2017	350,000.00	.500	03/27/2019	350,000.00	.500	420
EC1701886	230109	3030	GEORGE FERKINS	03/27/2017	350,000.00	.150	03/27/2019	350,000.00	.150	420
EC1701894	230110	3030	LINDA ISSEL	03/27/2017	223,930.00	.150	03/27/2019	223,930.00	.150	420
RE1700021	230132	3040	VILLAGE HARDWARE INC	03/27/2017	213,622.38	.150	03/27/2019	213,622.38	.150	420
3134G8QE2	225694	1010	FHLMC MEDIUM TERM NOTE	03/29/2016	5,000,000.00	1.300	03/29/2019	5,000,000.00	1.300	422
912828C65	223324	1020	US TREASURY NOTE	07/13/2015	15,165,234.38	1.625	03/31/2019	15,000,000.00	1.320	424
912828C65	225010	1020	US TREASURY NOTE	12/22/2015	10,081,250.00	1.625	03/31/2019	10,000,000.00	1.370	424
46513CSG2	225996	1010	ISRAEL BOND	04/15/2016	7,500,000.00	2.140	04/01/2019	7,500,000.00	2.140	425
46513CTG1	225997	1010	ISRAEL FLOATER	04/15/2016	7,500,000.00	2.488	04/01/2019	7,500,000.00	2.488	425
46513XAT7	230150	1010	ISRAEL BOND	04/03/2017	11,200,000.00	2.110	04/01/2019	11,200,000.00	2.110	425
LD1700425	230219	3050	FLOHR MACHINE COMPANY	04/03/2017	300,000.00	.500	04/03/2019	300,000.00	.500	427
3134G8TL3	225910	1010	FHLMC MULTI STEP COUPON	04/04/2016	5,955,000.00	1.250	04/04/2019	5,955,000.00	1.250	428
3134GAQM9	228220	1010	FHLMC MEDIUM TER 1.020 4-	10/05/2016	5,500,000.00	1.020	04/04/2019	5,500,000.00	1.020	428
3133EGJW6	227354	1010	FFCB DEBENTURE 1.030 4-05-	07/15/2016	6,993,000.00	1.030	04/05/2019	7,000,000.00	1.067	429
LD1700433	230275	3050	NATIONAL GRANITE LUXURIE	04/05/2017	400,000.00	.750	04/05/2019	400,000.00	.750	429
LD1700441	230287	3050	THE DAAVLIN DISTRIBUTING	04/06/2017	390,705.28	.750	04/05/2019	390,705.28	.750	429
LD1700458	230305	3050	LEADING EDGE DENTAL LABO	04/07/2017	24,299.63	.750	04/05/2019	24,299.63	.750	429
EC1701902	230319	3030	CHRISTOPHER HARMON	04/10/2017	45,000.00	.750	04/10/2019	45,000.00	.750	434
LD1700466	230385	3050	J&O PLASTICS INC.	04/13/2017	400,000.00	.750	04/12/2019	400,000.00	.750	436
76116ECL2	180734	2000	REF CORP STRIP	04/30/2007	55,335.00	.000	04/15/2019	100,000.00	5.010	439
912828Q52	228469	1020	US TREASURY NOTE .875 4-15	10/31/2016	9,975,781.25	.875	04/15/2019	10,000,000.00	.975	439
94974BFV7	217623	1030	WELLS FARGO & CO	04/28/2014	7,027,510.00	2.205	04/22/2019	7,000,000.00	1.886	446
LD1700474	230952	3050	THE MARQUARD COMPANY	04/24/2017	313,000.00	.750	04/24/2019	313,000.00	.750	448
91159HHH6	217801	1030	US BANCORP	05/12/2014	8,957,672.00	2.200	04/25/2019	8,900,000.00	2.062	449
3134G8XP9	225940	1010	FHLMC MEDIUM TERM NOTE	04/26/2016	5,000,000.00	1.150	04/26/2019	5,000,000.00	1.150	450
EC1701910	231036	3030	KATHERINE HARALSON	04/27/2017	67,402.45	.750	04/26/2019	67,402.45	.750	450
EC1701928	231044	3030	DUANE GRIFFAW	04/27/2017	30,000.00	.750	04/26/2019	30,000.00	.750	450
EC1701936	231045	3030	RYAN HELLWIG	04/27/2017	250,495.00	.750	04/26/2019	250,495.00	.750	450
EC1701944	231046	3030	JONATHAN SABO	04/27/2017	55,675.00	.750	04/26/2019	55,675.00	.750	450
EC1701951	231047	3030	MICHAEL APKING	04/27/2017	29,375.00	.750	04/26/2019	29,375.00	.750	450
EC1701969	231048	3030	ROBERT MUELLER	04/27/2017	276,500.00	.750	04/26/2019	276,500.00	.750	450
EC1701977	231050	3030	MATTHEW GARY	04/27/2017	81,430.00	.750	04/26/2019	81,430.00	.750	450
EC1701985	231051	3030	DANNY YAHINI	04/27/2017	90,704.70	.750	04/26/2019	90,704.70	.750	450



Run Date: 2/5/2018 9:58:38 AM

Investments Outstanding As Of Date: 1/31/2018

INVENTORY BY MATURITY REPORT

CUSIP	Investment #	Fund	Issuer	Purchase Date	Current Book	Current Rate	Maturity Date	Current Par	YTM	Days to Maturity
912828D23	222731	1020	US TREASURY NOTE	05/27/2015	15,186,328.13	1.625	04/30/2019	15,000,000.00	1.299	454
912828ST8	225563	1020	US TREASURY NOTE	02/25/2016	10,117,187.50	1.250	04/30/2019	10,000,000.00	.875	454
LD1700482	231259	3050	ENVIROSCAPE ECM LTD	05/04/2017	384,390.45	.750	05/03/2019	384,390.45	.750	457
037833AQ3	227020	1030	APPLE INC 2.100 5-06-19	06/15/2016	9,240,431.68	2.100	05/06/2019	9,014,000.00	1.213	460
LD1700490	231279	3050	WRIGHT TIRE & AUTO LLC	05/08/2017	200,000.00	.750	05/08/2019	200,000.00	.750	462
LD1700508	231325	3050	HICKORY LANE WELDING LTD	05/09/2017	400,000.00	.750	05/09/2019	400,000.00	.750	463
31358C7R1	178654	2000	FNMA STRIP	10/27/2006	1,686,030.00	.000	05/15/2019	3,225,000.00	5.234	469
912833KV1	181165	2000	US TREASURY STRIP	05/31/2007	27,454.00	.000	05/15/2019	50,000.00	5.077	469
912833KV1	181413	2000	US TREASURY STRIP	06/26/2007	26,726.00	.000	05/15/2019	50,000.00	5.340	469
912833KV1	181554	2000	US TREASURY STRIP	07/06/2007	27,172.50	.000	05/15/2019	50,000.00	5.209	469
912833KV1	181860	2000	US TREASURY STRIP	07/30/2007	55,215.00	.000	05/15/2019	100,000.00	5.100	469
912833KV1	186332	2010	US TREASURY STRIP	05/22/2008	4,688,636.00	.000	05/15/2019	7,538,000.00	4.371	469
912833KV1	186416	2000	US TREASURY STRIP	05/27/2008	31,255.50	.000	05/15/2019	50,000.00	4.330	469
912833KV1	186663	2000	US TREASURY STRIP	06/09/2008	15,501.50	.000	05/15/2019	25,000.00	4.420	469
912833KV1	187226	2000	US TREASURY STRIP	07/11/2008	6,260.00	.000	05/15/2019	10,000.00	4.366	469
912833KV1	192213	2000	US TREASURY STRIP	05/13/2009	102,256.50	.000	05/15/2019	150,000.00	3.866	469
912833KV1	193233	2000	US TREASURY STRIP	08/18/2009	33,664.88	.000	05/15/2019	50,000.00	4.102	469
912833KV1	197098	2000	US TREASURY STRIP	05/11/2010	220,690.87	.000	05/15/2019	306,000.00	3.660	469
912833KV1	197191	2000	US TREASURY STRIP	05/14/2010	17,996.00	.000	05/15/2019	25,000.00	3.685	469
912833KV1	198373	2000	US TREASURY STRIP	06/30/2010	38,194.00	.000	05/15/2019	50,000.00	3.058	469
912833KV1	198699	2000	US TREASURY STRIP	07/13/2010	75,926.00	.000	05/15/2019	100,000.00	3.140	469
912833KV1	205473	2000	US TREASURY STRIP	05/09/2011	78,665.00	.000	05/15/2019	100,000.00	3.016	469
912833KV1	206118	2000	US TREASURY STRIP	06/13/2011	81,053.00	.000	05/15/2019	100,000.00	2.670	469
912833KV1	206336	2000	US TREASURY STRIP	06/23/2011	40,554.50	.000	05/15/2019	50,000.00	2.670	469
912833KV1	206370	2000	US TREASURY STRIP	06/27/2011	40,571.00	.000	05/15/2019	50,000.00	2.668	469
912833KV1	210177	2000	US TREASURY STRIP	05/16/2012	45,687.50	.000	05/15/2019	50,000.00	1.293	469
912833KV1	210392	2000	US TREASURY STRIP	06/06/2012	46,747.50	.000	05/15/2019	50,000.00	.972	469
912833KV1	210598	2000	US TREASURY STRIP	06/25/2012	46,201.00	.000	05/15/2019	50,000.00	1.150	469
912833KV1	214700	2000	US TREASURY STRIP	06/17/2013	46,096.50	.000	05/15/2019	50,000.00	1.380	469
912833KV1	218181	2000	US TREASURY STRIP	06/26/2014	45,964.00	.000	05/15/2019	50,000.00	1.730	469
912833KV1	218207	2000	US TREASURY STRIP	06/27/2014	45,935.00	.000	05/15/2019	50,000.00	1.744	469
912833KV1	218577	2000	US TREASURY STRIP	07/31/2014	46,061.50	.000	05/15/2019	50,000.00	1.720	469
912833KV1	222621	2000	US TREASURY STRIP	05/21/2015	237,480.00	.000	05/15/2019	250,000.00	1.294	469



Run Date: 2/5/2018 9:58:38 AM

Investments Outstanding As Of Date: 1/31/2018

INVENTORY BY MATURITY REPORT

CUSIP	Investment #	Fund	Issuer	Purchase Date	Current Book	Current Rate	Maturity Date	Current Par	YTM	Days to Maturity
912833KV1	226884	2000	US TREASURY STRI ZERO-% 5	05/26/2016	116,307.60	.000	05/15/2019	120,000.00	1.055	469
912833KV1	227308	2000	US TREASURY STRI ZERO-% 5	07/15/2016	48,929.50	.000	05/15/2019	50,000.00	.765	469
912833KV1	227495	2000	US TREASURY STRI ZERO-% 5	07/29/2016	39,057.20	.000	05/15/2019	40,000.00	.855	469
912833KV1	227666	2000	US TREASURY STRI ZERO-% 5	08/12/2016	97,661.00	.000	05/15/2019	100,000.00	.860	469
912833KV1	231300	2000	S O 05-15-19	05/11/2017	38,926.00	.000	05/15/2019	40,000.00	1.358	469
912833KV1	231581	2000	S O 05-15-19	06/02/2017	39,008.80	.000	05/15/2019	40,000.00	1.290	469
459200JE2	227048	1030	IBM CORP 1.800 5-17-19	06/20/2016	5,083,800.00	1.800	05/17/2019	5,000,000.00	1.211	471
EC1701993	231543	3030	DUSTIN GRIME	05/25/2017	175,007.00	.750	05/24/2019	175,007.00	.750	478
EC1702009	231544	3030	MICHAEL WHITE	05/25/2017	50,255.00	.750	05/24/2019	50,255.00	.750	478
EC1702017	231545	3030	JOHN RUMANCIK	05/25/2017	73,970.00	.750	05/24/2019	73,970.00	.750	478
EC1702025	231546	3030	TRAVIS ANDERSON	05/25/2017	175,854.00	.750	05/24/2019	175,854.00	.750	478
EC1702033	231547	3030	MICHAEL PETRAS	05/25/2017	202,370.00	.750	05/24/2019	202,370.00	.750	478
EC1702041	231548	3030	CURTIS CHIPPS	05/25/2017	259,539.00	.750	05/24/2019	259,539.00	.750	478
EC1702058	231549	3030	RYAN MCCARTHY	05/25/2017	78,500.00	.750	05/24/2019	78,500.00	.750	478
3130A92Y6	227851	1010	FHLB DEBENTURE 1.030 5-28-	08/30/2016	10,000,000.00	1.030	05/28/2019	10,000,000.00	1.030	482
3137EADG1	224014	1010	FHLMC DEBENTURE	09/16/2015	10,125,900.00	1.750	05/30/2019	10,000,000.00	1.400	484
EC1702066	231571	3030	SARA CLARK	05/30/2017	35,000.00	.750	05/30/2019	35,000.00	.750	484
EC1702074	231572	3030	WILLIAM BARWINSKI	05/30/2017	175,007.00	.750	05/30/2019	175,007.00	.750	484
EC1702082	231573	3030	THOMAS GREENE	05/30/2017	75,000.00	.750	05/30/2019	75,000.00	.750	484
EC1702090	231574	3030	ANDY LEE	05/30/2017	115,400.00	.750	05/30/2019	115,400.00	.750	484
EC1702108	231575	3030	REED RICHMOND	05/30/2017	75,000.00	.750	05/30/2019	75,000.00	.750	484
EC1702116	231576	3030	MARK PAVUK	05/30/2017	181,986.42	.750	05/30/2019	181,986.42	.750	484
LD1700516	231604	3050	WING IT NORTH LLC	05/30/2017	400,000.00	.750	05/30/2019	400,000.00	.750	484
912828WLO	223852	1020	US TREASURY NOTE	08/26/2015	25,261,718.75	1.500	05/31/2019	25,000,000.00	1.214	485
LD1700524	231625	3050	ONLINE ENGINEERING CORP.	06/02/2017	201,639.50	.750	05/31/2019	201,639.50	.750	485
46513G4K0	217934	1010	ISRAEL BOND	06/01/2014	15,000,000.00	3.060	06/01/2019	15,000,000.00	3.060	486
594918AC8	222587	1030	MICROSOFT CORP	05/19/2015	13,697,869.63	4.200	06/01/2019	12,413,000.00	1.543	486
LD1700532	231643	3050	J. MCCOY LUMBER CO. LTD	06/05/2017	393,324.94	.750	06/05/2019	393,324.94	.750	490
3136G3AQ8	225597	1010	FNMA DEBENTURE	03/07/2016	15,000,000.00	1.320	06/07/2019	15,000,000.00	1.320	492
88579YAG6	223087	1030	3 M CO	06/25/2015	4,979,900.00	1.625	06/15/2019	5,000,000.00	1.730	500
912828R85	227896	1020	US TREASURY NOTE .875 6-15	08/30/2016	14,978,320.31	.875	06/15/2019	15,000,000.00	.927	500
3135G0ZE6	221582	1010	FNMA DEBENTURE	04/08/2015	10,196,100.00	1.750	06/20/2019	10,000,000.00	1.269	505
3135G0ZE6	223764	1010	FNMA DEBENTURE	08/18/2015	10,129,900.00	1.750	06/20/2019	10,000,000.00	1.401	505



Run Date: 2/5/2018 9:58:38 AM

Investments Outstanding As Of Date: 1/31/2018

INVENTORY BY MATURITY REPORT

CUSIP	Investment #	Fund	Issuer	Purchase Date	Current Book	Current Rate	Maturity Date	Current Par	YTM	Days to Maturity
LD1700540	231848	3050	EVERYDAY HOMECARE	06/23/2017	201,301.03	1.000	06/21/2019	201,301.03	1.000	506
EC1702124	231884	3030	ERIC SCOTT	06/27/2017	113,510.00	1.000	06/27/2019	113,510.00	1.000	512
EC1702132	231885	3030	STEPHEN LO	06/27/2017	67,695.00	1.000	06/27/2019	67,695.00	1.000	512
EC1702140	231886	3030	ARNOLD ADLER II	06/27/2017	67,880.00	1.000	06/27/2019	67,880.00	1.000	512
EC1702157	231887	3030	ZACHARY SWISHER	06/27/2017	329,000.00	1.000	06/27/2019	329,000.00	1.000	512
EC1702165	231888	3030	JEREMY BIZJAK	06/27/2017	83,750.00	1.000	06/27/2019	83,750.00	1.000	512
LD1700557	231889	3050	TOP OF THE VIADUCT RESTA	06/27/2017	50,000.00	1.000	06/27/2019	50,000.00	1.000	512
EC1702173	231890	3030	PELAYO MONTOTO	06/27/2017	53,300.00	1.000	06/27/2019	53,300.00	1.000	512
EC1702181	231891	3030	JOHN STORK	06/27/2017	30,000.00	1.000	06/27/2019	30,000.00	1.000	512
EC1702199	231892	3030	NEIL SHARROW	06/27/2017	69,000.00	1.000	06/27/2019	69,000.00	1.000	512
EC1702207	231893	3030	JOHN MARUNA	06/27/2017	315,000.00	1.000	06/27/2019	315,000.00	1.000	512
EC1702215	231895	3030	MARGARETHA IZZO	06/27/2017	111,390.00	1.000	06/27/2019	111,390.00	1.000	512
EC1702223	231897	3030	MATT WEDEL	06/27/2017	166,135.00	1.000	06/27/2019	166,135.00	1.000	512
EC1702231	231922	3030	MICHAEL HENRY	06/29/2017	136,385.80	1.000	06/28/2019	136,385.80	1.000	513
EC1702249	231923	3030	JESSICA RUSSELL	06/29/2017	14,640.00	1.000	06/28/2019	14,640.00	1.000	513
EC1702256	231924	3030	JILL TALLEY	06/29/2017	30,500.00	1.000	06/28/2019	30,500.00	1.000	513
EC1702264	231927	3030	MICHAEL PAMPANINI	06/29/2017	96,125.00	1.000	06/28/2019	96,125.00	1.000	513
EC1702272	231928	3030	WILLIAM ELLIOTT	06/29/2017	50,000.00	1.000	06/28/2019	50,000.00	1.000	513
EC1702280	231929	3030	BETTY MCGLONE	06/29/2017	91,255.00	1.000	06/28/2019	91,255.00	1.000	513
EC1702298	231930	3030	TRACY INTIHAR	06/29/2017	350,000.00	1.000	06/28/2019	350,000.00	1.000	513
EC1702306	231931	3030	ADAM SMITH	06/29/2017	86,400.00	1.000	06/28/2019	86,400.00	1.000	513
EC1702314	231932	3030	JEFFREY DRAKE	06/29/2017	185,451.00	1.000	06/28/2019	185,451.00	1.000	513
912828WS5	218410	1020	US TREASURY NOTE	07/15/2014	24,942,382.81	1.625	06/30/2019	25,000,000.00	1.674	515
589331AN7	227611	1030	MERCK & CO INC 5.000 6-30-1	08/08/2016	14,429,965.80	5.000	06/30/2019	13,007,000.00	1.146	515
69353RDD7	223743	1030	PNC BANK NA	08/18/2015	10,038,000.00	2.250	07/02/2019	10,000,000.00	2.147	517
69353RDD7	223746	1030	PNC BANK NA	08/18/2015	5,018,800.00	2.250	07/02/2019	5,000,000.00	2.148	517
69353RDD7	230149	1030	PNC 2 1-4 07-02-19 BKNT	03/31/2017	3,156,429.60	2.250	07/02/2019	3,132,000.00	1.894	517
LD1800019	231947	3050	Liberty Lanes LLC	07/05/2017	17,861.12	1.000	07/05/2019	17,861.12	1.000	520
LD1800035	231961	3050	D A DECHELLIS DDS INC	07/11/2017	123,087.98	1.000	07/11/2019	123,087.98	1.000	526
EC1800019	231962	3030	MICHAEL STONE	07/11/2017	146,320.00	1.000	07/11/2019	146,320.00	1.000	526
LD1800027	231963	3050	DUBER AUTOMTIVE LLC	07/11/2017	98,484.00	1.000	07/11/2019	98,484.00	1.000	526
912828S43	227623	1020	US TREASURY NOTE .750 7-15	08/05/2016	14,994,726.56	.750	07/15/2019	15,000,000.00	.762	530
89236TBP9	224245	1030	TOYOTA MOTOR CREDIT COR	09/29/2015	5,029,100.00	2.125	07/18/2019	5,000,000.00	1.965	533



Run Date: 2/5/2018 9:58:38 AM

Investments Outstanding As Of Date: 1/31/2018

INVENTORY BY MATURITY REPORT

CUSIP	Investment #	Fund	Issuer	Purchase Date	Current Book	Current Rate	Maturity Date	Current Par	YTM	Days to Maturity
89236TBP9	227685	1030	TOYOTA MOTOR CRE 2.125 7-	08/12/2016	5,125,600.00	2.125	07/18/2019	5,000,000.00	1.250	533
EC1800043	231977	3030	ROBERT PUSHAY	07/24/2017	100,965.00	1.000	07/24/2019	100,965.00	1.000	539
EC1800050	231978	3030	CHERYL HITCHCOCK	07/24/2017	37,750.00	1.000	07/24/2019	37,750.00	1.000	539
EC1800068	231979	3030	MICHAEL SMUCKER	07/24/2017	228,851.00	1.000	07/24/2019	228,851.00	1.000	539
EC1800076	231980	3030	KEIR SCHLATTER	07/24/2017	69,920.00	1.000	07/24/2019	69,920.00	1.000	539
EC1800084	231981	3030	JENNIFER NELSON CARNEY	07/24/2017	303,674.00	1.000	07/24/2019	303,674.00	1.000	539
EC1800027	231982	3030	ABEL HITTINGER	07/24/2017	55,000.00	1.000	07/24/2019	55,000.00	1.000	539
EC1800035	231983	3030	BARBARA DIDRICHSEN	07/24/2017	65,000.00	1.000	07/24/2019	65,000.00	1.000	539
3136G3D51	227556	1010	FNMA DEBENTURE 1.250 7-26	07/29/2016	10,000,000.00	1.250	07/26/2019	10,000,000.00	1.250	541
EC1800092	231985	3030	GARY HUELSMAN	07/27/2017	15,900.00	1.000	07/26/2019	15,900.00	1.000	541
EC1800100	231986	3030	CANDEE MORRIS	07/27/2017	30,000.00	1.000	07/26/2019	30,000.00	1.000	541
EC1800118	231987	3030	DAVID GRUBER	07/27/2017	90,000.00	1.000	07/26/2019	90,000.00	1.000	541
EC1800126	231988	3030	MARCUS MOORE	07/27/2017	126,900.00	1.000	07/26/2019	126,900.00	1.000	541
EC1800134	231989	3030	APRIL QUEENER	07/27/2017	24,225.00	1.000	07/26/2019	24,225.00	1.000	541
EC1800142	231990	3030	LUTHER WIREMAN	07/27/2017	175,616.00	1.000	07/26/2019	175,616.00	1.000	541
EC1800159	231991	3030	JOHN TALLMADGE	07/27/2017	117,365.00	1.000	07/26/2019	117,365.00	1.000	541
912828TH3	222862	1020	US TREASURY NOTE	06/04/2015	14,633,203.13	.875	07/31/2019	15,000,000.00	1.484	546
LD1800043	232011	3050	BAVARIAN CATERING LTD	08/03/2017	56,643.41	1.000	08/02/2019	56,643.41	1.000	548
RE1800011	232016	3040	DEAN AND PEGGY JOLLY	08/04/2017	154,422.77	.150	08/02/2019	154,422.77	.150	548
36962G4D3	229190	1030	GE 6 8-7-19	01/20/2017	5,535,200.00	6.000	08/07/2019	5,000,000.00	1.689	553
594918BN3	227900	1030	MICROSOFT CORP 1.100 8-08-	09/01/2016	4,991,050.00	1.100	08/08/2019	5,000,000.00	1.162	554
EC1800167	232026	3030	SCOTT ALLMAN	08/10/2017	45,000.00	1.000	08/09/2019	45,000.00	1.000	555
EC1800175	232027	3030	PETER BRUGMANN	08/10/2017	121,459.80	1.000	08/09/2019	121,459.80	1.000	555
EC1800183	232030	3030	STEPHEN MARTINEZ	08/14/2017	280,000.00	1.000	08/14/2019	280,000.00	1.000	560
912833KW9	178331	2000	US TREASURY STRIP	10/04/2006	26,992.50	.000	08/15/2019	50,000.00	4.850	561
912833KW9	178585	2000	US TREASURY STRIP	10/26/2006	73,316.64	.000	08/15/2019	138,000.00	5.001	561
912833KW9	178995	2000	US TREASURY STRIP	11/28/2006	27,543.00	.000	08/15/2019	50,000.00	4.745	561
912833KW9	182219	2000	US TREASURY STRIP	08/28/2007	55,773.00	.000	08/15/2019	100,000.00	4.940	561
912803AR4	182550	2000	US TREASURY STRIP (P)	09/25/2007	55,420.00	.000	08/15/2019	100,000.00	5.027	561
912833KW9	182755	2000	US TREASURY STRIP	10/05/2007	56,708.00	.000	08/15/2019	100,000.00	4.840	561
912833KW9	188066	2000	US TREASURY STRIP	09/15/2008	32,225.00	.000	08/15/2019	50,000.00	4.065	561
912833KW9	188161	2010	US TREASURY STRIP	09/22/2008	375,626.88	.000	08/15/2019	576,000.00	3.962	561
912833KW9	193252	2000	US TREASURY STRIP	08/18/2009	66,893.25	.000	08/15/2019	100,000.00	4.065	561



Run Date: 2/5/2018 9:58:38 AM

Investments Outstanding As Of Date: 1/31/2018

INVENTORY BY MATURITY REPORT

CUSIP	Investment #	Fund	Issuer	Purchase Date	Current Book	Current Rate	Maturity Date	Current Par	YTM	Days to Maturity
912833KW9	199559	2000	US TREASURY STRIP	08/13/2010	38,597.50	.000	08/15/2019	50,000.00	2.895	561
912833KW9	200621	2000	US TREASURY STRIP	09/24/2010	78,302.00	.000	08/15/2019	100,000.00	2.770	561
912833KW9	207487	2000	US TREASURY STRIP	09/23/2011	43,840.00	.000	08/15/2019	50,000.00	1.672	561
912833KW9	207859	2000	US TREASURY STRIP	10/31/2011	86,085.00	.000	08/15/2019	100,000.00	1.933	561
912833KW9	207912	2000	US TREASURY STRIP	11/03/2011	43,124.00	.000	08/15/2019	50,000.00	1.910	561
912833KW9	211238	2000	US TREASURY STRIP	08/17/2012	45,999.00	.000	08/15/2019	50,000.00	1.196	561
912833KW9	211298	2000	US TREASURY STRIP	08/22/2012	91,321.00	.000	08/15/2019	100,000.00	1.305	561
912833KW9	215293	2000	US TREASURY STRIP	08/16/2013	44,772.00	.000	08/15/2019	50,000.00	1.850	561
912833KW9	215616	2000	US TREASURY STRIP	09/26/2013	44,972.50	.000	08/15/2019	50,000.00	1.809	561
912833KW9	215880	2000	US TREASURY STRIP	11/01/2013	91,215.00	.000	08/15/2019	100,000.00	1.595	561
912833KW9	218835	2000	US TREASURY STRIP	08/28/2014	367,032.00	.000	08/15/2019	400,000.00	1.740	561
912833KW9	219027	2000	US TREASURY STRIP	09/18/2014	91,400.00	.000	08/15/2019	100,000.00	1.841	561
912833KW9	219284	2000	US TREASURY STRIP	10/17/2014	37,233.20	.000	08/15/2019	40,000.00	1.490	561
0258M0DP1	222655	1030	AMERICAN EXPRESS CREDIT C	05/22/2015	10,108,900.00	2.250	08/15/2019	10,000,000.00	1.980	561
912833KW9	224319	2000	USTREASURYSTRIP	10/08/2015	95,751.00	.000	08/15/2019	100,000.00	1.130	561
912833KW9	224480	2000	USTREASURYSTRIP	10/22/2015	95,647.00	.000	08/15/2019	100,000.00	1.170	561
912833KW9	224550	2000	USTREASURYSTRIP	10/29/2015	38,197.60	.000	08/15/2019	40,000.00	1.218	561
02665WAH4	227376	1030	AMERICAN HONDA F 2.250 8-	07/20/2016	5,145,300.00	2.250	08/15/2019	5,000,000.00	1.281	561
912833KW9	228087	2000	US TREASURY STRI ZERO-% 8	09/23/2016	48,675.50	.000	08/15/2019	50,000.00	.930	561
912833KW9	228283	2000	US TREASURY STRI ZERO-% 8	10/14/2016	242,682.50	.000	08/15/2019	250,000.00	1.050	561
912833KW9	234126	2000	S 0 08-15-19	10/26/2017	38,908.00	.000	08/15/2019	40,000.00	1.540	561
912833KW9	234150	2000	S 0 08-15-19	10/26/2017	48,635.00	.000	08/15/2019	50,000.00	1.540	561
912833KW9	234185	2000	S 0 08-15-19	10/27/2017	24,318.50	.000	08/15/2019	25,000.00	1.540	561
LD1800050	232040	3050	MIKE BIASSELLA INSURANCE L	08/17/2017	214,416.53	1.000	08/16/2019	214,416.53	1.000	562
LD1800068	232043	3050	FOUNTAIN VALLEY ENTERPRI	08/21/2017	349,746.37	1.000	08/21/2019	349,746.37	1.000	567
3130A8ZX4	227771	1010	FHLB DEBENTURE 1.250 8-22-	08/22/2016	10,000,000.00	1.250	08/22/2019	10,000,000.00	1.250	568
3136G2ZR1	225479	1010	FNMA DEBENTURE	02/23/2016	15,000,000.00	1.200	08/23/2019	15,000,000.00	1.200	569
3135G0N90	227824	1010	FNMA DEBENTURE 1.150 8-23	08/23/2016	7,500,000.00	1.150	08/23/2019	7,500,000.00	1.150	569
3135G0N90	227993	1010	FNMA DEBENTURE 1.150 8-23	09/12/2016	9,995,000.00	1.150	08/23/2019	10,000,000.00	1.167	569
3136G2ZG5	225504	1010	FNMA DEBENTURE	02/26/2016	15,000,000.00	1.300	08/26/2019	15,000,000.00	1.300	572
EC1800191	232046	3030	SHARON BENNETT	08/28/2017	258,391.00	1.000	08/28/2019	258,391.00	1.000	574
EC1800209	232047	3030	EVAN FRANK	08/28/2017	71,030.00	1.000	08/28/2019	71,030.00	1.000	574
EC1800217	232048	3030	TIM SNIDER	08/28/2017	143,255.00	1.000	08/28/2019	143,255.00	1.000	574



Run Date: 2/5/2018 9:58:38 AM

Investments Outstanding As Of Date: 1/31/2018

INVENTORY BY MATURITY REPORT

CUSIP	Investment #	Fund	Issuer	Purchase Date	Current Book	Current Rate	Maturity Date	Current Par	YTM	Days to Maturity
EC1800225	232049	3030	MICHAEL HUGHES	08/28/2017	238,980.00	1.000	08/28/2019	238,980.00	1.000	574
EC1800233	232050	3030	NANCY PAHL	08/28/2017	124,000.00	1.000	08/28/2019	124,000.00	1.000	574
EC1800241	232051	3030	LINDA DANNDNBRING	08/28/2017	31,600.00	1.000	08/28/2019	31,600.00	1.000	574
EC1800258	232052	3030	KATHRYN FLINN	08/28/2017	60,705.00	1.000	08/28/2019	60,705.00	1.000	574
EC1800266	232053	3030	CHRISTOPHER KEENER	08/28/2017	65,295.00	1.000	08/28/2019	65,295.00	1.000	574
EC1800274	232054	3030	ANCREW OSBORNE	08/28/2017	54,000.00	1.000	08/28/2019	54,000.00	1.000	574
EC1800282	232055	3030	DOROTHY CARMAN	08/28/2017	58,740.00	1.000	08/28/2019	58,740.00	1.000	574
EC1800290	232056	3030	RICHARD NORRIS	08/28/2017	25,000.00	1.000	08/28/2019	25,000.00	1.000	574
EC1800308	232057	3030	MELANIE HUDSON	08/28/2017	176,036.00	1.000	08/28/2019	176,036.00	1.000	574
912828TNO	220723	1020	US TREASURY NOTE	02/03/2015	24,826,171.88	1.000	08/31/2019	25,000,000.00	1.157	577
EC1800316	233605	3030	WILLIAM E RITTERSHAUSEN	09/06/2017	114,630.00	1.000	09/06/2019	114,630.00	1.000	583
RE1800029	233653	3040	SEMPLE SERVICE CENTER LLC	09/11/2017	66,913.79	.150	09/11/2019	66,913.79	.150	588
3135G0ZG1	224262	1010	FNMA DEBENTURE	09/29/2015	10,174,700.00	1.750	09/12/2019	10,000,000.00	1.295	589
9128282G4	228602	1020	US TREASURY NOTE .875 9-15	11/10/2016	9,957,812.50	.875	09/15/2019	10,000,000.00	1.026	592
3130A6GD3	224003	1010	FHLB DEBENTURE	09/25/2015	11,250,000.00	1.500	09/25/2019	11,250,000.00	1.500	602
EC1800340	233780	3030	MELISSA BARTON	09/25/2017	118,675.00	1.000	09/25/2019	118,675.00	1.000	602
EC1800332	233781	3030	WILLIAM ANDERSON	09/25/2017	63,750.00	1.000	09/25/2019	63,750.00	1.000	602
EC1800324	233782	3030	SUSAN MOODY	09/25/2017	153,970.00	1.000	09/25/2019	153,970.00	1.000	602
EC1800399	233783	3030	THOMAS REITZ	09/25/2017	185,801.00	1.000	09/25/2019	185,801.00	1.000	602
EC1800381	233784	3030	NICOLE MARTIN	09/25/2017	27,723.30	1.000	09/25/2019	27,723.30	1.000	602
EC1800373	233785	3030	DAMIAN DOTTERWEICH	09/25/2017	82,210.00	1.000	09/25/2019	82,210.00	1.000	602
EC1800365	233786	3030	JESSICA PATRICH	09/25/2017	45,300.00	1.000	09/25/2019	45,300.00	1.000	602
EC1800357	233787	3030	MICHAEL HOLDREN	09/25/2017	182,000.00	1.000	09/25/2019	182,000.00	1.000	602
31771KAA5	178656	2000	FICO STRIP	10/27/2006	2,056,682.03	.000	09/26/2019	3,991,000.00	5.200	603
3133EGVJ1	228119	1010	FFCB DEBENTURE 1.160 9-26-	09/26/2016	9,992,500.00	1.160	09/26/2019	10,000,000.00	1.186	603
EC1800423	233827	3030	STEVEN WILSON	09/27/2017	308,854.00	1.000	09/27/2019	308,854.00	1.000	604
EC1800415	233828	3030	ANDREW REGRUT	09/27/2017	201,693.55	1.000	09/27/2019	201,693.55	1.000	604
EC1800407	233829	3030	ROMANS SKUJINS	09/27/2017	140,000.00	1.000	09/27/2019	140,000.00	1.000	604
EC1800456	233830	3030	TERRANCE SZABO	09/27/2017	315,000.00	1.000	09/27/2019	315,000.00	1.000	604
EC1800449	233831	3030	RANDALL HANNA	09/27/2017	79,785.00	1.000	09/27/2019	79,785.00	1.000	604
EC1800431	233832	3030	MICHAEL WEAVER	09/27/2017	126,550.00	1.000	09/27/2019	126,550.00	1.000	604
EC1800472	233833	3030	LAWRENCE BUCCILLI	09/27/2017	107,720.00	1.000	09/27/2019	107,720.00	1.000	604
EC1800464	233834	3030	ERIC BYROM	09/27/2017	36,300.00	1.000	09/27/2019	36,300.00	1.000	604



Run Date: 2/5/2018 9:58:38 AM

Investments Outstanding As Of Date: 1/31/2018

INVENTORY BY MATURITY REPORT

CUSIP	Investment #	Fund	Issuer	Purchase Date	Current Book	Current Rate	Maturity Date	Current Par	YTM	Days to Maturity
912828F39	219263	1020	US TREASURY NOTE	10/15/2014	25,359,375.00	1.750	09/30/2019	25,000,000.00	1.448	607
912828TR1	225716	1020	US TREASURY NOTE	03/15/2016	9,915,625.00	1.000	09/30/2019	10,000,000.00	1.244	607
3136G4CZ4	228181	1010	FNMA DEBENTURE 1.150 9-30	09/30/2016	10,000,000.00	1.150	09/30/2019	10,000,000.00	1.150	607
3130A6HC4	224228	1010	FHLB DEBENTURE	10/02/2015	10,000,000.00	1.450	10/02/2019	10,000,000.00	1.450	609
713448DJ4	233315	1030	PEP 1.35 10-04-19	08/11/2017	1,991,200.00	1.350	10/04/2019	2,000,000.00	1.559	611
3133EGJY2	227255	1010	FFCB DEBENTURE 1.140 10-07	07/08/2016	14,991,450.00	1.140	10/07/2019	15,000,000.00	1.158	614
313586RC5	3448	2000	FNMA STRIP	08/12/1996	290,220.00	.000	10/09/2019	1,500,000.00	7.220	616
313586RC5	104952	2000	FNMA STRIP	04/30/1999	713,225.00	.000	10/09/2019	2,500,000.00	6.231	616
3134G3P53	225530	1010	FHLMC MEDIUM TERM NOTE	02/22/2016	10,809,750.00	2.000	10/09/2019	10,500,000.00	1.168	616
912828T59	228562	1020	US TREASURY NOTE 1.000 10-	11/09/2016	10,004,687.50	1.000	10/15/2019	10,000,000.00	.984	622
EC1800555	234030	3030	MICHAEL BEZOLD	10/16/2017	93,740.00	1.000	10/16/2019	93,740.00	1.000	623
EC1800548	234031	3030	HELEN O CONNOR	10/16/2017	59,950.00	1.000	10/16/2019	59,950.00	1.000	623
EC1800522	234032	3030	JOHN WOODIN	10/16/2017	81,750.00	1.000	10/16/2019	81,750.00	1.000	623
EC1800530	234033	3030	NATHAN ZWILLING	10/16/2017	196,000.00	1.000	10/16/2019	196,000.00	1.000	623
EC1800514	234034	3030	DANIEL COTTRELL	10/16/2017	229,425.00	1.000	10/16/2019	229,425.00	1.000	623
EC1800506	234035	3030	BARRY MCDONALD	10/16/2017	331,800.00	1.000	10/16/2019	331,800.00	1.000	623
EC1800498	234036	3030	DUANE-LORETTA DALLMAN	10/16/2017	175,007.00	1.000	10/16/2019	175,007.00	1.000	623
EC1800480	234037	3030	BRIAN LIPOWSKI	10/16/2017	350,000.00	1.000	10/16/2019	350,000.00	1.000	623
EC1800563	234056	3030	CAROL MERCER	10/17/2017	100,000.00	1.000	10/16/2019	100,000.00	1.000	623
EC1800571	234057	3030	LINDA PHILLIPS	10/17/2017	63,475.00	1.000	10/16/2019	63,475.00	1.000	623
89236TDH5	228506	1030	TOYOTA MOTOR CRE 1.550 10	11/04/2016	9,630,197.20	1.550	10/18/2019	9,620,000.00	1.513	625
LD1800076	234075	3050	FRAZIE WEALTH MANAGEMEN	10/18/2017	224,000.00	1.000	10/18/2019	224,000.00	1.000	625
EC1800589	234090	3030	ALLEN AND LISA PEEPLES	10/19/2017	260,879.36	1.000	10/18/2019	260,879.36	1.000	625
EC1800597	234091	3030	JAMES R. MILLS	10/19/2017	274,735.51	1.000	10/18/2019	274,735.51	1.000	625
48127HAA7	222866	1030	JP MORGAN CHASE & CO	06/08/2015	4,963,350.00	2.200	10/22/2019	5,000,000.00	2.377	629
LD1800084	234181	3050	CARDEN DOOR COMPANY	10/24/2017	197,368.08	1.000	10/24/2019	197,368.08	1.000	631
3130A7QP3	226037	1010	FHLB DEBENTURE 1.350 10-25	04/25/2016	4,997,850.00	1.350	10/25/2019	5,000,000.00	1.363	632
EC1800605	234221	3030	SHERRI RAMEY	10/25/2017	14,756.55	1.000	10/25/2019	14,756.55	1.000	632
EC1800613	234222	3030	JASON SMITH	10/25/2017	68,400.00	1.000	10/25/2019	68,400.00	1.000	632
3134G8YF0	226073	1010	FHLMC MEDIUM TER 1.200 10	04/28/2016	10,694,650.00	1.200	10/28/2019	10,700,000.00	1.215	635
3135G0J95	226557	1010	FNMA DEBENTURE 1.350 10-2	04/28/2016	4,989,500.00	1.350	10/28/2019	5,000,000.00	1.412	635
LD1800092	234247	3050	EASTLAND CRANE SERVICE IN	10/30/2017	85,390.83	1.000	10/30/2019	85,390.83	1.000	637
912828TV2	222616	1020	US TREASURY NOTE	05/19/2015	14,896,875.00	1.250	10/31/2019	15,000,000.00	1.410	638



Run Date: 2/5/2018 9:58:38 AM

Investments Outstanding As Of Date: 1/31/2018

INVENTORY BY MATURITY REPORT

CUSIP	Investment #	Fund	Issuer	Purchase Date	Current Book	Current Rate	Maturity Date	Current Par	YTM	Days to Maturity
88059EHC1	178665	2000	TVA STRIP	10/30/2006	184,487.23	.000	11/01/2019	367,000.00	5.359	639
LD1800100	234263	3050	A-DISPLAY SERVICE CORP	11/01/2017	37,218.14	1.000	11/01/2019	37,218.14	1.000	639
LD1800118	234291	3050	OHIO TILE AND MARBLE CO	11/06/2017	142,920.07	1.000	11/06/2019	142,920.07	1.000	644
LD1800126	234329	3050	FLEMING WISE SCHERER ORT	11/09/2017	190,909.33	1.000	11/08/2019	190,909.33	1.000	646
EC1800621	234346	3030	PATRICK OBRIEN	11/13/2017	100,000.00	1.000	11/13/2019	100,000.00	1.000	651
EC1800639	234347	3030	CHARLES KINSMAN	11/13/2017	184,425.00	1.000	11/13/2019	184,425.00	1.000	651
EC1800647	234348	3030	JEFFREY FRENCH	11/13/2017	28,388.00	1.000	11/13/2019	28,388.00	1.000	651
EC1800654	234349	3030	WITMER SYMMONDS	11/13/2017	162,400.00	1.000	11/13/2019	162,400.00	1.000	651
EC1800662	234350	3030	DANNY CARNAHAN	11/13/2017	177,941.40	1.000	11/13/2019	177,941.40	1.000	651
EC1800670	234351	3030	DOUGLAS WEARLY	11/13/2017	98,400.00	1.000	11/13/2019	98,400.00	1.000	651
EC1800688	234352	3030	NATHAN ATTERHOLT	11/13/2017	193,760.00	1.000	11/13/2019	193,760.00	1.000	651
31358C7S9	178663	2000	FNMA STRIP	10/30/2006	330,760.08	.000	11/15/2019	651,000.00	5.259	653
912833KX7	179293	2000	US TREASURY STRIP	12/18/2006	136,157.50	.000	11/15/2019	250,000.00	4.763	653
912833KX7	183729	2000	US TREASURY STRIP	12/05/2007	29,705.00	.000	11/15/2019	50,000.00	4.407	653
912833KX7	183936	2000	US TREASURY STRIP	12/19/2007	57,381.00	.000	11/15/2019	100,000.00	4.720	653
912833KX7	184226	2000	US TREASURY STRIP	01/10/2008	90,180.00	.000	11/15/2019	150,000.00	4.342	653
912833KX7	189213	2000	US TREASURY STRIP	11/21/2008	61,536.00	.000	11/15/2019	100,000.00	4.470	653
912833KX7	189259	2000	US TREASURY STRIP	11/21/2008	3,250.00	.000	11/15/2019	5,000.00	3.961	653
912833KX7	189958	2000	US TREASURY STRIP	01/12/2009	173,470.00	.000	11/15/2019	250,000.00	3.400	653
912833KX7	190246	2000	US TREASURY STRIP	02/04/2009	66,689.00	.000	11/15/2019	100,000.00	3.795	653
912833KX7	194192	2000	US TREASURY STRIP	11/24/2009	69,172.00	.000	11/15/2019	100,000.00	3.729	653
912833KX7	194725	2000	US TREASURY STRIP	01/28/2010	34,246.00	.000	11/15/2019	50,000.00	3.901	653
912833KX7	201928	2000	US TREASURY STRIP	11/17/2010	39,563.00	.000	11/15/2019	50,000.00	2.620	653
912833KX7	202146	2000	US TREASURY STRIP	11/24/2010	38,902.00	.000	11/15/2019	50,000.00	2.816	653
912833KX7	203386	2000	US TREASURY STRIP	01/31/2011	74,675.00	.000	11/15/2019	100,000.00	3.351	653
912833KX7	212187	2000	US TREASURY STRIP	11/30/2012	138,811.50	.000	11/15/2019	150,000.00	1.117	653
912833KX7	212318	2000	US TREASURY STRIP	12/13/2012	325,209.50	.000	11/15/2019	350,000.00	1.064	653
912833KX7	212647	2000	US TREASURY STRIP	01/17/2013	45,951.00	.000	11/15/2019	50,000.00	1.241	653
912833KX7	216067	2000	US TREASURY STRIP	11/21/2013	45,090.00	.000	11/15/2019	50,000.00	1.735	653
912833KX7	216412	2000	US TREASURY STRIP	01/09/2014	88,752.00	.000	11/15/2019	100,000.00	2.051	653
912833KX7	219689	2000	US TREASURY STRIP	11/20/2014	229,625.00	.000	11/15/2019	250,000.00	1.712	653
912833KX7	220242	2000	US TREASURY STRIP	01/09/2015	46,617.50	.000	11/15/2019	50,000.00	1.450	653
912833KX7	220344	2000	US TREASURY STRIP	01/20/2015	93,671.00	.000	11/15/2019	100,000.00	1.362	653



Run Date: 2/5/2018 9:58:38 AM

Investments Outstanding As Of Date: 1/31/2018

INVENTORY BY MATURITY REPORT

CUSIP	Investment #	Fund	Issuer	Purchase Date	Current Book	Current Rate	Maturity Date	Current Par	YTM	Days to Maturity
912833KX7	220430	2000	US TREASURY STRIP	01/26/2015	94,103.00	.000	11/15/2019	100,000.00	1.270	653
912833KX7	220451	2000	US TREASURY STRIP	01/26/2015	46,983.00	.000	11/15/2019	50,000.00	1.301	653
912833KX7	220470	2000	US TREASURY STRIP	01/26/2015	37,612.40	.000	11/15/2019	40,000.00	1.286	653
912833KX7	220499	2000	US TREASURY STRIP	01/27/2015	234,592.50	.000	11/15/2019	250,000.00	1.330	653
912833KX7	220603	2000	US TREASURY STRIP	01/29/2015	233,925.00	.000	11/15/2019	250,000.00	1.391	653
166764AN0	223851	1030	CHEVRON CORP	08/28/2015	8,408,595.63	2.193	11/15/2019	8,319,000.00	1.925	653
912833KX7	225018	2000	USTREASURYSTRIP	12/24/2015	235,415.00	.000	11/15/2019	250,000.00	1.550	653
912833KX7	225339	2000	USTREASURYSTRIP	02/04/2016	95,443.00	.000	11/15/2019	100,000.00	1.239	653
912833KX7	228568	2000	US TREASURY STRI ZERO-% 1	11/14/2016	17,442.72	.000	11/15/2019	18,000.00	1.050	653
912833KX7	229099	2000	S O 11-15-19	01/12/2017	19,185.20	.000	11/15/2019	20,000.00	1.470	653
912833KX7	229100	2000	S O 11-15-19	01/12/2017	19,185.20	.000	11/15/2019	20,000.00	1.470	653
912833KX7	229268	2000	S O 11-15-19	01/26/2017	240,152.50	.000	11/15/2019	250,000.00	1.440	653
912833KX7	229394	2000	S O 11-15-19	02/02/2017	38,413.60	.000	11/15/2019	40,000.00	1.460	653
912833KX7	234354	2000	S O 11-15-19	11/16/2017	96,791.00	.000	11/15/2019	100,000.00	1.640	653
LD1800134	234397	3050	MCFEELY LAWN CARE LLC	11/16/2017	18,753.40	1.000	11/15/2019	18,753.40	1.000	653
EC1800753	234398	3030	MARY HUTTEN	11/16/2017	104,362.95	1.000	11/15/2019	104,362.95	1.000	653
EC1800746	234399	3030	STEVEN ANDERSON	11/16/2017	202,125.00	1.000	11/15/2019	202,125.00	1.000	653
EC1800738	234400	3030	SHRIJAY DALAL	11/16/2017	105,125.00	1.000	11/15/2019	105,125.00	1.000	653
EC1800720	234401	3030	BRIAN FRANK	11/16/2017	141,420.00	1.000	11/15/2019	141,420.00	1.000	653
EC1800704	234402	3030	RONALD DOZIER	11/16/2017	120,095.00	1.000	11/15/2019	120,095.00	1.000	653
EC1800712	234403	3030	LINDA JULA	11/16/2017	140,065.00	1.000	11/15/2019	140,065.00	1.000	653
EC1800696	234404	3030	WHITNEY BEATTY	11/16/2017	88,750.00	1.000	11/15/2019	88,750.00	1.000	653
912833KX7	234927	2000	S O 11-15-19	01/25/2018	38,589.60	.000	11/15/2019	40,000.00	2.000	653
LD1800142	234418	3050	WALTZ ENTERPRISES LLC	11/20/2017	221,028.92	1.000	11/20/2019	221,028.92	1.000	658
EC1800761	234419	3030	TODD CUNNINGHAM	11/20/2017	238,700.00	1.000	11/20/2019	238,700.00	1.000	658
EC1800779	234420	3030	TRACY REDDING	11/20/2017	188,356.00	1.000	11/20/2019	188,356.00	1.000	658
EC1800787	234421	3030	JONATHAN DARA SHADE	11/20/2017	69,500.00	1.000	11/20/2019	69,500.00	1.000	658
EC1800795	234422	3030	MICHEAL SPARKS	11/20/2017	31,175.00	1.000	11/20/2019	31,175.00	1.000	658
EC1800803	234423	3030	RYAN WILHELM	11/20/2017	85,198.20	1.000	11/20/2019	85,198.20	1.000	658
LD1800159	234444	3050	SMITTYS CUSTOM AUTOMOTI	11/22/2017	290,000.00	1.000	11/22/2019	290,000.00	1.000	660
3136G2YA9	225431	1010	FNMA DEBENTURE	02/26/2016	10,000,000.00	1.400	11/26/2019	10,000,000.00	1.400	664
LD1800167	234464	3050	MITCHELL INVST INC DBA PAI	11/27/2017	371,443.77	1.000	11/27/2019	371,443.77	1.000	665
313400BV4	104953	2000	FHLMC STRIP	04/30/1999	762,469.40	.000	11/29/2019	2,695,000.00	6.230	667



Run Date: 2/5/2018 9:58:38 AM

Investments Outstanding As Of Date: 1/31/2018

INVENTORY BY MATURITY REPORT

CUSIP	Investment #	Fund	Issuer	Purchase Date	Current Book	Current Rate	Maturity Date	Current Par	YTM	Days to Maturity
313400BV4	178664	2000	FHLMC STRIP	10/30/2006	863,605.44	.000	11/29/2019	1,707,000.00	5.277	667
912828UB4	228234	1020	US TREASURY NOTE 1.000 11-	10/06/2016	15,006,445.31	1.000	11/30/2019	15,000,000.00	.986	668
3134A1HU7	93767	2000	FHLMC STRIP	01/13/1999	1,438,965.00	.000	12/02/2019	5,100,000.00	6.151	670
3134A1HU7	108426	2000	FHLMC STRIP	06/21/1999	258,860.00	.000	12/02/2019	1,000,000.00	6.720	670
3133EFRM1	224831	1010	FFCB DEBENTURE	12/02/2015	10,000,000.00	1.640	12/02/2019	10,000,000.00	1.640	670
478160BM5	223037	1030	JOHNSON & JOHNSON	06/22/2015	11,647,437.00	1.875	12/05/2019	11,650,000.00	1.880	673
LD1800175	234507	3050	MEGA PLASTICS CO	12/05/2017	147,860.92	1.000	12/05/2019	147,860.92	1.000	673
LD1800183	234521	3050	TOMATKI INC DBA IGA	12/06/2017	400,000.00	1.000	12/06/2019	400,000.00	1.000	674
36962G6P4	230173	1030	GE 2.1 12-11-19	04/03/2017	3,019,590.00	2.100	12/11/2019	3,000,000.00	1.850	679
EC1800886	234556	3030	NATHAN HAUKE	12/12/2017	77,607.35	1.000	12/12/2019	77,607.35	1.000	680
EC1800878	234557	3030	DOUGLAS MINK	12/12/2017	175,315.00	1.000	12/12/2019	175,315.00	1.000	680
EC1800860	234558	3030	KEVIN RAMIREZ	12/12/2017	85,500.00	1.000	12/12/2019	85,500.00	1.000	680
EC1800852	234559	3030	MARK FOSTER	12/12/2017	287,000.00	1.000	12/12/2019	287,000.00	1.000	680
EC1800845	234560	3030	TRAVIS FLING	12/12/2017	350,000.00	1.000	12/12/2019	350,000.00	1.000	680
EC1800837	234561	3030	DANIEL CHERAMIE	12/12/2017	120,000.00	1.000	12/12/2019	120,000.00	1.000	680
EC1800829	234562	3030	LESLIE BEYER HERMSEN	12/12/2017	341,005.00	1.000	12/12/2019	341,005.00	1.000	680
EC1800811	234563	3030	WILLIAM NEIDER	12/12/2017	105,000.00	1.000	12/12/2019	105,000.00	1.000	680
LD1800191	234568	3050	RAMCO ELECTRIC MOTORS	12/13/2017	400,000.00	1.000	12/13/2019	400,000.00	1.000	681
EC1800969	234576	3030	HOWARD ALLEN	12/14/2017	75,000.00	1.000	12/13/2019	75,000.00	1.000	681
EC1800944	234577	3030	EDWARD MOSER	12/14/2017	267,197.00	1.000	12/13/2019	267,197.00	1.000	681
EC1800951	234578	3030	LISA MIDDAUGH TRAUD	12/14/2017	104,610.00	1.000	12/13/2019	104,610.00	1.000	681
EC1800936	234579	3030	MERYDETH TIPTON	12/14/2017	105,585.00	1.000	12/13/2019	105,585.00	1.000	681
EC1800910	234580	3030	CRAIG STRAUB	12/14/2017	50,000.00	1.000	12/13/2019	50,000.00	1.000	681
EC1800902	234581	3030	RONALD GARLAND	12/14/2017	350,000.00	1.000	12/13/2019	350,000.00	1.000	681
EC1800894	234582	3030	GARY DECKARD	12/14/2017	93,210.00	1.000	12/13/2019	93,210.00	1.000	681
EC1800928	234583	3030	JOHN AND NORTON ROBERTS	12/14/2017	196,511.00	1.000	12/13/2019	196,511.00	1.000	681
912828U73	228946	1020	T 1 3-8 12-15-19	12/22/2016	9,951,562.50	1.375	12/15/2019	10,000,000.00	1.542	683
LD1800209	234602	3050	ALLEN MILLER BUILDER	12/18/2017	232,540.00	1.000	12/18/2019	232,540.00	1.000	686
3133EEM49	222730	1010	FFCB DEBENTURE	05/27/2015	10,024,600.00	1.600	12/20/2019	10,000,000.00	1.544	688
LD1800217	234666	3050	A J MECHANICAL SERVICES IN	12/26/2017	72,816.32	1.250	12/26/2019	72,816.32	1.250	694
3136G3WU5	227157	1010	FNMA DEBENTURE 1.150 12-3	06/30/2016	6,750,000.00	1.150	12/30/2019	6,750,000.00	1.150	698
3136G4BE2	228054	1010	FNMA DEBENTURE 1.300 12-3	09/30/2016	15,000,000.00	1.300	12/30/2019	15,000,000.00	1.300	698
912828G95	220370	1020	US TREASURY NOTE	01/15/2015	40,656,250.00	1.625	12/31/2019	40,000,000.00	1.282	699



Run Date: 2/5/2018 9:58:38 AM

Investments Outstanding As Of Date: 1/31/2018

INVENTORY BY MATURITY REPORT

CUSIP	Investment #	Fund	Issuer	Purchase Date	Current Book	Current Rate	Maturity Date	Current Par	YTM	Days to Maturity
912828UF5	226533	1020	US TREASURY NOTE 1.125 12-	04/25/2016	9,990,625.00	1.125	12/31/2019	10,000,000.00	1.151	699
LD1800225	234725	3050	ENERGY POWER SERVICES	01/03/2018	400,000.00	1.250	01/03/2020	400,000.00	1.250	702
LD1800233	234778	3050	SHULTZ TRANSPORT INC	01/08/2018	144,000.00	1.250	01/08/2020	144,000.00	1.250	707
3136G3JJ5	225982	1010	FNMA DEBENTURE	04/14/2016	15,000,000.00	1.360	01/14/2020	15,000,000.00	1.360	713
31359YCF2	147427	2000	FNMA STRIP	03/07/2001	351,302.40	.000	01/15/2020	1,140,000.00	6.340	714
76116EFV7	165708	2000	REF CORP STRIP	04/26/2004	129,620.04	.000	01/15/2020	316,000.00	5.750	714
31359YCF2	173955	2000	FNMA STRIP	12/13/2005	151,508.14	.000	01/15/2020	314,000.00	5.240	714
88059EMW1	178655	2000	TVA STRIP	10/27/2006	3,047,060.40	.000	01/15/2020	6,099,000.00	5.320	714
76116EFV7	179699	2000	REF CORP STRIP	01/31/2007	76,833.00	.000	01/15/2020	150,000.00	5.231	714
912828V31	229213	1020	T 1 3-8 01-15-20	01/20/2017	19,914,062.50	1.375	01/15/2020	20,000,000.00	1.523	714
LD1800241	234828	3050	BOBCAT OF LIMA INC	01/16/2018	400,000.00	1.250	01/16/2020	400,000.00	1.250	715
3135G0A78	225329	1010	FNMA DEBENTURE	02/02/2016	20,261,600.00	1.625	01/21/2020	20,000,000.00	1.286	720
EC1801074	234914	3030	KENNETH HESS	01/22/2018	93,970.00	1.250	01/22/2020	93,970.00	1.250	721
EC1801066	234915	3030	VALERIE AND MICHAEL BEERB	01/22/2018	200,000.00	1.250	01/22/2020	200,000.00	1.250	721
EC1801041	234916	3030	STEVEN & CYNTHIA FRASER	01/22/2018	75,000.00	1.250	01/22/2020	75,000.00	1.250	721
EC1801058	234917	3030	MICHAEL DABELT	01/22/2018	167,500.00	1.250	01/22/2020	167,500.00	1.250	721
EC1801033	234918	3030	TERRY LUANN BROWN	01/22/2018	71,750.00	1.250	01/22/2020	71,750.00	1.250	721
EC1801017	234919	3030	ALAN ACKROYD	01/22/2018	210,000.00	1.250	01/22/2020	210,000.00	1.250	721
EC1801025	234920	3030	MICHAEL WADKOWSKI	01/22/2018	70,000.00	1.250	01/22/2020	70,000.00	1.250	721
EC1801009	234921	3030	PHILIP LEPPLA	01/22/2018	113,055.00	1.250	01/22/2020	113,055.00	1.250	721
EC1800993	234922	3030	MEENAL SHARKEY	01/22/2018	252,000.00	1.250	01/22/2020	252,000.00	1.250	721
EC1800985	234923	3030	ROBIN THORNBURG	01/22/2018	96,875.00	1.250	01/22/2020	96,875.00	1.250	721
EC1800977	234924	3030	ANDREW DEMAINE	01/22/2018	108,750.00	1.250	01/22/2020	108,750.00	1.250	721
LD1800258	235033	3050	CLARKS GROCERY INC	01/26/2018	179,186.67	1.250	01/24/2020	179,186.67	1.250	723
LD1800266	235034	3050	ADVANCED BUILDING RESTOR	01/26/2018	32,400.00	1.250	01/24/2020	32,400.00	1.250	723
3136G2D20	220533	1010	FNMA DEBENTURE	01/30/2015	24,950,000.00	1.600	01/30/2020	25,000,000.00	1.642	729
912828H52	220722	1020	US TREASURY NOTE	02/03/2015	10,021,875.00	1.250	01/31/2020	10,000,000.00	1.205	730
912828H52	220739	1020	US TREASURY NOTE	02/04/2015	10,001,562.50	1.250	01/31/2020	10,000,000.00	1.247	730
693476BJ1	227793	1030	PNC BANK NA 5.125 2-08-2	08/22/2016	5,586,950.00	5.125	02/08/2020	5,000,000.00	1.623	738
58933YAS4	223546	1030	MERCK & CO INC	07/31/2015	6,969,690.00	1.850	02/10/2020	7,000,000.00	1.950	740
594918AY0	223430	1030	MICROSOFT CORP	07/24/2015	3,779,844.26	1.850	02/12/2020	3,782,000.00	1.863	742
594918AY0	227428	1030	MICROSOFT CORP 1.850 2-12-	07/25/2016	5,634,648.80	1.850	02/12/2020	5,522,000.00	1.260	742
594918AY0	227429	1030	MICROSOFT CORP 1.850 2-12-	07/25/2016	5,103,100.00	1.850	02/12/2020	5,000,000.00	1.254	742



Run Date: 2/5/2018 9:58:38 AM

Investments Outstanding As Of Date: 1/31/2018

INVENTORY BY MATURITY REPORT

CUSIP	Investment #	Fund	Issuer	Purchase Date	Current Book	Current Rate	Maturity Date	Current Par	YTM	Days to Maturity
912833KY5	180367	2000	US TREASURY STRIP	04/03/2007	26,782.00	.000	02/15/2020	50,000.00	4.910	745
912833KY5	180519	2000	US TREASURY STRIP	04/12/2007	52,828.00	.000	02/15/2020	100,000.00	5.030	745
912833KY5	180735	2000	US TREASURY STRIP	04/30/2007	53,960.00	.000	02/15/2020	100,000.00	4.880	745
912833KY5	184837	2000	US TREASURY STRIP	02/28/2008	5,871.79	.000	02/15/2020	10,000.00	4.500	745
912833KY5	185227	2000	US TREASURY STRIP	03/27/2008	6,090.00	.000	02/15/2020	10,000.00	4.216	745
912833KY5	185270	2000	US TREASURY STRIP	03/28/2008	30,227.00	.000	02/15/2020	50,000.00	4.280	745
912833KY5	185596	2000	US TREASURY STRIP	04/16/2008	30,753.50	.000	02/15/2020	50,000.00	4.150	745
912833KY5	185615	2000	US TREASURY STRIP	04/16/2008	6,132.00	.000	02/15/2020	10,000.00	4.176	745
912833KY5	185882	2000	US TREASURY STRIP	04/28/2008	14,838.75	.000	02/15/2020	25,000.00	4.470	745
912833KY5	190596	2000	US TREASURY STRIP	02/27/2009	33,416.00	.000	02/15/2020	50,000.00	3.709	745
912833KY5	190827	2000	US TREASURY STRIP	03/20/2009	33,250.00	.000	02/15/2020	50,000.00	3.775	745
912833KY5	190953	2000	US TREASURY STRIP	03/30/2009	68,408.00	.000	02/15/2020	100,000.00	3.520	745
912833KY5	191119	2000	US TREASURY STRIP	04/13/2009	3,500.00	.000	02/15/2020	5,000.00	3.317	745
912833KY5	191206	2000	US TREASURY STRIP	04/16/2009	33,907.50	.000	02/15/2020	50,000.00	3.617	745
912833KY5	191857	2000	US TREASURY STRIP	04/24/2009	34,140.00	.000	02/15/2020	50,000.00	3.560	745
912833KY5	194854	2000	US TREASURY STRIP	02/08/2010	66,917.00	.000	02/15/2020	100,000.00	4.050	745
912833KY5	195180	2000	US TREASURY STRIP	03/03/2010	33,727.00	.000	02/15/2020	50,000.00	3.994	745
912833KY5	195387	2000	US TREASURY STRIP	03/12/2010	67,152.00	.000	02/15/2020	100,000.00	4.050	745
912833KY5	195856	2000	US TREASURY STRIP	04/08/2010	33,037.00	.000	02/15/2020	50,000.00	4.249	745
912833KY5	196881	2000	US TREASURY STRIP	04/30/2010	33,954.50	.000	02/15/2020	50,000.00	3.990	745
912833KY5	203855	2000	US TREASURY STRIP	02/28/2011	36,599.00	.000	02/15/2020	50,000.00	3.511	745
912833KY5	204502	2000	US TREASURY STRIP	04/12/2011	73,094.00	.000	02/15/2020	100,000.00	3.575	745
912833KY5	205415	2000	US TREASURY STRIP	05/05/2011	75,074.00	.000	02/15/2020	100,000.00	3.291	745
912833KY5	208698	2000	US TREASURY STRIP	02/16/2012	43,860.00	.000	02/15/2020	50,000.00	1.645	745
912833KY5	208869	2000	US TREASURY STRIP	03/05/2012	87,726.00	.000	02/15/2020	100,000.00	1.654	745
912833KY5	209008	2000	US TREASURY STRIP	03/19/2012	42,684.50	.000	02/15/2020	50,000.00	2.010	745
912833KY5	209133	2000	US TREASURY STRIP	04/05/2012	43,143.00	.000	02/15/2020	50,000.00	1.885	745
912833KY5	209925	2000	US TREASURY STRIP	04/30/2012	43,881.00	.000	02/15/2020	50,000.00	1.682	745
912833KY5	213282	2000	US TREASURY STRIP	03/25/2013	45,726.50	.000	02/15/2020	50,000.00	1.300	745
912833KY5	213357	2000	US TREASURY STRIP	03/28/2013	91,619.00	.000	02/15/2020	100,000.00	1.275	745
912833KY5	213434	2000	US TREASURY STRIP	04/04/2013	46,100.00	.000	02/15/2020	50,000.00	1.186	745
912833KY5	213501	2000	US TREASURY STRIP	04/12/2013	92,646.00	.000	02/15/2020	100,000.00	1.119	745
912833KY5	214252	2000	US TREASURY STRIP	05/02/2013	92,948.00	.000	02/15/2020	100,000.00	1.080	745



Run Date: 2/5/2018 9:58:38 AM

Investments Outstanding As Of Date: 1/31/2018

INVENTORY BY MATURITY REPORT

CUSIP	Investment #	Fund	Issuer	Purchase Date	Current Book	Current Rate	Maturity Date	Current Par	YTM	Days to Maturity
912833KY5	216907	2000	US TREASURY STRIP	03/21/2014	223,320.00	.000	02/15/2020	250,000.00	1.920	745
912833KY5	220872	2000	US TREASURY STRIP	02/13/2015	37,034.40	.000	02/15/2020	40,000.00	1.545	745
912833KY5	222345	2000	US TREASURY STRIP	04/30/2015	37,474.00	.000	02/15/2020	40,000.00	1.365	745
912833KY5	225725	2000	USTREASURYSTRIIP	03/17/2016	37,922.80	.000	02/15/2020	40,000.00	1.367	745
912833KY5	225754	2000	USTREASURYSTRIIP	03/17/2016	17,293.33	.000	02/15/2020	18,250.00	1.380	745
912833KY5	229648	2000	S 0 02-15-20	02/24/2017	49,694.84	.000	02/15/2020	52,000.00	1.530	745
912833KY5	230014	2000	S 0 02-15-20	03/24/2017	382,268.00	.000	02/15/2020	400,000.00	1.571	745
912833KY5	230128	2000	S 0 02-15-20	03/30/2017	239,382.50	.000	02/15/2020	250,000.00	1.512	745
912833KY5	230232	2000	S 0 02-15-20	04/06/2017	47,988.50	.000	02/15/2020	50,000.00	1.440	745
912833KY5	230350	2000	S 0 02-15-20	04/17/2017	38,429.20	.000	02/15/2020	40,000.00	1.420	745
912833KY5	230985	2000	S 0 02-15-20	04/28/2017	240,217.50	.000	02/15/2020	250,000.00	1.430	745
3133EFZT7	225430	1010	FFCB DEBENTURE	02/24/2016	10,000,000.00	1.400	02/24/2020	10,000,000.00	1.400	754
912828J50	222941	1020	US TREASURY NOTE	06/10/2015	14,780,859.38	1.375	02/29/2020	15,000,000.00	1.698	759
912828UQ1	228667	1020	US TREASURY NOTE 1.250 2-2	11/18/2016	14,945,507.81	1.250	02/29/2020	15,000,000.00	1.363	759
166764AR1	223683	1030	CHEVRON CORP	08/13/2015	4,950,000.00	1.961	03/03/2020	5,000,000.00	2.193	762
30231GAG7	223765	1030	EXXON MOBIL CORPORATION	08/20/2015	4,969,300.00	1.912	03/06/2020	5,000,000.00	2.054	765
24422ESW0	222732	1030	JOHN DEERE CAPITAL CORP	05/29/2015	10,040,600.00	2.050	03/10/2020	10,000,000.00	1.960	769
3133EFR25	225793	1010	FFCB DEBENTURE	03/23/2016	9,227,376.00	1.590	03/23/2020	9,220,000.00	1.569	782
3133EFR25	231855	1010	FFCB 1.59 03-23-20	06/26/2017	4,997,950.00	1.590	03/23/2020	5,000,000.00	1.605	782
3134G8RP6	225810	1010	FHLMC MEDIUM TERM NOTE	03/30/2016	6,212,446.00	1.500	03/30/2020	6,205,000.00	1.469	789
3134G8TY5	225877	1010	FHLMC MEDIUM TERM NOTE	03/30/2016	10,000,000.00	1.420	03/30/2020	10,000,000.00	1.420	789
912828J84	222428	1020	US TREASURY NOTE	05/04/2015	9,959,375.00	1.375	03/31/2020	10,000,000.00	1.461	790
912828UV0	226633	1020	US TREASURY NOTE 1.125 3-3	05/02/2016	9,993,750.00	1.125	03/31/2020	10,000,000.00	1.141	790
912828J84	228845	1020	T 1 3-8 03-31-20	12/12/2016	9,967,968.75	1.375	03/31/2020	10,000,000.00	1.475	790
46513XGF1	230151	1010	ISRAEL BOND	04/03/2017	7,500,000.00	2.860	04/01/2020	7,500,000.00	2.860	791
46513XHF0	230152	1010	ISRAEL FLOATING RATE BOND	04/03/2017	7,500,000.00	2.488	04/01/2020	7,500,000.00	2.488	791
46513XBF6	230153	1010	ISRAEL BOND	04/03/2017	10,000,000.00	2.460	04/01/2020	10,000,000.00	2.460	791
3133EGXN0	228180	1010	FFCB DEBENTURE 1.240 4-06-	10/06/2016	9,998,000.00	1.240	04/06/2020	10,000,000.00	1.246	796
3133EF2L0	226074	1010	FFCB DEBENTURE 1.400 4-13-	04/20/2016	9,992,000.00	1.400	04/13/2020	10,000,000.00	1.421	803
76116EGT1	179056	2000	REF CORP STRIP	11/28/2006	36,688.40	.000	04/15/2020	70,000.00	4.887	805
3130A8RW5	227410	1010	FHLB DEBENTURE 1.300 4-21-	07/21/2016	8,993,250.00	1.300	04/21/2020	9,000,000.00	1.321	811
3133EGNF8	227686	1010	FFCB DEBENTURE 1.300 4-21-	08/10/2016	10,997,800.00	1.300	04/21/2020	11,000,000.00	1.306	811
3136G2GR2	221724	1010	FNMA DEBENTURE	04/28/2015	10,000,000.00	1.500	04/28/2020	10,000,000.00	1.500	818



Run Date: 2/5/2018 9:58:38 AM

Investments Outstanding As Of Date: 1/31/2018

INVENTORY BY MATURITY REPORT

CUSIP	Investment #	Fund	Issuer	Purchase Date	Current Book	Current Rate	Maturity Date	Current Par	YTM	Days to Maturity
912828K58	222389	1020	US TREASURY NOTE	04/30/2015	4,985,546.88	1.375	04/30/2020	5,000,000.00	1.435	820
912828K58	222390	1020	US TREASURY NOTE	04/30/2015	4,993,750.00	1.375	04/30/2020	5,000,000.00	1.401	820
912828VA5	223419	1020	US TREASURY NOTE	07/21/2015	9,742,968.75	1.125	04/30/2020	10,000,000.00	1.687	820
912828VA5	226850	1020	US TREASURY NOTE 1.125 4-3	05/19/2016	9,953,125.00	1.125	04/30/2020	10,000,000.00	1.247	820
713448CS5	227946	1030	PEPSICO INC 1.850 4-30-20	09/08/2016	5,107,197.44	1.850	04/30/2020	5,024,000.00	1.382	820
36962G2T0	222865	1030	GENERAL ELECTRIC CAPITAL	06/08/2015	5,754,900.00	5.550	05/04/2020	5,000,000.00	2.279	824
912833KZ2	181166	2000	US TREASURY STRIP	05/31/2007	25,897.50	.000	05/15/2020	50,000.00	5.143	835
912833KZ2	181414	2000	US TREASURY STRIP	06/26/2007	25,164.00	.000	05/15/2020	50,000.00	5.400	835
912833KZ2	181555	2000	US TREASURY STRIP	07/06/2007	25,600.00	.000	05/15/2020	50,000.00	5.274	835
912833KZ2	181861	2000	US TREASURY STRIP	07/30/2007	52,047.00	.000	05/15/2020	100,000.00	5.170	835
912833KZ2	182551	2000	US TREASURY STRIP	09/25/2007	52,950.00	.000	05/15/2020	100,000.00	5.095	835
912833KZ2	186333	2010	US TREASURY STRIP	05/22/2008	4,403,774.98	.000	05/15/2020	7,538,000.00	4.537	835
912833KZ2	186418	2000	US TREASURY STRIP	05/27/2008	29,458.00	.000	05/15/2020	50,000.00	4.470	835
912833KZ2	186664	2000	US TREASURY STRIP	06/09/2008	14,547.00	.000	05/15/2020	25,000.00	4.590	835
912833KZ2	187227	2000	US TREASURY STRIP	07/11/2008	5,904.40	.000	05/15/2020	10,000.00	4.498	835
912833KZ2	192215	2000	US TREASURY STRIP	05/13/2009	95,820.00	.000	05/15/2020	150,000.00	4.114	835
912833KZ2	193234	2000	US TREASURY STRIP	08/18/2009	31,469.72	.000	05/15/2020	50,000.00	4.357	835
912833KZ2	197099	2000	US TREASURY STRIP	05/11/2010	207,171.79	.000	05/15/2020	306,000.00	3.934	835
912833KZ2	197192	2000	US TREASURY STRIP	05/14/2010	16,931.75	.000	05/15/2020	25,000.00	3.934	835
912833KZ2	198374	2000	US TREASURY STRIP	06/30/2010	36,040.00	.000	05/15/2020	50,000.00	3.343	835
912833KZ2	198700	2000	US TREASURY STRIP	07/13/2010	71,733.00	.000	05/15/2020	100,000.00	3.405	835
912833KZ2	205474	2000	US TREASURY STRIP	05/09/2011	74,378.00	.000	05/15/2020	100,000.00	3.310	835
912833KZ2	206119	2000	US TREASURY STRIP	06/13/2011	76,671.00	.000	05/15/2020	100,000.00	3.000	835
912833KZ2	206335	2000	US TREASURY STRIP	06/23/2011	38,333.00	.000	05/15/2020	50,000.00	3.010	835
912833KZ2	206371	2000	US TREASURY STRIP	06/27/2011	38,303.50	.000	05/15/2020	50,000.00	3.022	835
912833KZ2	210178	2000	US TREASURY STRIP	05/16/2012	44,118.50	.000	05/15/2020	50,000.00	1.571	835
912833KZ2	210393	2000	US TREASURY STRIP	06/06/2012	45,436.50	.000	05/15/2020	50,000.00	1.209	835
912833KZ2	210599	2000	US TREASURY STRIP	06/25/2012	44,824.50	.000	05/15/2020	50,000.00	1.390	835
912833KZ2	214702	2000	US TREASURY STRIP	06/17/2013	44,663.50	.000	05/15/2020	50,000.00	1.640	835
912833KZ2	218182	2000	US TREASURY STRIP	06/26/2014	44,421.50	.000	05/15/2020	50,000.00	2.020	835
912833KZ2	218208	2000	US TREASURY STRIP	06/27/2014	44,369.50	.000	05/15/2020	50,000.00	2.041	835
912833KZ2	218578	2000	US TREASURY STRIP	07/31/2014	44,634.50	.000	05/15/2020	50,000.00	1.970	835
912833KZ2	222622	2000	US TREASURY STRIP	05/21/2015	230,715.00	.000	05/15/2020	250,000.00	1.617	835



Run Date: 2/5/2018 9:58:38 AM

Investments Outstanding As Of Date: 1/31/2018

INVENTORY BY MATURITY REPORT

CUSIP	Investment #	Fund	Issuer	Purchase Date	Current Book	Current Rate	Maturity Date	Current Par	YTM	Days to Maturity
459200HM6	224871	1030	IBM CORP	12/07/2015	4,924,250.00	1.625	05/15/2020	5,000,000.00	1.983	835
313382ZC0	225389	1010	FHLB DEBENTURE	02/04/2016	4,997,900.00	1.500	05/15/2020	5,000,000.00	1.510	835
912833KZ2	226885	2000	US TREASURY STRI ZERO-% 5	05/26/2016	113,976.00	.000	05/15/2020	120,000.00	1.302	835
459200HM6	227256	1030	IBM CORP 1.625 5-15-20	07/12/2016	7,114,870.00	1.625	05/15/2020	7,000,000.00	1.187	835
912833KZ2	227311	2000	US TREASURY STRI ZERO-% 5	07/15/2016	48,206.50	.000	05/15/2020	50,000.00	.955	835
912833KZ2	227496	2000	US TREASURY STRI ZERO-% 5	07/29/2016	38,448.40	.000	05/15/2020	40,000.00	1.045	835
912833KZ2	227667	2000	US TREASURY STRI ZERO-% 5	08/12/2016	96,249.00	.000	05/15/2020	100,000.00	1.020	835
912833KZ2	231302	2000	S 0 05-15-20	05/11/2017	38,153.20	.000	05/15/2020	40,000.00	1.576	835
912833KZ2	231582	2000	S 0 05-15-20	06/02/2017	38,291.20	.000	05/15/2020	40,000.00	1.485	835
0258M0DT3	222940	1030	AMERICAN EXPRESS CREDIT C	06/12/2015	9,932,800.00	2.375	05/26/2020	10,000,000.00	2.520	846
912828XE5	222828	1020	US TREASURY NOTE	06/03/2015	9,953,906.25	1.500	05/31/2020	10,000,000.00	1.596	851
912828XE5	223219	1020	US TREASURY NOTE	07/02/2015	9,918,750.00	1.500	05/31/2020	10,000,000.00	1.673	851
912828VF4	228681	1020	US TREASURY NOTE	11/21/2016	14,946,679.69	1.375	05/31/2020	15,000,000.00	1.479	851
69353REP9	222790	1030	PNC FIN SERV GROUP	06/03/2015	10,016,700.00	2.300	06/01/2020	10,000,000.00	2.264	852
313383HU8	225520	1010	FHLB DEBENTURE	02/19/2016	10,592,920.00	1.750	06/12/2020	10,400,000.00	1.306	863
3136G3CU7	225588	1010	FNMA DEBENTURE	03/15/2016	15,000,000.00	1.550	06/15/2020	15,000,000.00	1.550	866
3136G3DE2	225612	1010	FNMA DEBENTURE	03/15/2016	15,000,000.00	1.550	06/15/2020	15,000,000.00	1.550	866
3135G0D75	223822	1010	FNMA DEBENTURE	08/21/2015	9,952,600.00	1.500	06/22/2020	10,000,000.00	1.602	873
3135G0D75	224627	1010	FNMA DEBENTURE	11/03/2015	7,474,875.00	1.500	06/22/2020	7,500,000.00	1.575	873
46625HLW8	227358	1030	JP MORGAN CHASE 2.750 6-23	07/19/2016	10,306,900.00	2.750	06/23/2020	10,000,000.00	1.935	874
912828VJ6	223953	1020	US TREASURY NOTE	09/09/2015	25,416,015.63	1.875	06/30/2020	25,000,000.00	1.515	881
912828XH8	229237	1020	T 1 5-8 06-30-20	01/23/2017	9,985,156.25	1.625	06/30/2020	10,000,000.00	1.670	881
931142CU5	224975	1030	WAL-MART STORES	12/21/2015	9,809,257.50	3.625	07/08/2020	9,150,000.00	1.961	889
3133EGLF0	227464	1010	FFCB DEBENTURE 1.290 7-13-	07/25/2016	8,429,799.00	1.290	07/13/2020	8,445,000.00	1.337	894
31359YCG0	147428	2000	FNMA STRIP	03/07/2001	340,506.60	.000	07/15/2020	1,140,000.00	6.340	896
31359YCG0	178426	2000	FNMA STRIP	10/06/2006	2,925,051.42	.000	07/15/2020	5,919,000.00	5.183	896
94974BGM6	224275	1030	WELLS FARGO & CO	10/02/2015	5,066,500.00	2.600	07/22/2020	5,000,000.00	2.306	903
46625HHS2	224283	1030	JP MORGAN CHASE & CO	10/05/2015	5,414,600.00	4.400	07/22/2020	5,000,000.00	2.552	903
3136G3H73	227463	1010	FNMA DEBENTURE 1.375 7-27	07/27/2016	7,065,000.00	1.375	07/27/2020	7,065,000.00	1.375	908
458140AQ3	223496	1030	INTEL CORP	07/29/2015	10,038,900.00	2.450	07/29/2020	10,000,000.00	2.367	910
912828VP2	224615	1020	US TREASURY NOTE	11/02/2015	15,328,125.00	2.000	07/31/2020	15,000,000.00	1.520	912
912828VP2	224950	1020	US TREASURY NOTE	12/16/2015	5,070,872.90	2.000	07/31/2020	5,000,000.00	1.680	912
912828XM7	229845	1020	T 1 5-8 07-31-20	03/08/2017	9,960,156.25	1.625	07/31/2020	10,000,000.00	1.746	912



Run Date: 2/5/2018 9:58:38 AM

Investments Outstanding As Of Date: 1/31/2018

INVENTORY BY MATURITY REPORT

CUSIP	Investment #	Fund	Issuer	Purchase Date	Current Book	Current Rate	Maturity Date	Current Par	YTM	Days to Maturity
88579YAQ4	231238	1030	MMM 2 08-07-20 MTN	05/08/2017	5,040,950.00	2.000	08/07/2020	5,000,000.00	1.739	919
88579YAQ4	231673	1030	MMM 2 08-07-20 MTN	06/13/2017	11,769,953.80	2.000	08/07/2020	11,660,000.00	1.691	919
3136G4NZ2	233451	1010	FNMA 1.7 08-10-20	08/23/2017	10,012,500.00	1.700	08/10/2020	10,000,000.00	1.657	922
912833LA6	178332	2000	US TREASURY STRIP	10/04/2006	25,556.00	.000	08/15/2020	50,000.00	4.900	927
912833LA6	178586	2000	US TREASURY STRIP	10/26/2006	69,324.30	.000	08/15/2020	138,000.00	5.050	927
912833LA6	178996	2000	US TREASURY STRIP	11/28/2006	26,106.00	.000	08/15/2020	50,000.00	4.795	927
912833LA6	182220	2000	US TREASURY STRIP	08/28/2007	52,849.00	.000	08/15/2020	100,000.00	4.980	927
912833LA6	182756	2000	US TREASURY STRIP	10/05/2007	53,520.00	.000	08/15/2020	100,000.00	4.920	927
912833LA6	188067	2000	US TREASURY STRIP	09/15/2008	30,425.00	.000	08/15/2020	50,000.00	4.213	927
912833LA6	188162	2010	US TREASURY STRIP	09/22/2008	356,158.08	.000	08/15/2020	576,000.00	4.082	927
912833LA6	193253	2000	US TREASURY STRIP	08/18/2009	62,346.25	.000	08/15/2020	100,000.00	4.345	927
912833LA6	199560	2000	US TREASURY STRIP	08/13/2010	36,519.00	.000	08/15/2020	50,000.00	3.165	927
912833LA6	200623	2000	US TREASURY STRIP	09/24/2010	74,633.00	.000	08/15/2020	100,000.00	2.980	927
912833LA6	207490	2000	US TREASURY STRIP	09/23/2011	42,107.50	.000	08/15/2020	50,000.00	1.941	927
912833LA6	207860	2000	US TREASURY STRIP	10/31/2011	82,610.00	.000	08/15/2020	100,000.00	2.185	927
912833LA6	207913	2000	US TREASURY STRIP	11/03/2011	41,309.00	.000	08/15/2020	50,000.00	2.186	927
912833LA6	211239	2000	US TREASURY STRIP	08/17/2012	44,737.50	.000	08/15/2020	50,000.00	1.396	927
912833LA6	211299	2000	US TREASURY STRIP	08/22/2012	88,707.00	.000	08/15/2020	100,000.00	1.507	927
912833LA6	215294	2000	US TREASURY STRIP	08/16/2013	43,021.00	.000	08/15/2020	50,000.00	2.160	927
912833LA6	215617	2000	US TREASURY STRIP	09/26/2013	43,264.00	.000	08/15/2020	50,000.00	2.113	927
912833LA6	215881	2000	US TREASURY STRIP	11/01/2013	87,983.00	.000	08/15/2020	100,000.00	1.895	927
912833LA6	218836	2000	US TREASURY STRIP	08/28/2014	355,648.00	.000	08/15/2020	400,000.00	1.980	927
912833LA6	219028	2000	US TREASURY STRIP	09/18/2014	88,300.00	.000	08/15/2020	100,000.00	2.117	927
912833LA6	219286	2000	US TREASURY STRIP	10/17/2014	36,105.60	.000	08/15/2020	40,000.00	1.765	927
912833LA6	224320	2000	USTREASURYSTRIP	10/08/2015	93,566.00	.000	08/15/2020	100,000.00	1.375	927
912833LA6	224481	2000	USTREASURYSTRIP	10/22/2015	93,391.00	.000	08/15/2020	100,000.00	1.425	927
912833LA6	224551	2000	USTREASURYSTRIP	10/29/2015	37,294.80	.000	08/15/2020	40,000.00	1.465	927
912833LA6	228088	2000	US TREASURY STRI ZERO-% 8	09/23/2016	47,937.00	.000	08/15/2020	50,000.00	1.085	927
912833LA6	228284	2000	US TREASURY STRI ZERO-% 8	10/14/2016	238,875.00	.000	08/15/2020	250,000.00	1.190	927
912833LA6	234127	2000	S 0 08-15-20	10/26/2017	38,177.20	.000	08/15/2020	40,000.00	1.670	927
912833LA6	234151	2000	S 0 08-15-20	10/26/2017	47,735.00	.000	08/15/2020	50,000.00	1.660	927
912833LA6	234186	2000	S 0 08-15-20	10/27/2017	23,868.50	.000	08/15/2020	25,000.00	1.660	927
3136G2Y27	225385	1010	FNMA DEBENTURE	02/24/2016	10,000,000.00	1.450	08/24/2020	10,000,000.00	1.450	936



Run Date: 2/5/2018 9:58:38 AM

Investments Outstanding As Of Date: 1/31/2018

INVENTORY BY MATURITY REPORT

CUSIP	Investment #	Fund	Issuer	Purchase Date	Current Book	Current Rate	Maturity Date	Current Par	YTM	Days to Maturity
3135G0N66	227961	1010	FNMA DEBENTURE 1.400 8-24	09/07/2016	12,496,250.00	1.400	08/24/2020	12,500,000.00	1.408	936
912828VV9	224593	1020	US TREASURY NOTE	10/29/2015	10,342,968.75	2.125	08/31/2020	10,000,000.00	1.389	943
912828VV9	224679	1020	US TREASURY NOTE	11/06/2015	10,217,187.50	2.125	08/31/2020	10,000,000.00	1.654	943
912828L32	228468	1020	US TREASURY NOTE 1.375 8-3	10/31/2016	15,080,859.38	1.375	08/31/2020	15,000,000.00	1.230	943
3133EHWQ2	233539	1010	FFCB 1.68 09-01-20	09/01/2017	5,100,000.00	1.680	09/01/2020	5,100,000.00	1.680	944
3133EGTM7	227994	1010	FFCB DEBENTURE 1.375 9-08-	09/12/2016	12,495,625.00	1.375	09/08/2020	12,500,000.00	1.384	951
3133XD4P3	227128	1010	FHLB DEBENTURE 4.625 9-11-	06/24/2016	5,719,103.25	4.625	09/11/2020	5,025,000.00	1.249	954
3134A4BS2	178674	2000	FHLMC STRIP	10/31/2006	555,718.32	.000	09/15/2020	1,146,000.00	5.286	958
3134A4BS2	178684	2000	FHLMC STRIP	10/31/2006	2,164,041.21	.000	09/15/2020	4,423,000.00	5.220	958
02665WAZ4	224192	1030	AMERICAN HONDA FINANCE C	09/25/2015	5,013,400.00	2.450	09/24/2020	5,000,000.00	2.393	967
02665WAZ4	231480	1030	HNDA 2.45 09-24-20 MTN	05/25/2017	5,073,850.00	2.450	09/24/2020	5,000,000.00	1.989	967
3136G4AU7	228020	1010	FNMA DEBENTURE 1.430 9-29	09/29/2016	15,000,000.00	1.430	09/29/2020	15,000,000.00	1.430	972
912828L65	224642	1020	US TREASURY NOTE	11/04/2015	14,862,890.62	1.375	09/30/2020	15,000,000.00	1.569	973
912828L65	224696	1020	US TREASURY NOTE	11/09/2015	9,828,125.00	1.375	09/30/2020	10,000,000.00	1.743	973
3130A7JB2	225680	1010	FHLB DEBENTURE	03/30/2016	8,666,325.00	1.450	09/30/2020	8,675,000.00	1.473	973
3134G9E78	227171	1010	FHLMC MEDIUM TER 1.280 9-	06/30/2016	10,000,000.00	1.280	09/30/2020	10,000,000.00	1.280	973
912828L65	229601	1020	T 1 3-8 09-30-20	02/17/2017	9,878,906.25	1.375	09/30/2020	10,000,000.00	1.722	973
594918AH7	224263	1030	MICROSOFT CORP	10/01/2015	7,899,075.00	3.000	10/01/2020	7,500,000.00	1.880	974
3133EGXX8	228237	1010	FFCB DEBENTURE 1.340 10-13	10/13/2016	9,984,000.00	1.340	10/13/2020	10,000,000.00	1.381	986
713448DC9	224435	1030	PEPSICO INC	10/19/2015	5,037,200.00	2.150	10/14/2020	5,000,000.00	1.992	987
713448DC9	224695	1030	PEPSICO INC	11/12/2015	9,955,900.00	2.150	10/14/2020	10,000,000.00	2.245	987
76116FAE7	74345	2000	REF CORP STRIP	09/28/1998	663,205.00	.000	10/15/2020	2,300,000.00	5.721	988
3133EGMM4	227351	1010	FFCB DEBENTURE 1.375 10-19	07/19/2016	10,000,000.00	1.375	10/19/2020	10,000,000.00	1.375	992
3133EGZD0	228345	1010	FFCB DEBENTURE 1.330 10-20	10/20/2016	10,000,000.00	1.330	10/20/2020	10,000,000.00	1.330	993
931142CZ4	228626	1030	WAL-MART STORES 3.250 10-	11/17/2016	7,900,500.00	3.250	10/25/2020	7,500,000.00	1.838	998
3130A7RQ0	226036	1010	FHLB DEBENTURE 1.550 10-26	04/26/2016	5,211,349.50	1.550	10/26/2020	5,215,000.00	1.566	999
191216BT6	224919	1030	COCA COLA COMPANY	12/14/2015	5,790,295.02	1.875	10/27/2020	5,809,000.00	1.944	1000
3130A9UH2	228505	1010	FHLB 1 10-27-20	11/02/2016	5,750,000.00	1.250	10/27/2020	5,750,000.00	1.250	1000
191216BT6	233868	1030	KO 1 7-8 10-27-20	10/04/2017	4,053,523.50	1.875	10/27/2020	4,050,000.00	1.846	1000
3136G3KV6	226536	1010	FNMA DEBENTURE 1.600 10-2	04/28/2016	8,570,712.50	1.600	10/28/2020	8,575,000.00	1.612	1001
912828L99	225587	1020	US TREASURY NOTE	02/29/2016	15,089,062.50	1.375	10/31/2020	15,000,000.00	1.244	1004
912828L99	229602	1020	T 1 3-8 10-31-20	02/17/2017	9,870,703.13	1.375	10/31/2020	10,000,000.00	1.737	1004
19416QDR8	230220	1030	CL 2.95 11-01-20	04/06/2017	3,341,067.75	2.950	11/01/2020	3,225,000.00	1.902	1005



Run Date: 2/5/2018 9:58:38 AM

Investments Outstanding As Of Date: 1/31/2018

INVENTORY BY MATURITY REPORT

CUSIP	Investment #	Fund	Issuer	Purchase Date	Current Book	Current Rate	Maturity Date	Current Par	YTM	Days to Maturity
3133EGC29	228534	1010	FFCB DEBENTURE 1.350 11-02	11/04/2016	9,996,500.00	1.350	11/02/2020	10,000,000.00	1.359	1006
3133EGQS7	227794	1010	FFCB DEBENTURE 1.400 11-10	08/18/2016	4,695,000.00	1.400	11/10/2020	4,695,000.00	1.400	1014
31358C7U4	178740	2000	FNMA STRIP	11/06/2006	3,285,074.73	.000	11/15/2020	6,783,000.00	5.237	1019
912833LB4	179294	2000	US TREASURY STRIP	12/18/2006	129,142.50	.000	11/15/2020	250,000.00	4.806	1019
912833LB4	183730	2000	US TREASURY STRIP	12/05/2007	28,195.00	.000	11/15/2020	50,000.00	4.475	1019
912833LB4	183937	2000	US TREASURY STRIP	12/19/2007	54,147.00	.000	11/15/2020	100,000.00	4.810	1019
912833LB4	184227	2000	US TREASURY STRIP	01/10/2008	85,065.00	.000	11/15/2020	150,000.00	4.465	1019
912833LB4	189214	2000	US TREASURY STRIP	11/21/2008	57,578.00	.000	11/15/2020	100,000.00	4.660	1019
912833LB4	189260	2000	US TREASURY STRIP	11/21/2008	3,050.00	.000	11/15/2020	5,000.00	4.168	1019
912833LB4	189959	2000	US TREASURY STRIP	01/12/2009	163,860.00	.000	11/15/2020	250,000.00	3.600	1019
912833LB4	190247	2000	US TREASURY STRIP	02/04/2009	62,834.00	.000	11/15/2020	100,000.00	3.985	1019
912833LB4	194193	2000	US TREASURY STRIP	11/24/2009	65,206.00	.000	11/15/2020	100,000.00	3.934	1019
912833LB4	194726	2000	US TREASURY STRIP	01/28/2010	32,388.00	.000	11/15/2020	50,000.00	4.063	1019
912833LB4	201930	2000	US TREASURY STRIP	11/17/2010	37,497.00	.000	11/15/2020	50,000.00	2.900	1019
912833LB4	202147	2000	US TREASURY STRIP	11/24/2010	36,668.50	.000	11/15/2020	50,000.00	3.133	1019
912833LB4	203387	2000	US TREASURY STRIP	01/31/2011	70,436.00	.000	11/15/2020	100,000.00	3.613	1019
912833LB4	212189	2000	US TREASURY STRIP	11/30/2012	135,129.00	.000	11/15/2020	150,000.00	1.316	1019
912833LB4	212319	2000	US TREASURY STRIP	12/13/2012	316,526.00	.000	11/15/2020	350,000.00	1.273	1019
912833LB4	212648	2000	US TREASURY STRIP	01/17/2013	44,592.00	.000	11/15/2020	50,000.00	1.468	1019
912833LB4	216068	2000	US TREASURY STRIP	11/21/2013	43,347.50	.000	11/15/2020	50,000.00	2.055	1019
912833LB4	216413	2000	US TREASURY STRIP	01/09/2014	84,991.00	.000	11/15/2020	100,000.00	2.389	1019
912833LB4	219690	2000	US TREASURY STRIP	11/20/2014	222,632.50	.000	11/15/2020	250,000.00	1.946	1019
912833LB4	220243	2000	US TREASURY STRIP	01/09/2015	45,392.50	.000	11/15/2020	50,000.00	1.660	1019
912833LB4	220345	2000	US TREASURY STRIP	01/20/2015	91,323.00	.000	11/15/2020	100,000.00	1.566	1019
912833LB4	220431	2000	US TREASURY STRIP	01/26/2015	91,907.00	.000	11/15/2020	100,000.00	1.460	1019
912833LB4	220452	2000	US TREASURY STRIP	01/26/2015	45,875.50	.000	11/15/2020	50,000.00	1.490	1019
912833LB4	220471	2000	US TREASURY STRIP	01/26/2015	36,724.80	.000	11/15/2020	40,000.00	1.478	1019
912833LB4	220500	2000	US TREASURY STRIP	01/27/2015	229,117.50	.000	11/15/2020	250,000.00	1.510	1019
912833LB4	220604	2000	US TREASURY STRIP	01/29/2015	228,420.00	.000	11/15/2020	250,000.00	1.564	1019
912833LB4	225019	2000	USTREASURYSTRI	12/24/2015	229,770.00	.000	11/15/2020	250,000.00	1.732	1019
912833LB4	225340	2000	USTREASURYSTRI	02/04/2016	93,537.00	.000	11/15/2020	100,000.00	1.403	1019
912820WZ6	228569	2000	US TREASURY STRI ZERO-% 1	11/14/2016	17,137.80	.000	11/15/2020	18,000.00	1.230	1019
912833LB4	229102	2000	S 0 11-15-20	01/12/2017	18,716.40	.000	11/15/2020	20,000.00	1.735	1019



Run Date: 2/5/2018 9:58:38 AM

Investments Outstanding As Of Date: 1/31/2018

INVENTORY BY MATURITY REPORT

CUSIP	Investment #	Fund	Issuer	Purchase Date	Current Book	Current Rate	Maturity Date	Current Par	YTM	Days to Maturity
912833LB4	229104	2000	S 0 11-15-20	01/12/2017	18,716.40	.000	11/15/2020	20,000.00	1.735	1019
912833LB4	229269	2000	S 0 11-15-20	01/26/2017	234,242.50	.000	11/15/2020	250,000.00	1.720	1019
912833LB4	229395	2000	S 0 11-15-20	02/02/2017	37,477.20	.000	11/15/2020	40,000.00	1.730	1019
912833LB4	234355	2000	S 0 11-15-20	11/16/2017	94,799.00	.000	11/15/2020	100,000.00	1.790	1019
912833LB4	234928	2000	S 0 11-15-20	01/25/2018	37,620.00	.000	11/15/2020	40,000.00	2.200	1019
166764AY6	230085	1030	CVX 2.419 11-17-20	03/29/2017	5,462,385.72	2.419	11/17/2020	5,412,000.00	2.151	1021
3136G3Y82	227770	1010	FNMA DEBENTURE 1.200 11-2	08/24/2016	9,972,500.00	1.200	11/24/2020	10,000,000.00	1.267	1028
912828A42	225691	1020	US TREASURY NOTE	03/11/2016	15,397,851.56	2.000	11/30/2020	15,000,000.00	1.417	1034
912828M98	227462	1020	US TREASURY NOTE 1.625 11-	07/25/2016	20,478,125.00	1.625	11/30/2020	20,000,000.00	1.061	1034
3130A3UO5	228261	1010	FHLB DEBENTURE 1.875 12-11	10/11/2016	11,214,114.00	1.875	12/11/2020	10,950,000.00	1.279	1045
3134G9E52	227173	1010	FHLMC MEDIUM TER 1.330 12	06/30/2016	15,000,000.00	1.330	12/30/2020	15,000,000.00	1.330	1064
912828N48	225774	1020	US TREASURY NOTE	03/16/2016	15,171,900.00	1.750	12/31/2020	15,000,000.00	1.501	1065
912828N48	226848	1020	US TREASURY NOTE 1.750 12-	05/19/2016	15,273,600.00	1.750	12/31/2020	15,000,000.00	1.341	1065
912828N48	231781	1020	T 1 3-4 12-31-20	06/21/2017	10,039,843.75	1.750	12/31/2020	10,000,000.00	1.633	1065
24422ETF6	225253	1030	JOHN DEERE CAPITAL CORP	01/26/2016	5,070,800.00	2.550	01/08/2021	5,000,000.00	2.246	1073
76116FAG2	179053	2000	REF CORP STRIP	11/28/2006	245,380.20	.000	01/15/2021	489,000.00	4.940	1080
76116EFX3	179700	2000	REF CORP STRIP	01/31/2007	72,754.50	.000	01/15/2021	150,000.00	5.252	1080
3133EF3R6	226506	1010	FFCB DEBENTURE 1.600 1-19-	04/22/2016	9,977,400.00	1.600	01/19/2021	10,000,000.00	1.650	1084
91159HHL7	228644	1030	US BANCORP 2.350 1-29-21	11/18/2016	10,105,100.00	2.350	01/29/2021	10,000,000.00	2.087	1094
91159HHL7	228775	1030	USB 2.35 01-29-21 MTN	12/05/2016	2,734,592.00	2.350	01/29/2021	2,725,000.00	2.260	1094
912828N89	225452	1020	US TREASURY NOTE	02/12/2016	10,165,161.80	1.375	01/31/2021	10,000,000.00	1.033	1096
912828N89	233006	1020	T 1 3-8 01-31-21	07/05/2017	9,880,468.75	1.375	01/31/2021	10,000,000.00	1.721	1096
912828N89	234651	1020	T 1.375	12/26/2017	9,804,296.88	1.375	01/31/2021	10,000,000.00	2.030	1096
742718EN5	233801	1030	PG 1.85 02-02-21	09/28/2017	3,671,278.40	1.850	02/02/2021	3,680,000.00	1.923	1098
3133EG6N0	229583	1010	FFCB 1.94 02-09-21	02/16/2017	9,975,000.00	1.940	02/09/2021	10,000,000.00	2.006	1105
912833LC2	180368	2000	US TREASURY STRIP	04/03/2007	25,342.00	.000	02/15/2021	50,000.00	4.960	1111
912833LC2	180520	2000	US TREASURY STRIP	04/12/2007	50,081.00	.000	02/15/2021	100,000.00	5.058	1111
912833LC2	180736	2000	US TREASURY STRIP	04/30/2007	50,938.00	.000	02/15/2021	100,000.00	4.950	1111
912833LC2	184838	2000	US TREASURY STRIP	02/28/2008	5,510.45	.000	02/15/2021	10,000.00	4.650	1111
912833LC2	185228	2000	US TREASURY STRIP	03/27/2008	5,780.00	.000	02/15/2021	10,000.00	4.299	1111
912833LC2	185271	2000	US TREASURY STRIP	03/28/2008	28,610.50	.000	02/15/2021	50,000.00	4.380	1111
912833LC2	185597	2000	US TREASURY STRIP	04/16/2008	29,111.00	.000	02/15/2021	50,000.00	4.260	1111
912833LC2	185616	2000	US TREASURY STRIP	04/16/2008	5,820.00	.000	02/15/2021	10,000.00	4.263	1111



Run Date: 2/5/2018 9:58:38 AM

Investments Outstanding As Of Date: 1/31/2018

INVENTORY BY MATURITY REPORT

CUSIP	Investment #	Fund	Issuer	Purchase Date	Current Book	Current Rate	Maturity Date	Current Par	YTM	Days to Maturity
912833LC2	185883	2000	US TREASURY STRIP	04/28/2008	13,968.00	.000	02/15/2021	25,000.00	4.600	1111
912833LC2	190597	2000	US TREASURY STRIP	02/27/2009	31,722.00	.000	02/15/2021	50,000.00	3.839	1111
912833LC2	190828	2000	US TREASURY STRIP	03/20/2009	31,565.00	.000	02/15/2021	50,000.00	3.900	1111
912833LC2	190954	2000	US TREASURY STRIP	03/30/2009	64,312.00	.000	02/15/2021	100,000.00	3.750	1111
912833LC2	191120	2000	US TREASURY STRIP	04/13/2009	3,300.00	.000	02/15/2021	5,000.00	3.540	1111
912833LC2	191207	2000	US TREASURY STRIP	04/16/2009	31,873.50	.000	02/15/2021	50,000.00	3.841	1111
912833LC2	191858	2000	US TREASURY STRIP	04/24/2009	32,170.00	.000	02/15/2021	50,000.00	3.768	1111
912833LC2	194855	2000	US TREASURY STRIP	02/08/2010	63,118.00	.000	02/15/2021	100,000.00	4.220	1111
912833LC2	195181	2000	US TREASURY STRIP	03/03/2010	31,812.50	.000	02/15/2021	50,000.00	4.170	1111
912833LC2	195388	2000	US TREASURY STRIP	03/12/2010	63,368.00	.000	02/15/2021	100,000.00	4.217	1111
912833LC2	195857	2000	US TREASURY STRIP	04/08/2010	31,662.00	.000	02/15/2021	50,000.00	4.253	1111
912833LC2	196882	2000	US TREASURY STRIP	04/30/2010	32,074.50	.000	02/15/2021	50,000.00	4.155	1111
912833LC2	203856	2000	US TREASURY STRIP	02/28/2011	34,580.50	.000	02/15/2021	50,000.00	3.735	1111
912833LC2	204503	2000	US TREASURY STRIP	04/12/2011	68,998.00	.000	02/15/2021	100,000.00	3.805	1111
912833LC2	205416	2000	US TREASURY STRIP	05/05/2011	70,839.00	.000	02/15/2021	100,000.00	3.556	1111
912833LC2	208699	2000	US TREASURY STRIP	02/16/2012	42,196.00	.000	02/15/2021	50,000.00	1.895	1111
912833LC2	208870	2000	US TREASURY STRIP	03/05/2012	84,535.00	.000	02/15/2021	100,000.00	1.886	1111
912833LC2	209009	2000	US TREASURY STRIP	03/19/2012	41,036.00	.000	02/15/2021	50,000.00	2.230	1111
912833LC2	209134	2000	US TREASURY STRIP	04/05/2012	41,463.00	.000	02/15/2021	50,000.00	2.124	1111
912833LC2	209926	2000	US TREASURY STRIP	04/30/2012	42,358.00	.000	02/15/2021	50,000.00	1.895	1111
912833LC2	213283	2000	US TREASURY STRIP	03/25/2013	44,158.00	.000	02/15/2021	50,000.00	1.580	1111
912833LC2	213358	2000	US TREASURY STRIP	03/28/2013	88,417.00	.000	02/15/2021	100,000.00	1.567	1111
912833LC2	213435	2000	US TREASURY STRIP	04/04/2013	44,537.00	.000	02/15/2021	50,000.00	1.476	1111
912833LC2	213502	2000	US TREASURY STRIP	04/12/2013	89,674.00	.000	02/15/2021	100,000.00	1.394	1111
912833LC2	214253	2000	US TREASURY STRIP	05/02/2013	90,189.00	.000	02/15/2021	100,000.00	1.330	1111
912833LC2	216908	2000	US TREASURY STRIP	03/21/2014	214,645.00	.000	02/15/2021	250,000.00	2.220	1111
912833LC2	220873	2000	US TREASURY STRIP	02/13/2015	36,047.60	.000	02/15/2021	40,000.00	1.740	1111
912833LC2	222347	2000	US TREASURY STRIP	04/30/2015	36,513.20	.000	02/15/2021	40,000.00	1.580	1111
880591EL2	225521	1010	TVA DEBENTURE	02/19/2016	16,757,550.00	3.875	02/15/2021	15,000,000.00	1.433	1111
912833LC2	225727	2000	USTREASURYSTRIP	03/17/2016	37,035.60	.000	02/15/2021	40,000.00	1.573	1111
912833LC2	225755	2000	USTREASURYSTRIP	03/17/2016	16,891.65	.000	02/15/2021	18,250.00	1.580	1111
912833LC2	229649	2000	S 0 02-15-21	02/24/2017	48,386.52	.000	02/15/2021	52,000.00	1.820	1111
912833LC2	230015	2000	S 0 02-15-21	03/24/2017	371,992.00	.000	02/15/2021	400,000.00	1.871	1111



Run Date: 2/5/2018 9:58:38 AM

Investments Outstanding As Of Date: 1/31/2018

INVENTORY BY MATURITY REPORT

CUSIP	Investment #	Fund	Issuer	Purchase Date	Current Book	Current Rate	Maturity Date	Current Par	YTM	Days to Maturity
912833LC2	230129	2000	S 0 02-15-21	03/30/2017	233,080.00	.000	02/15/2021	250,000.00	1.814	1111
912833LC2	230233	2000	S 0 02-15-21	04/06/2017	46,728.50	.000	02/15/2021	50,000.00	1.760	1111
912833LC2	230351	2000	S 0 02-15-21	04/17/2017	37,473.60	.000	02/15/2021	40,000.00	1.710	1111
912833LC2	230986	2000	S 0 02-15-21	04/28/2017	234,420.00	.000	02/15/2021	250,000.00	1.700	1111
3130A7CV5	225798	1010	FHLB DEBENTURE	03/18/2016	9,945,200.00	1.375	02/18/2021	10,000,000.00	1.491	1114
3130A7CV5	226542	1010	FHLB DEBENTURE 1.375 2-18-	04/25/2016	9,973,500.00	1.375	02/18/2021	10,000,000.00	1.432	1114
459200JF9	230171	1030	IBM 2 1-4 02-19-21	04/03/2017	5,026,250.00	2.250	02/19/2021	5,000,000.00	2.108	1115
037833BS8	228867	1030	AAPL 2 1-4 02-23-21	12/16/2016	10,006,900.00	2.250	02/23/2021	10,000,000.00	2.232	1119
3136G2YP6	225423	1010	FNMA DEBENTURE	02/26/2016	15,326,250.00	1.875	02/26/2021	15,000,000.00	1.423	1122
912828P87	226912	1020	US TREASURY NOTE 1.125 2-2	05/25/2016	14,813,671.88	1.125	02/28/2021	15,000,000.00	1.395	1124
912828P87	228850	1020	T 1 1-8 02-28-21	12/12/2016	14,619,140.63	1.125	02/28/2021	15,000,000.00	1.752	1124
30231GAV4	225840	1030	EXXON MOBIL CORPORATION	03/28/2016	5,066,000.00	2.222	03/01/2021	5,000,000.00	1.940	1125
478160BS2	226025	1030	JOHNSON & JOHNSO 1.650 3-	04/18/2016	1,502,329.44	1.650	03/01/2021	1,488,000.00	1.444	1125
30231GAV4	229912	1030	XOM 2.222 03-01-21	03/15/2017	4,975,000.00	2.222	03/01/2021	5,000,000.00	2.355	1125
313382K69	226556	1010	FHLB DEBENTURE 1.750 3-12-	04/27/2016	7,089,180.00	1.750	03/12/2021	7,000,000.00	1.478	1136
3134A4BT0	178680	2000	FHLMC STRIP	10/31/2006	1,565,318.96	.000	03/15/2021	3,286,000.00	5.227	1139
31364DNW2	128968	2000	FNMA STRIP	02/07/2000	918,760.00	.000	03/23/2021	4,000,000.00	7.087	1147
3133EFR82	226793	1010	FFCB DEBENTURE 1.850 3-23-	05/13/2016	10,050,000.00	1.850	03/23/2021	10,000,000.00	1.742	1147
3136G4AZ6	228043	1010	FNMA DEBENTURE 1.480 3-29	09/29/2016	10,000,000.00	1.480	03/29/2021	10,000,000.00	1.480	1153
3136G37H2	227991	1010	FNMA DEBENTURE 1.500 3-30	09/30/2016	10,000,000.00	1.500	03/30/2021	10,000,000.00	1.500	1154
912828Q37	225905	1020	US TREASURY NOTE	04/01/2016	14,995,312.50	1.250	03/31/2021	15,000,000.00	1.256	1155
912828Q37	226846	1020	US TREASURY NOTE 1.250 3-3	05/19/2016	9,960,937.50	1.250	03/31/2021	10,000,000.00	1.333	1155
912828Q37	228301	1020	US TREASURY NOTE 1.250 3-3	10/13/2016	14,961,914.06	1.250	03/31/2021	15,000,000.00	1.309	1155
46513CSU1	225998	1010	ISRAEL BOND	04/15/2016	7,500,000.00	2.690	04/01/2021	7,500,000.00	2.690	1156
46513CTU0	225999	1010	ISRAEL FLOATER	04/15/2016	7,500,000.00	2.788	04/01/2021	7,500,000.00	2.788	1156
3133EHC68	233845	1010	FFCB 1.88 04-05-21	10/05/2017	15,000,000.00	1.880	04/05/2021	15,000,000.00	1.880	1160
713448DX3	234880	1030	PEP 2 04-15-21	01/23/2018	8,312,302.80	2.000	04/15/2021	8,440,000.00	2.490	1170
3133EF4D6	226381	1010	FFCB DEBENTURE 1.620 4-20-	04/21/2016	12,487,500.00	1.620	04/20/2021	12,500,000.00	1.641	1175
912828Q78	226800	1020	US TREASURY NOTE 1.375 4-3	05/16/2016	15,089,062.50	1.375	04/30/2021	15,000,000.00	1.251	1185
912828Q78	234894	1020	T 1 3-8 04-30-21	01/23/2018	9,723,437.50	1.375	04/30/2021	10,000,000.00	2.257	1185
3133EGC78	228449	1010	FFCB DEBENTURE 1.490 5-03-	11/03/2016	9,987,500.00	1.490	05/03/2021	10,000,000.00	1.519	1188
3133EGC78	229056	1010	FFCB 1.49 05-03-21	01/05/2017	10,075,839.20	1.490	05/03/2021	10,280,000.00	1.971	1188
3133EGC78	233709	1010	FFCB 1.49 05-03-21	09/19/2017	4,952,500.00	1.490	05/03/2021	5,000,000.00	1.762	1188



Run Date: 2/5/2018 9:58:38 AM

Investments Outstanding As Of Date: 1/31/2018

INVENTORY BY MATURITY REPORT

CUSIP	Investment #	Fund	Issuer	Purchase Date	Current Book	Current Rate	Maturity Date	Current Par	YTM	Days to Maturity
037833AR1	228776	1030	AAPL 2.85 05-06-21	12/05/2016	3,171,018.30	2.850	05/06/2021	3,097,000.00	2.278	1191
3135G0K69	228799	1010	FNMA 1 1-4 05-06-21	12/05/2016	9,762,300.00	1.250	05/06/2021	10,000,000.00	1.812	1191
31358C7V2	178652	2000	FNMA STRIP	10/27/2006	2,283,419.60	.000	05/15/2021	4,895,000.00	5.309	1200
912833LDO	181167	2000	US TREASURY STRIP	05/31/2007	24,490.50	.000	05/15/2021	50,000.00	5.180	1200
912833LDO	181415	2000	US TREASURY STRIP	06/26/2007	23,777.50	.000	05/15/2021	50,000.00	5.425	1200
912833LDO	181556	2000	US TREASURY STRIP	07/06/2007	24,218.50	.000	05/15/2021	50,000.00	5.300	1200
912833LDO	181862	2000	US TREASURY STRIP	07/30/2007	49,258.00	.000	05/15/2021	100,000.00	5.200	1200
912833LDO	182552	2000	US TREASURY STRIP	09/25/2007	50,030.00	.000	05/15/2021	100,000.00	5.143	1200
912833LDO	186334	2010	US TREASURY STRIP	05/22/2008	4,162,709.74	.000	05/15/2021	7,538,000.00	4.627	1200
912833LDO	186420	2000	US TREASURY STRIP	05/27/2008	27,829.00	.000	05/15/2021	50,000.00	4.570	1200
912833LDO	186665	2000	US TREASURY STRIP	06/09/2008	13,735.75	.000	05/15/2021	25,000.00	4.685	1200
912833LDO	187228	2000	US TREASURY STRIP	07/11/2008	5,596.70	.000	05/15/2021	10,000.00	4.570	1200
912833LDO	192216	2000	US TREASURY STRIP	05/13/2009	90,420.00	.000	05/15/2021	150,000.00	4.261	1200
912833LDO	193235	2000	US TREASURY STRIP	08/18/2009	29,674.86	.000	05/15/2021	50,000.00	4.493	1200
912833LDO	197100	2000	US TREASURY STRIP	05/11/2010	196,327.15	.000	05/15/2021	306,000.00	4.071	1200
912833LDO	197195	2000	US TREASURY STRIP	05/14/2010	16,078.75	.000	05/15/2021	25,000.00	4.052	1200
912833LDO	198375	2000	US TREASURY STRIP	06/30/2010	34,237.00	.000	05/15/2021	50,000.00	3.513	1200
912833LDO	198701	2000	US TREASURY STRIP	07/13/2010	68,000.00	.000	05/15/2021	100,000.00	3.590	1200
912833LDO	205475	2000	US TREASURY STRIP	05/09/2011	70,191.00	.000	05/15/2021	100,000.00	3.565	1200
912833LDO	206120	2000	US TREASURY STRIP	06/13/2011	72,981.00	.000	05/15/2021	100,000.00	3.200	1200
912833LDO	206334	2000	US TREASURY STRIP	06/23/2011	36,345.00	.000	05/15/2021	50,000.00	3.250	1200
912833LDO	206372	2000	US TREASURY STRIP	06/27/2011	36,334.50	.000	05/15/2021	50,000.00	3.257	1200
912833LDO	210179	2000	US TREASURY STRIP	05/16/2012	42,577.50	.000	05/15/2021	50,000.00	1.794	1200
912833LDO	210394	2000	US TREASURY STRIP	06/06/2012	44,089.50	.000	05/15/2021	50,000.00	1.412	1200
912833LDO	210600	2000	US TREASURY STRIP	06/25/2012	43,385.50	.000	05/15/2021	50,000.00	1.603	1200
912833LDO	214704	2000	US TREASURY STRIP	06/17/2013	43,053.00	.000	05/15/2021	50,000.00	1.900	1200
912833LDO	218183	2000	US TREASURY STRIP	06/26/2014	42,831.50	.000	05/15/2021	50,000.00	2.260	1200
912833LDO	218209	2000	US TREASURY STRIP	06/27/2014	42,770.00	.000	05/15/2021	50,000.00	2.282	1200
912833LDO	218579	2000	US TREASURY STRIP	07/31/2014	43,111.00	.000	05/15/2021	50,000.00	2.195	1200
912833LDO	222623	2000	US TREASURY STRIP	05/21/2015	223,615.00	.000	05/15/2021	250,000.00	1.873	1200
912833LDO	226886	2000	US TREASURY STRI ZERO-% 5	05/26/2016	111,685.20	.000	05/15/2021	120,000.00	1.450	1200
912833LDO	227313	2000	US TREASURY STRI ZERO-% 5	07/15/2016	47,474.50	.000	05/15/2021	50,000.00	1.075	1200
912833LDO	227497	2000	US TREASURY STRI ZERO-% 5	07/29/2016	37,859.60	.000	05/15/2021	40,000.00	1.150	1200



Run Date: 2/5/2018 9:58:38 AM

Investments Outstanding As Of Date: 1/31/2018

INVENTORY BY MATURITY REPORT

CUSIP	Investment #	Fund	Issuer	Purchase Date	Current Book	Current Rate	Maturity Date	Current Par	YTM	Days to Maturity
912833LD0	227668	2000	US TREASURY STRI ZERO-% 5	08/12/2016	94,623.00	.000	05/15/2021	100,000.00	1.165	1200
912833LD0	231303	2000	S 0 05-15-21	05/11/2017	37,187.60	.000	05/15/2021	40,000.00	1.826	1200
912833LD0	231585	2000	S 0 05-15-21	06/02/2017	37,412.00	.000	05/15/2021	40,000.00	1.700	1200
166764BG4	229491	1030	CVX 2.1 05-16-21	02/09/2017	12,151,448.20	2.100	05/16/2021	12,245,000.00	2.288	1201
3133EGAH8	229188	1010	FFCB 1.55 05-17-21	01/18/2017	9,875,000.00	1.550	05/17/2021	10,000,000.00	1.852	1202
3130A9X48	228462	1010	FHLB MULTI STEP 2.000 5-18-	11/18/2016	14,996,250.00	1.000	05/18/2021	15,000,000.00	1.006	1203
458140AW0	226807	1030	INTEL CORP 1.700 5-19-21	05/19/2016	9,988,500.00	1.700	05/19/2021	10,000,000.00	1.724	1204
91159HHA1	230386	1030	USB 4 1-8 05-24-21 MTN	04/19/2017	10,746,700.00	4.125	05/24/2021	10,000,000.00	2.208	1209
912828R77	227129	1020	US TREASURY NOTE 1.375 5-3	06/24/2016	15,112,500.00	1.375	05/31/2021	15,000,000.00	1.218	1216
912828R77	229027	1020	T 1 3-8 05-31-21	12/30/2016	14,671,875.00	1.375	05/31/2021	15,000,000.00	1.893	1216
912828S27	227261	1020	US TREASURY NOTE 1.125 6-3	07/08/2016	15,123,046.88	1.125	06/30/2021	15,000,000.00	.956	1246
912828S27	228259	1020	US TREASURY NOTE 1.125 6-3	10/11/2016	14,886,328.13	1.125	06/30/2021	15,000,000.00	1.291	1246
912828S27	233562	1020	T 1 1-8 06-30-21	09/01/2017	14,748,046.88	1.125	06/30/2021	15,000,000.00	1.579	1246
02665WBF7	227542	1030	AMERICAN HONDA F 1.650 7-	08/01/2016	8,493,051.75	1.650	07/12/2021	8,475,000.00	1.605	1258
3136G3D93	227329	1010	FNMA MULTI STEP .625 7-20-	07/20/2016	15,000,000.00	1.600	07/20/2021	15,000,000.00	1.600	1266
3136G3D77	227330	1010	FNMA MULTI STEP 1.625 7-20	07/20/2016	15,000,000.00	1.625	07/20/2021	15,000,000.00	1.625	1266
949746SA0	227443	1030	WELLS FARGO & CO 2.100 7-2	07/26/2016	5,005,000.00	2.100	07/26/2021	5,000,000.00	2.079	1272
3136G3XZ3	227239	1010	FNMA DEBENTURE 1.500 7-28	07/28/2016	15,000,000.00	1.500	07/28/2021	15,000,000.00	1.500	1274
912828S76	227654	1020	US TREASURY NOTE 1.125 7-3	08/09/2016	14,995,898.44	1.125	07/31/2021	15,000,000.00	1.131	1277
912828S76	229079	1020	T 1 1-8 07-31-21	01/09/2017	19,359,375.00	1.125	07/31/2021	20,000,000.00	1.861	1277
594918BP8	227710	1030	MICROSOFT CORP 1.550 8-08-	08/16/2016	10,022,000.00	1.550	08/08/2021	10,000,000.00	1.504	1285
3134G94E4	227529	1010	FHLMC DEBENTURE 1.500 8-1	08/10/2016	10,000,000.00	1.500	08/10/2021	10,000,000.00	1.500	1287
912833LE8	178333	2000	US TREASURY STRIP	10/04/2006	24,277.50	.000	08/15/2021	50,000.00	4.920	1292
912833LE8	178587	2000	US TREASURY STRIP	10/26/2006	65,704.56	.000	08/15/2021	138,000.00	5.076	1292
912833LE8	178997	2000	US TREASURY STRIP	11/28/2006	24,808.50	.000	08/15/2021	50,000.00	4.820	1292
912833LE8	182221	2000	US TREASURY STRIP	08/28/2007	49,631.00	.000	08/15/2021	100,000.00	5.080	1292
912833LE8	182757	2000	US TREASURY STRIP	10/05/2007	50,705.00	.000	08/15/2021	100,000.00	4.960	1292
912833LE8	188068	2000	US TREASURY STRIP	09/15/2008	29,050.00	.000	08/15/2021	50,000.00	4.249	1292
912833LE8	188163	2010	US TREASURY STRIP	09/22/2008	339,684.48	.000	08/15/2021	576,000.00	4.137	1292
912833LE8	193254	2000	US TREASURY STRIP	08/18/2009	58,879.25	.000	08/15/2021	100,000.00	4.466	1292
912833LE8	199561	2000	US TREASURY STRIP	08/13/2010	34,594.00	.000	08/15/2021	50,000.00	3.375	1292
912833LE8	200624	2000	US TREASURY STRIP	09/24/2010	71,034.00	.000	08/15/2021	100,000.00	3.165	1292
912833LE8	207491	2000	US TREASURY STRIP	09/23/2011	40,528.50	.000	08/15/2021	50,000.00	2.134	1292



Run Date: 2/5/2018 9:58:38 AM

Investments Outstanding As Of Date: 1/31/2018

INVENTORY BY MATURITY REPORT

CUSIP	Investment #	Fund	Issuer	Purchase Date	Current Book	Current Rate	Maturity Date	Current Par	YTM	Days to Maturity
912833LE8	207861	2000	US TREASURY STRIP	10/31/2011	79,323.00	.000	08/15/2021	100,000.00	2.380	1292
912833LE8	207914	2000	US TREASURY STRIP	11/03/2011	39,611.50	.000	08/15/2021	50,000.00	2.395	1292
912833LE8	211240	2000	US TREASURY STRIP	08/17/2012	43,207.00	.000	08/15/2021	50,000.00	1.630	1292
912833LE8	211300	2000	US TREASURY STRIP	08/22/2012	85,578.00	.000	08/15/2021	100,000.00	1.742	1292
912833LE8	215295	2000	US TREASURY STRIP	08/16/2013	41,120.00	.000	08/15/2021	50,000.00	2.460	1292
912833LE8	215618	2000	US TREASURY STRIP	09/26/2013	41,365.50	.000	08/15/2021	50,000.00	2.419	1292
912833LE8	215882	2000	US TREASURY STRIP	11/01/2013	84,203.00	.000	08/15/2021	100,000.00	2.220	1292
912833LE8	218837	2000	US TREASURY STRIP	08/28/2014	344,292.00	.000	08/15/2021	400,000.00	2.165	1292
912833LE8	219029	2000	US TREASURY STRIP	09/18/2014	85,300.00	.000	08/15/2021	100,000.00	2.315	1292
912833LE8	219289	2000	US TREASURY STRIP	10/17/2014	35,012.00	.000	08/15/2021	40,000.00	1.960	1292
912833LE8	224321	2000	USTREASURYSTRI	10/08/2015	90,856.00	.000	08/15/2021	100,000.00	1.645	1292
912833LE8	224483	2000	USTREASURYSTRI	10/22/2015	90,730.00	.000	08/15/2021	100,000.00	1.680	1292
912833LE8	224552	2000	USTREASURYSTRI	10/29/2015	36,226.00	.000	08/15/2021	40,000.00	1.717	1292
912833LE8	228089	2000	US TREASURY STRI ZERO-% 8	09/23/2016	47,019.00	.000	08/15/2021	50,000.00	1.260	1292
912833LE8	228285	2000	US TREASURY STRI ZERO-% 8	10/14/2016	234,192.50	.000	08/15/2021	250,000.00	1.355	1292
46623EKG3	228712	1030	JP MORGAN CHASE & CO	11/28/2016	7,971,163.20	2.295	08/15/2021	8,085,000.00	2.614	1292
912833LE8	234128	2000	S 0 08-15-21	10/26/2017	37,293.60	.000	08/15/2021	40,000.00	1.850	1292
912833LE8	234152	2000	S 0 08-15-21	10/26/2017	46,634.50	.000	08/15/2021	50,000.00	1.840	1292
912833LE8	234187	2000	S 0 08-15-21	10/27/2017	23,309.75	.000	08/15/2021	25,000.00	1.850	1292
3134GACC6	227687	1010	FHLMC MULTI STEP .600 8-23-	08/23/2016	15,000,000.00	1.770	08/23/2021	15,000,000.00	1.770	1300
3130A9B34	227877	1010	FHLB MULTI STEP .750 8-24-2	09/08/2016	15,000,000.00	1.620	08/24/2021	15,000,000.00	1.620	1301
9128282F6	227998	1020	US TREASURY NOTE 1.125 8-3	09/13/2016	14,932,031.25	1.125	08/31/2021	15,000,000.00	1.219	1308
9128282F6	233563	1020	T 1 1-8 08-31-21	09/01/2017	14,724,609.38	1.125	08/31/2021	15,000,000.00	1.601	1308
191216BY5	227911	1030	COCA COLA COMPAN 1.550 9-	09/02/2016	5,005,500.00	1.550	09/01/2021	5,000,000.00	1.527	1309
02665WBG5	227974	1030	AMERICAN HONDA F 1.700 9-	09/12/2016	10,001,400.00	1.700	09/09/2021	10,000,000.00	1.697	1317
3130ACF33	234123	1010	FHLB 1 7-8 09-13-21	10/24/2017	9,946,000.00	1.875	09/13/2021	10,000,000.00	2.020	1321
3134A4BU7	178679	2000	FHLMC STRIP	10/31/2006	3,050,379.20	.000	09/15/2021	6,590,000.00	5.247	1323
3134A4BU7	178682	2000	FHLMC STRIP	10/31/2006	192,822.21	.000	09/15/2021	421,000.00	5.320	1323
88579YAU5	228041	1030	3 M CO 1.625 9-19-21	09/20/2016	7,035,700.00	1.625	09/19/2021	7,000,000.00	1.519	1327
3130A9H61	228005	1010	FHLB MULTI STEP 2.000 9-29-	09/29/2016	15,000,000.00	2.000	09/29/2021	15,000,000.00	2.000	1337
912828T34	228217	1020	US TREASURY NOTE 1.125 9-3	10/05/2016	14,950,781.25	1.125	09/30/2021	15,000,000.00	1.193	1338
912828T34	228247	1020	US TREASURY NOTE 1.125 9-3	10/07/2016	9,933,593.75	1.125	09/30/2021	10,000,000.00	1.263	1338
458140AJ9	228372	1030	INTEL CORP 3.300 10-01-21	10/24/2016	5,681,004.16	3.300	10/01/2021	5,288,000.00	1.723	1339



Run Date: 2/5/2018 9:58:38 AM

Investments Outstanding As Of Date: 1/31/2018

INVENTORY BY MATURITY REPORT

CUSIP	Investment #	Fund	Issuer	Purchase Date	Current Book	Current Rate	Maturity Date	Current Par	YTM	Days to Maturity
3133EHQM8	233458	1010	FFCB 1.95 10-05-21	08/23/2017	10,000,000.00	1.950	10/05/2021	10,000,000.00	1.950	1343
713448DL9	228221	1030	PEPSICO INC 1.700 10-06-21	10/07/2016	9,992,400.00	1.700	10/06/2021	10,000,000.00	1.716	1344
713448DL9	229858	1030	PEP 1.7 10-06-21	03/10/2017	6,796,230.00	1.700	10/06/2021	7,000,000.00	2.375	1344
3135GOQ89	228353	1010	FNMA DEBENTURE 1.375 10-0	10/19/2016	9,979,000.00	1.375	10/07/2021	10,000,000.00	1.419	1345
3135GOQ89	228730	1010	FNMA DEBENTURE	11/25/2016	4,869,375.00	1.375	10/07/2021	5,000,000.00	1.940	1345
3134GBQ70	233959	1010	FHLMC 2 10-12-21 0000	10/12/2017	4,998,600.00	2.000	10/12/2021	5,000,000.00	2.007	1350
36962G5J9	231787	1030	GE 4.65 10-17-21 MTN	06/23/2017	11,069,500.00	4.650	10/17/2021	10,000,000.00	2.048	1355
3130ACLN2	233941	1010	FHLB 2 10-26-21 0002	10/26/2017	5,000,000.00	2.000	10/26/2021	5,000,000.00	2.000	1364
912828T67	228446	1020	US TREASURY NOTE 1.250 10-	10/31/2016	9,967,968.75	1.250	10/31/2021	10,000,000.00	1.316	1369
912828T67	228604	1020	US TREASURY NOTE 1.250 10-	11/10/2016	9,888,671.88	1.250	10/31/2021	10,000,000.00	1.483	1369
912828T67	228898	1020	T 1 1-4 10-31-21	12/19/2016	9,622,656.25	1.250	10/31/2021	10,000,000.00	2.069	1369
459200HA2	231391	1030	IBM 2.9 11-01-21	05/18/2017	5,146,600.00	2.900	11/01/2021	5,000,000.00	2.205	1370
3133EHN58	234246	1010	FFCB 2.14 11-01-21	11/01/2017	5,000,000.00	2.140	11/01/2021	5,000,000.00	2.140	1370
742718EQ8	228540	1030	PROCTER & GAMBLE 1.700 11	11/08/2016	5,015,250.00	1.700	11/03/2021	5,000,000.00	1.636	1372
742718EQ8	228769	1030	PG 1.7 11-03-21	12/02/2016	1,509,939.20	1.700	11/03/2021	1,532,000.00	2.009	1372
3134GBJV5	231215	1010	FHLMC 1 1-4 11-10-21	05/10/2017	4,996,000.00	1.250	11/10/2021	5,000,000.00	1.268	1379
912833LF5	179295	2000	US TREASURY STRIP	12/18/2006	122,757.50	.000	11/15/2021	250,000.00	4.828	1384
912833LF5	179701	2000	US TREASURY STRIP	01/31/2007	70,956.00	.000	11/15/2021	150,000.00	5.127	1384
912833LF5	183731	2000	US TREASURY STRIP	12/05/2007	26,815.00	.000	11/15/2021	50,000.00	4.518	1384
912833LF5	183938	2000	US TREASURY STRIP	12/19/2007	51,285.00	.000	11/15/2021	100,000.00	4.860	1384
912833LF5	184228	2000	US TREASURY STRIP	01/10/2008	80,970.00	.000	11/15/2021	150,000.00	4.503	1384
912833LF5	189215	2000	US TREASURY STRIP	11/21/2008	54,777.00	.000	11/15/2021	100,000.00	4.690	1384
912833LF5	189261	2000	US TREASURY STRIP	11/21/2008	2,900.00	.000	11/15/2021	5,000.00	4.240	1384
912833LF5	189960	2000	US TREASURY STRIP	01/12/2009	156,332.50	.000	11/15/2021	250,000.00	3.690	1384
912833LF5	190248	2000	US TREASURY STRIP	02/04/2009	59,801.00	.000	11/15/2021	100,000.00	4.065	1384
912833LF5	194194	2000	US TREASURY STRIP	11/24/2009	61,591.00	.000	11/15/2021	100,000.00	4.088	1384
912833LF5	194727	2000	US TREASURY STRIP	01/28/2010	30,544.50	.000	11/15/2021	50,000.00	4.222	1384
912833LF5	201933	2000	US TREASURY STRIP	11/17/2010	35,344.50	.000	11/15/2021	50,000.00	3.180	1384
912833LF5	202148	2000	US TREASURY STRIP	11/24/2010	34,551.00	.000	11/15/2021	50,000.00	3.396	1384
912833LF5	203388	2000	US TREASURY STRIP	01/31/2011	66,261.00	.000	11/15/2021	100,000.00	3.852	1384
912833LF5	212190	2000	US TREASURY STRIP	11/30/2012	130,705.50	.000	11/15/2021	150,000.00	1.543	1384
912833LF5	212320	2000	US TREASURY STRIP	12/13/2012	306,099.50	.000	11/15/2021	350,000.00	1.508	1384
912833LF5	212649	2000	US TREASURY STRIP	01/17/2013	42,963.00	.000	11/15/2021	50,000.00	1.726	1384



Run Date: 2/5/2018 9:58:38 AM

Investments Outstanding As Of Date: 1/31/2018

INVENTORY BY MATURITY REPORT

CUSIP	Investment #	Fund	Issuer	Purchase Date	Current Book	Current Rate	Maturity Date	Current Par	YTM	Days to Maturity
912833LF5	216069	2000	US TREASURY STRIP	11/21/2013	41,378.00	.000	11/15/2021	50,000.00	2.385	1384
912833LF5	216414	2000	US TREASURY STRIP	01/09/2014	80,998.00	.000	11/15/2021	100,000.00	2.703	1384
912833LF5	219691	2000	US TREASURY STRIP	11/20/2014	215,610.00	.000	11/15/2021	250,000.00	2.130	1384
912833LF5	220244	2000	US TREASURY STRIP	01/09/2015	44,316.00	.000	11/15/2021	50,000.00	1.770	1384
912833LF5	220346	2000	US TREASURY STRIP	01/20/2015	89,074.00	.000	11/15/2021	100,000.00	1.704	1384
912833LF5	220432	2000	US TREASURY STRIP	01/26/2015	89,728.00	.000	11/15/2021	100,000.00	1.600	1384
912833LF5	220453	2000	US TREASURY STRIP	01/26/2015	44,760.00	.000	11/15/2021	50,000.00	1.634	1384
912833LF5	220472	2000	US TREASURY STRIP	01/26/2015	35,842.80	.000	11/15/2021	40,000.00	1.620	1384
912833LF5	220501	2000	US TREASURY STRIP	01/27/2015	223,725.00	.000	11/15/2021	250,000.00	1.640	1384
912833LF5	220605	2000	US TREASURY STRIP	01/29/2015	222,852.50	.000	11/15/2021	250,000.00	1.699	1384
912833LF5	225020	2000	USTREASURYSTRI	12/24/2015	222,765.00	.000	11/15/2021	250,000.00	1.967	1384
912833LF5	225341	2000	USTREASURYSTRI	02/04/2016	91,102.00	.000	11/15/2021	100,000.00	1.620	1384
912833LF5	228570	2000	US TREASURY STRI ZERO-% 1	11/14/2016	16,781.58	.000	11/15/2021	18,000.00	1.406	1384
912833LF5	229105	2000	S 0 11-15-21	01/12/2017	18,194.00	.000	11/15/2021	20,000.00	1.965	1384
912833LF5	229107	2000	S 0 11-15-21	01/12/2017	18,194.00	.000	11/15/2021	20,000.00	1.965	1384
912833LF5	229270	2000	S 0 11-15-21	01/26/2017	227,652.50	.000	11/15/2021	250,000.00	1.960	1384
912833LF5	229396	2000	S 0 11-15-21	02/02/2017	36,386.40	.000	11/15/2021	40,000.00	1.990	1384
912833LF5	234356	2000	S 0 11-15-21	11/16/2017	92,573.00	.000	11/15/2021	100,000.00	1.940	1384
912833LF5	234929	2000	S 0 11-15-21	01/25/2018	36,612.40	.000	11/15/2021	40,000.00	2.340	1384
3130A9Y21	228535	1010	FHLB MULTI STEP COUPON B	11/30/2016	10,000,000.00	1.500	11/26/2021	10,000,000.00	1.500	1395
3130AABG2	228783	1010	FHLB 1 7-8 11-29-21	12/02/2016	4,967,300.00	1.875	11/29/2021	5,000,000.00	2.013	1398
912828U65	228720	1020	US TREASURY NOTE	11/30/2016	9,977,734.38	1.750	11/30/2021	10,000,000.00	1.797	1399
912828U65	228782	1020	T 1 3-4 11-30-21	12/02/2016	9,935,937.50	1.750	11/30/2021	10,000,000.00	1.885	1399
912828U65	233867	1020	T 1 3-4 11-30-21	10/03/2017	14,945,507.81	1.750	11/30/2021	15,000,000.00	1.841	1399
3133EHXM0	233586	1010	FFCB 1.93 12-06-21	09/06/2017	10,000,000.00	1.930	12/06/2021	10,000,000.00	1.930	1405
69353REY0	229228	1030	PNC 2.55 12-09-21 BKNT	01/24/2017	9,941,700.00	2.550	12/09/2021	10,000,000.00	2.678	1408
3130ACW59	234465	1010	FHLB 2.2 12-15-21	12/15/2017	10,000,000.00	2.200	12/15/2021	10,000,000.00	2.200	1414
3130AACT3	231392	1010	FHLB 1 1-2 12-28-21 0003	05/16/2017	5,000,000.00	1.500	12/28/2021	5,000,000.00	1.500	1427
3130AAET1	231687	1010	FHLB 2.05 12-29-21	06/13/2017	8,400,000.00	2.050	12/29/2021	8,400,000.00	2.050	1428
3134GBK68	233687	1010	FHLMC 2 12-29-21 0004	09/29/2017	10,000,000.00	2.000	12/29/2021	10,000,000.00	2.000	1428
912828U81	229026	1020	T 2 12-31-21	01/03/2017	10,011,718.75	2.000	12/31/2021	10,000,000.00	1.975	1430
912828U81	233008	1020	T 2 12-31-21	07/05/2017	15,080,859.38	2.000	12/31/2021	15,000,000.00	1.874	1430
31359YCK1	173956	2000	FNMA STRIP	12/13/2005	138,142.38	.000	01/15/2022	318,000.00	5.250	1445



Run Date: 2/5/2018 9:58:38 AM

Investments Outstanding As Of Date: 1/31/2018

INVENTORY BY MATURITY REPORT

CUSIP	Investment #	Fund	Issuer	Purchase Date	Current Book	Current Rate	Maturity Date	Current Par	YTM	Days to Maturity
3134A4MY7	178666	2000	FHLMC STRIP	10/30/2006	2,561,364.96	.000	01/15/2022	5,619,000.00	5.233	1445
91159HHP8	229284	1030	USB 2 5-8 01-24-22	01/26/2017	5,027,150.00	2.625	01/24/2022	5,000,000.00	2.509	1454
91159HHP8	229865	1030	USB 2 5-8 01-24-22	03/13/2017	4,984,300.00	2.625	01/24/2022	5,000,000.00	2.694	1454
3133EHGM9	230953	1010	FFCB 2.05 01-24-22	04/25/2017	6,793,948.00	2.050	01/24/2022	6,800,000.00	2.070	1454
459200JQ5	229351	1030	IBM 2 1-2 01-27-22	01/31/2017	9,995,300.00	2.500	01/27/2022	10,000,000.00	2.510	1457
912828H86	229805	1020	T 1 1-2 01-31-22	03/06/2017	9,740,625.00	1.500	01/31/2022	10,000,000.00	2.058	1461
084670BF4	230356	1030	BRK 3.4 01-31-22	04/17/2017	5,487,336.32	3.400	01/31/2022	5,216,000.00	2.247	1461
912828V72	233023	1020	T 1 7-8 01-31-22	07/06/2017	14,996,484.38	1.875	01/31/2022	15,000,000.00	1.880	1461
037833CM0	229502	1030	AAPL 2 1-2 02-09-22	02/10/2017	15,071,400.00	2.500	02/09/2022	15,000,000.00	2.398	1470
3130ABVN3	233153	1010	FHLB 2 02-09-22	08/09/2017	15,000,000.00	2.000	02/09/2022	15,000,000.00	2.000	1470
3133EHJF1	231881	1010	FFCB 2.14 02-11-22	06/28/2017	9,800,000.00	2.140	02/11/2022	9,800,000.00	2.140	1472
912833LG3	180369	2000	US TREASURY STRIP	04/03/2007	24,060.00	.000	02/15/2022	50,000.00	4.980	1476
912833LG3	180521	2000	US TREASURY STRIP	04/12/2007	47,349.00	.000	02/15/2022	100,000.00	5.100	1476
912833LG3	180737	2000	US TREASURY STRIP	04/30/2007	48,332.00	.000	02/15/2022	100,000.00	4.975	1476
912833LG3	184839	2000	US TREASURY STRIP	02/28/2008	5,212.86	.000	02/15/2022	10,000.00	4.720	1476
912833LG3	185229	2000	US TREASURY STRIP	03/27/2008	5,465.00	.000	02/15/2022	10,000.00	4.399	1476
912833LG3	185272	2000	US TREASURY STRIP	03/28/2008	27,138.00	.000	02/15/2022	50,000.00	4.450	1476
912833LG3	185598	2000	US TREASURY STRIP	04/16/2008	27,571.00	.000	02/15/2022	50,000.00	4.350	1476
912833LG3	185617	2000	US TREASURY STRIP	04/16/2008	5,510.00	.000	02/15/2022	10,000.00	4.356	1476
912833LG3	185884	2000	US TREASURY STRIP	04/28/2008	13,221.50	.000	02/15/2022	25,000.00	4.670	1476
912833LG3	190598	2000	US TREASURY STRIP	02/27/2009	30,269.00	.000	02/15/2022	50,000.00	3.908	1476
912833LG3	190829	2000	US TREASURY STRIP	03/20/2009	30,215.50	.000	02/15/2022	50,000.00	3.940	1476
912833LG3	190955	2000	US TREASURY STRIP	03/30/2009	61,343.00	.000	02/15/2022	100,000.00	3.830	1476
912833LG3	191121	2000	US TREASURY STRIP	04/13/2009	3,150.00	.000	02/15/2022	5,000.00	3.630	1476
912833LG3	191209	2000	US TREASURY STRIP	04/16/2009	30,285.00	.000	02/15/2022	50,000.00	3.945	1476
912833LG3	191859	2000	US TREASURY STRIP	04/24/2009	30,550.00	.000	02/15/2022	50,000.00	3.882	1476
912833LG3	194856	2000	US TREASURY STRIP	02/08/2010	59,477.00	.000	02/15/2022	100,000.00	4.370	1476
912833LG3	195182	2000	US TREASURY STRIP	03/03/2010	29,884.50	.000	02/15/2022	50,000.00	4.352	1476
912833LG3	195389	2000	US TREASURY STRIP	03/12/2010	59,529.00	.000	02/15/2022	100,000.00	4.395	1476
912833LG3	195858	2000	US TREASURY STRIP	04/08/2010	29,343.00	.000	02/15/2022	50,000.00	4.546	1476
912833LG3	196883	2000	US TREASURY STRIP	04/30/2010	30,279.50	.000	02/15/2022	50,000.00	4.298	1476
912833LG3	203857	2000	US TREASURY STRIP	02/28/2011	32,524.00	.000	02/15/2022	50,000.00	3.961	1476
912833LG3	204504	2000	US TREASURY STRIP	04/12/2011	64,668.00	.000	02/15/2022	100,000.00	4.060	1476



Run Date: 2/5/2018 9:58:38 AM

Investments Outstanding As Of Date: 1/31/2018

INVENTORY BY MATURITY REPORT

CUSIP	Investment #	Fund	Issuer	Purchase Date	Current Book	Current Rate	Maturity Date	Current Par	YTM	Days to Maturity
912833LG3	205417	2000	US TREASURY STRIP	05/05/2011	66,786.00	.000	02/15/2022	100,000.00	3.779	1476
912833LG3	208700	2000	US TREASURY STRIP	02/16/2012	40,576.00	.000	02/15/2022	50,000.00	2.100	1476
912833LG3	208871	2000	US TREASURY STRIP	03/05/2012	81,320.00	.000	02/15/2022	100,000.00	2.089	1476
912833LG3	209010	2000	US TREASURY STRIP	03/19/2012	39,357.00	.000	02/15/2022	50,000.00	2.430	1476
912833LG3	209135	2000	US TREASURY STRIP	04/05/2012	39,816.50	.000	02/15/2022	50,000.00	2.323	1476
912833LG3	209927	2000	US TREASURY STRIP	04/30/2012	40,591.00	.000	02/15/2022	50,000.00	2.140	1476
912833LG3	213284	2000	US TREASURY STRIP	03/25/2013	42,445.50	.000	02/15/2022	50,000.00	1.850	1476
912833LG3	213359	2000	US TREASURY STRIP	03/28/2013	85,091.00	.000	02/15/2022	100,000.00	1.825	1476
912833LG3	213436	2000	US TREASURY STRIP	04/04/2013	42,901.50	.000	02/15/2022	50,000.00	1.734	1476
912833LG3	213503	2000	US TREASURY STRIP	04/12/2013	86,609.00	.000	02/15/2022	100,000.00	1.632	1476
912833LG3	214254	2000	US TREASURY STRIP	05/02/2013	87,156.00	.000	02/15/2022	100,000.00	1.570	1476
912833LG3	216909	2000	US TREASURY STRIP	03/21/2014	205,575.00	.000	02/15/2022	250,000.00	2.490	1476
912833LG3	220874	2000	US TREASURY STRIP	02/13/2015	35,134.40	.000	02/15/2022	40,000.00	1.860	1476
912833LG3	222348	2000	US TREASURY STRIP	04/30/2015	35,533.60	.000	02/15/2022	40,000.00	1.750	1476
912833LG3	225730	2000	USTREASURYSTRIP	03/17/2016	36,140.00	.000	02/15/2022	40,000.00	1.723	1476
912833LG3	225757	2000	USTREASURYSTRIP	03/17/2016	16,491.79	.000	02/15/2022	18,250.00	1.720	1476
912833LG3	229650	2000	S 0 02-15-22	02/24/2017	46,982.52	.000	02/15/2022	52,000.00	2.050	1476
912833LG3	230016	2000	S 0 02-15-22	03/24/2017	361,420.00	.000	02/15/2022	400,000.00	2.082	1476
912833LG3	230130	2000	S 0 02-15-22	03/30/2017	226,605.00	.000	02/15/2022	250,000.00	2.023	1476
912833LG3	230235	2000	S 0 02-15-22	04/06/2017	45,476.50	.000	02/15/2022	50,000.00	1.960	1476
912833LG3	230352	2000	S 0 02-15-22	04/17/2017	36,463.60	.000	02/15/2022	40,000.00	1.925	1476
912833LG3	230987	2000	S 0 02-15-22	04/28/2017	228,192.50	.000	02/15/2022	250,000.00	1.910	1476
3130ABVW3	233278	1010	FHLB 2 02-16-22	08/16/2017	7,020,000.00	2.000	02/16/2022	7,020,000.00	2.000	1477
3130AAUY2	229673	1010	FHLB 1 1-4 02-28-22	02/28/2017	10,000,000.00	1.250	02/28/2022	10,000,000.00	1.250	1489
912828J43	229757	1020	T 1 3-4 02-28-22	03/02/2017	9,872,330.00	1.750	02/28/2022	10,000,000.00	2.020	1489
3134GBD74	233523	1010	FHLMC 2 02-28-22 0005	08/29/2017	7,000,000.00	2.000	02/28/2022	7,000,000.00	2.000	1489
3136G4LR2	233568	1010	FNMA 2.06 02-28-22	09/01/2017	10,035,100.00	2.060	02/28/2022	10,000,000.00	1.978	1489
478160CD4	229772	1030	JNJ 2 1-4 03-03-22	03/06/2017	9,974,600.00	2.250	03/03/2022	10,000,000.00	2.304	1492
3133EHYQ0	233615	1010	FFCB 1.95 03-14-22	09/14/2017	10,000,000.00	1.950	03/14/2022	10,000,000.00	1.950	1503
3133EHYQ0	234696	1010	FFCB 1.95 03-14-22	12/29/2017	4,931,250.00	1.950	03/14/2022	5,000,000.00	2.294	1503
3134A4BV5	178685	2000	FHLMC STRIP	10/31/2006	2,080,702.26	.000	03/15/2022	4,602,000.00	5.231	1504
3134GBJ45	233700	1010	FHLMC 2 03-29-22 0003	09/29/2017	9,998,000.00	2.000	03/29/2022	10,000,000.00	2.005	1518
912828W89	231009	1020	T 1 7-8 03-31-22	04/27/2017	10,007,031.25	1.875	03/31/2022	10,000,000.00	1.860	1520



Run Date: 2/5/2018 9:58:38 AM

Investments Outstanding As Of Date: 1/31/2018

INVENTORY BY MATURITY REPORT

CUSIP	Investment #	Fund	Issuer	Purchase Date	Current Book	Current Rate	Maturity Date	Current Par	YTM	Days to Maturity
912828W89	231248	1020	T 1 7-8 03-31-22	05/05/2017	10,000,000.00	1.875	03/31/2022	10,000,000.00	1.875	1520
912828J76	233314	1020	T 1 3-4 03-31-22	08/09/2017	19,959,375.00	1.750	03/31/2022	20,000,000.00	1.796	1520
46513XGT1	230154	1010	ISRAEL BOND	04/03/2017	7,500,000.00	3.500	04/01/2022	7,500,000.00	3.500	1521
46513XHT0	230155	1010	ISRAEL FLOATING RATE BOND	04/03/2017	7,500,000.00	2.788	04/01/2022	7,500,000.00	2.788	1521
46513XBT6	230156	1010	ISRAEL BOND	04/03/2017	10,000,000.00	3.200	04/01/2022	10,000,000.00	3.200	1521
3135GOT45	234649	1010	FNMA 1 7-8 04-05-22	12/26/2017	9,858,300.00	1.875	04/05/2022	10,000,000.00	2.224	1525
912828WZ9	233221	1020	T 1 3-4 04-30-22	07/27/2017	14,922,656.25	1.750	04/30/2022	15,000,000.00	1.863	1550
88059EHHO	178620	2000	TVA STRIP	10/25/2006	652,987.44	.000	05/01/2022	1,512,000.00	5.484	1551
88059EHHO	179128	2000	TVA STRIP	12/04/2006	330,466.68	.000	05/01/2022	718,000.00	5.100	1551
037833CQ1	231272	1030	AAPL 2.3 05-11-22	05/11/2017	4,997,650.00	2.300	05/11/2022	5,000,000.00	2.310	1561
912833LH1	181168	2000	US TREASURY STRIP	05/31/2007	23,210.00	.000	05/15/2022	50,000.00	5.198	1565
912833LH1	181416	2000	US TREASURY STRIP	06/26/2007	22,522.00	.000	05/15/2022	50,000.00	5.430	1565
912833LH1	181557	2000	US TREASURY STRIP	07/06/2007	22,978.50	.000	05/15/2022	50,000.00	5.301	1565
912833LH1	181863	2000	US TREASURY STRIP	07/30/2007	46,659.00	.000	05/15/2022	100,000.00	5.220	1565
912833LH1	186335	2010	US TREASURY STRIP	05/22/2008	3,945,766.10	.000	05/15/2022	7,538,000.00	4.684	1565
912833LH1	186421	2000	US TREASURY STRIP	05/27/2008	26,382.50	.000	05/15/2022	50,000.00	4.630	1565
912833LH1	186666	2000	US TREASURY STRIP	06/09/2008	14,231.00	.000	05/15/2022	25,000.00	4.085	1565
912833LH1	187229	2000	US TREASURY STRIP	07/11/2008	5,315.50	.000	05/15/2022	10,000.00	4.617	1565
912833LH1	192217	2000	US TREASURY STRIP	05/13/2009	85,515.00	.000	05/15/2022	150,000.00	4.368	1565
912833LH1	193236	2000	US TREASURY STRIP	08/18/2009	28,103.67	.000	05/15/2022	50,000.00	4.573	1565
912833LH1	197101	2000	US TREASURY STRIP	05/11/2010	186,893.17	.000	05/15/2022	306,000.00	4.147	1565
912833LH1	197196	2000	US TREASURY STRIP	05/14/2010	15,253.25	.000	05/15/2022	25,000.00	4.159	1565
912833LH1	198376	2000	US TREASURY STRIP	06/30/2010	32,457.50	.000	05/15/2022	50,000.00	3.672	1565
912833LH1	198702	2000	US TREASURY STRIP	07/13/2010	64,500.00	.000	05/15/2022	100,000.00	3.738	1565
912833LH1	205476	2000	US TREASURY STRIP	05/09/2011	66,326.00	.000	05/15/2022	100,000.00	3.762	1565
912833LH1	206121	2000	US TREASURY STRIP	06/13/2011	68,827.00	.000	05/15/2022	100,000.00	3.450	1565
912833LH1	206333	2000	US TREASURY STRIP	06/23/2011	34,390.50	.000	05/15/2022	50,000.00	3.465	1565
912833LH1	206373	2000	US TREASURY STRIP	06/27/2011	34,353.50	.000	05/15/2022	50,000.00	3.479	1565
912833LH1	210180	2000	US TREASURY STRIP	05/16/2012	41,028.50	.000	05/15/2022	50,000.00	1.988	1565
912833LH1	210395	2000	US TREASURY STRIP	06/06/2012	42,642.00	.000	05/15/2022	50,000.00	1.608	1565
912833LH1	210601	2000	US TREASURY STRIP	06/25/2012	41,952.50	.000	05/15/2022	50,000.00	1.783	1565
912833LH1	214705	2000	US TREASURY STRIP	06/17/2013	41,361.50	.000	05/15/2022	50,000.00	2.140	1565
912833LH1	218184	2000	US TREASURY STRIP	06/26/2014	41,232.00	.000	05/15/2022	50,000.00	2.460	1565



Run Date: 2/5/2018 9:58:38 AM

Investments Outstanding As Of Date: 1/31/2018

INVENTORY BY MATURITY REPORT

CUSIP	Investment #	Fund	Issuer	Purchase Date	Current Book	Current Rate	Maturity Date	Current Par	YTM	Days to Maturity
912833LH1	218210	2000	US TREASURY STRIP	06/27/2014	41,138.50	.000	05/15/2022	50,000.00	2.490	1565
912833LH1	218580	2000	US TREASURY STRIP	07/31/2014	41,615.50	.000	05/15/2022	50,000.00	2.370	1565
912833LH1	222624	2000	US TREASURY STRIP	05/21/2015	217,085.00	.000	05/15/2022	250,000.00	2.032	1565
912833LH1	226887	2000	US TREASURY STRI ZERO-% 5	05/26/2016	109,060.80	.000	05/15/2022	120,000.00	1.608	1565
912833LH1	227314	2000	US TREASURY STRI ZERO-% 5	07/15/2016	46,507.50	.000	05/15/2022	50,000.00	1.245	1565
912833LH1	227498	2000	US TREASURY STRI ZERO-% 5	07/29/2016	37,063.20	.000	05/15/2022	40,000.00	1.320	1565
912833LH1	227669	2000	US TREASURY STRI ZERO-% 5	08/12/2016	92,731.00	.000	05/15/2022	100,000.00	1.315	1565
912833LH1	231304	2000	S 0 05-15-22	05/11/2017	36,169.60	.000	05/15/2022	40,000.00	2.019	1565
912833LH1	231587	2000	S 0 05-15-22	06/02/2017	36,460.80	.000	05/15/2022	40,000.00	1.880	1565
3134GBNA6	231332	1010	FHLMC 2.05 05-25-22 0000	05/25/2017	9,982,500.00	2.050	05/25/2022	10,000,000.00	2.087	1575
3134GB3D2	234331	1010	FHLMC 2.2 05-25-22	11/29/2017	10,000,000.00	2.200	05/25/2022	10,000,000.00	2.200	1575
912828XR6	231877	1020	T 1 3-4 05-31-22	06/28/2017	9,979,687.50	1.750	05/31/2022	10,000,000.00	1.793	1581
912828XR6	234073	1020	T 1 3-4 05-31-22	10/19/2017	9,910,156.25	1.750	05/31/2022	10,000,000.00	1.954	1581
88579YAF8	234396	1030	MMM 2 06-26-22 MTN	11/20/2017	987,320.00	2.000	06/26/2022	1,000,000.00	2.292	1607
3133EH4T7	234627	1010	FFCB 2.44 06-27-22	12/27/2017	10,000,000.00	2.440	06/27/2022	10,000,000.00	2.440	1608
3134GSAGO	234603	1010	FHLMC 2.35 06-28-22	12/28/2017	4,550,000.00	2.350	06/28/2022	4,550,000.00	2.350	1609
3134GBTS1	231702	1010	FHLMC 2 1-8 06-29-22	06/29/2017	6,250,000.00	2.125	06/29/2022	6,250,000.00	2.125	1610
3134GBTS1	231829	1010	FHLMC 2 1-8 06-29-22	06/29/2017	10,000,000.00	2.125	06/29/2022	10,000,000.00	2.125	1610
912828XW5	231908	1020	T 1 3-4 06-30-22	06/30/2017	9,959,375.00	1.750	06/30/2022	10,000,000.00	1.835	1611
912828XW5	233003	1020	T 1 3-4 06-30-22	07/05/2017	9,930,468.75	1.750	06/30/2022	10,000,000.00	1.897	1611
912828XW5	234770	1020	T 1 3-4 06-30-22	01/08/2018	19,599,218.75	1.750	06/30/2022	20,000,000.00	2.223	1611
9128282P4	233835	1020	T 1 7-8 07-31-22	09/28/2017	9,985,156.25	1.875	07/31/2022	10,000,000.00	1.907	1642
9128282P4	234096	1020	T 1 7-8 07-31-22	10/23/2017	9,942,968.75	1.875	07/31/2022	10,000,000.00	2.001	1642
742718EU9	233340	1030	PG 2.15 08-11-22	08/15/2017	10,015,100.00	2.150	08/11/2022	10,000,000.00	2.118	1653
742718EU9	234675	1030	PG 2.15 08-11-22	12/29/2017	7,990,654.42	2.150	08/11/2022	8,081,000.00	2.407	1653
912833LJ7	178334	2000	US TREASURY STRIP	10/04/2006	23,197.50	.000	08/15/2022	50,000.00	4.900	1657
912833LJ7	178588	2000	US TREASURY STRIP	10/26/2006	62,540.22	.000	08/15/2022	138,000.00	5.071	1657
912833LJ7	178998	2000	US TREASURY STRIP	11/28/2006	23,720.00	.000	08/15/2022	50,000.00	4.802	1657
912833LJ7	182222	2000	US TREASURY STRIP	08/28/2007	47,341.00	.000	08/15/2022	100,000.00	5.060	1657
912833LJ7	182553	2000	US TREASURY STRIP	09/25/2007	47,020.00	.000	08/15/2022	100,000.00	5.133	1657
912833LJ7	182758	2000	US TREASURY STRIP	10/05/2007	48,316.00	.000	08/15/2022	100,000.00	4.955	1657
912833LJ7	188069	2000	US TREASURY STRIP	09/15/2008	27,700.00	.000	08/15/2022	50,000.00	4.289	1657
912833LJ7	188164	2010	US TREASURY STRIP	09/22/2008	324,547.20	.000	08/15/2022	576,000.00	4.171	1657



Run Date: 2/5/2018 9:58:38 AM

Investments Outstanding As Of Date: 1/31/2018

INVENTORY BY MATURITY REPORT

CUSIP	Investment #	Fund	Issuer	Purchase Date	Current Book	Current Rate	Maturity Date	Current Par	YTM	Days to Maturity
912833LJ7	193255	2000	US TREASURY STRIP	08/18/2009	55,853.25	.000	08/15/2022	100,000.00	4.534	1657
912833LJ7	199562	2000	US TREASURY STRIP	08/13/2010	32,907.50	.000	08/15/2022	50,000.00	3.515	1657
912833LJ7	200625	2000	US TREASURY STRIP	09/24/2010	67,660.00	.000	08/15/2022	100,000.00	3.313	1657
912833LJ7	207492	2000	US TREASURY STRIP	09/23/2011	38,898.50	.000	08/15/2022	50,000.00	2.318	1657
912833LJ7	207862	2000	US TREASURY STRIP	10/31/2011	76,036.00	.000	08/15/2022	100,000.00	2.555	1657
912833LJ7	207915	2000	US TREASURY STRIP	11/03/2011	37,998.00	.000	08/15/2022	50,000.00	2.562	1657
912833LJ7	211241	2000	US TREASURY STRIP	08/17/2012	41,780.50	.000	08/15/2022	50,000.00	1.805	1657
912833LJ7	211301	2000	US TREASURY STRIP	08/22/2012	82,580.00	.000	08/15/2022	100,000.00	1.927	1657
912833LJ7	215296	2000	US TREASURY STRIP	08/16/2013	39,420.00	.000	08/15/2022	50,000.00	2.660	1657
912833LJ7	215619	2000	US TREASURY STRIP	09/26/2013	39,489.50	.000	08/15/2022	50,000.00	2.673	1657
912833LJ7	215883	2000	US TREASURY STRIP	11/01/2013	80,560.00	.000	08/15/2022	100,000.00	2.475	1657
912833LJ7	218838	2000	US TREASURY STRIP	08/28/2014	332,868.00	.000	08/15/2022	400,000.00	2.320	1657
912833LJ7	219030	2000	US TREASURY STRIP	09/18/2014	82,300.00	.000	08/15/2022	100,000.00	2.479	1657
912833LJ7	219291	2000	US TREASURY STRIP	10/17/2014	33,925.60	.000	08/15/2022	40,000.00	2.115	1657
912833LJ7	224330	2000	USTREASURYSTRIP	10/08/2015	88,473.00	.000	08/15/2022	100,000.00	1.795	1657
912833LJ7	224484	2000	USTREASURYSTRIP	10/22/2015	88,325.00	.000	08/15/2022	100,000.00	1.830	1657
912833LJ7	224553	2000	USTREASURYSTRIP	10/29/2015	35,230.00	.000	08/15/2022	40,000.00	1.877	1657
912833LJ7	228090	2000	US TREASURY STRI ZERO-% 8	09/23/2016	46,053.00	.000	08/15/2022	50,000.00	1.400	1657
912833LJ7	228286	2000	US TREASURY STRI ZERO-% 8	10/14/2016	229,382.50	.000	08/15/2022	250,000.00	1.480	1657
912833LJ7	234129	2000	S 0 08-15-22	10/26/2017	36,300.80	.000	08/15/2022	40,000.00	2.030	1657
912833LJ7	234153	2000	S 0 08-15-22	10/26/2017	45,376.00	.000	08/15/2022	50,000.00	2.030	1657
912833LJ7	234188	2000	S 0 08-15-22	10/27/2017	22,678.50	.000	08/15/2022	25,000.00	2.040	1657
3130ACBU7	233457	1010	FHLB 1.3 08-26-22	08/30/2017	15,000,000.00	1.300	08/26/2022	15,000,000.00	1.300	1668
9128282S8	233680	1020	T 1 5-8 08-31-22	09/15/2017	9,925,000.00	1.625	08/31/2022	10,000,000.00	1.784	1673
3130ACC51	233538	1010	FHLB 2.05 09-01-22	09/01/2017	10,000,000.00	2.050	09/01/2022	10,000,000.00	2.050	1674
3130ACCA0	233478	1010	FHLB 1.3 09-07-22	09/07/2017	15,000,000.00	1.300	09/07/2022	15,000,000.00	1.300	1680
44932HAC7	233601	1030	IBM 2.2 09-08-22	09/08/2017	5,007,950.00	2.200	09/08/2022	5,000,000.00	2.166	1681
44932HAC7	234330	1030	IBM 2.2 09-08-22	11/13/2017	4,940,050.00	2.200	09/08/2022	5,000,000.00	2.465	1681
3134A4BW3	178619	2000	FHLMC STRIP	10/25/2006	928,044.36	.000	09/15/2022	2,166,000.00	5.406	1688
3130ACCY8	233585	1010	FHLB 2 09-15-22	09/15/2017	10,000,000.00	2.000	09/15/2022	10,000,000.00	2.000	1688
589331AT4	233710	1030	MRK 2.4 09-15-22	09/20/2017	5,895,810.80	2.400	09/15/2022	5,819,000.00	2.120	1688
589331AT4	234427	1030	MRK 2.4 09-15-22	11/24/2017	4,992,000.00	2.400	09/15/2022	5,000,000.00	2.435	1688
46625HJE1	234372	1030	JP MORGAN CHASE 3.25 09-23	11/15/2017	2,562,325.00	3.250	09/23/2022	2,500,000.00	2.698	1696



Run Date: 2/5/2018 9:58:38 AM

Investments Outstanding As Of Date: 1/31/2018

INVENTORY BY MATURITY REPORT

CUSIP	Investment #	Fund	Issuer	Purchase Date	Current Book	Current Rate	Maturity Date	Current Par	YTM	Days to Maturity
3134GBK84	233701	1010	FHLMC 2 09-27-22 0000	09/27/2017	12,600,000.00	2.000	09/27/2022	12,600,000.00	2.000	1700
3130ACET7	233650	1010	FHLB 1.3 09-29-22	09/29/2017	15,000,000.00	1.300	09/29/2022	15,000,000.00	1.300	1702
9128282W9	233872	1020	T 1 7-8 09-30-22	10/04/2017	9,970,312.50	1.875	09/30/2022	10,000,000.00	1.938	1703
912828L57	234010	1020	T 1 3-4 09-30-22	10/13/2017	9,901,562.50	1.750	09/30/2022	10,000,000.00	1.959	1703
9128282W9	234850	1020	T 1 7-8 09-30-22	01/19/2018	9,769,531.25	1.875	09/30/2022	10,000,000.00	2.397	1703
369604BD4	234405	1030	GE 2.7 10-09-22	11/20/2017	1,295,418.88	2.700	10/09/2022	1,288,000.00	2.573	1712
3130ACGF5	233713	1010	FHLB 1.3 10-12-22	10/12/2017	15,000,000.00	2.350	10/12/2022	15,000,000.00	2.350	1715
3130ACKG8	233907	1010	FHLB 2.2 10-24-22	10/24/2017	10,000,000.00	2.200	10/24/2022	10,000,000.00	2.200	1727
3130ACLM4	233922	1010	FHLB 1.3 10-25-22	10/25/2017	15,000,000.00	1.300	10/25/2022	15,000,000.00	1.300	1728
3134GBR20	233958	1010	FHLMC 2 10-26-22	10/26/2017	5,000,000.00	2.000	10/26/2022	5,000,000.00	2.000	1729
3130ACQ64	234124	1010	FHLB 2 10-26-22	10/30/2017	10,000,000.00	2.000	10/26/2022	10,000,000.00	2.000	1729
3134GBV66	234204	1010	FHLMC 2 1-4 10-26-22	10/30/2017	8,930,000.00	2.250	10/26/2022	8,930,000.00	2.250	1729
9128283C2	234382	1020	T 2 10-31-22	11/15/2017	9,971,093.75	2.000	10/31/2022	10,000,000.00	2.062	1734
9128283C2	234417	1020	T 2 10-31-22	11/21/2017	9,966,406.25	2.000	10/31/2022	10,000,000.00	2.072	1734
88059EHJ6	50860	2000	TVA STRIP	04/13/1998	3,264,977.32	.000	11/01/2022	14,828,000.00	6.260	1735
3134GBU26	234104	1010	FHLMC 2.3 11-03-22	11/03/2017	10,000,000.00	2.300	11/03/2022	10,000,000.00	2.300	1737
912833LK4	179296	2000	US TREASURY STRIP	12/18/2006	117,020.00	.000	11/15/2022	250,000.00	4.829	1749
912833LK4	183732	2000	US TREASURY STRIP	12/05/2007	25,535.00	.000	11/15/2022	50,000.00	4.547	1749
912833LK4	183939	2000	US TREASURY STRIP	12/19/2007	48,809.00	.000	11/15/2022	100,000.00	4.870	1749
912833LK4	184229	2000	US TREASURY STRIP	01/10/2008	77,070.00	.000	11/15/2022	150,000.00	4.536	1749
912833LK4	189216	2000	US TREASURY STRIP	11/21/2008	52,153.00	.000	11/15/2022	100,000.00	4.710	1749
912833LK4	189262	2000	US TREASURY STRIP	11/21/2008	2,850.00	.000	11/15/2022	5,000.00	4.061	1749
912833LK4	189961	2000	US TREASURY STRIP	01/12/2009	149,395.00	.000	11/15/2022	250,000.00	3.755	1749
912833LK4	190249	2000	US TREASURY STRIP	02/04/2009	56,864.00	.000	11/15/2022	100,000.00	4.140	1749
912833LK4	194195	2000	US TREASURY STRIP	11/24/2009	58,187.00	.000	11/15/2022	100,000.00	4.217	1749
912833LK4	194728	2000	US TREASURY STRIP	01/28/2010	28,850.50	.000	11/15/2022	50,000.00	4.344	1749
912833LK4	201934	2000	US TREASURY STRIP	11/17/2010	33,330.00	.000	11/15/2022	50,000.00	3.410	1749
912833LK4	202149	2000	US TREASURY STRIP	11/24/2010	32,553.00	.000	11/15/2022	50,000.00	3.616	1749
912833LK4	203389	2000	US TREASURY STRIP	01/31/2011	62,330.00	.000	11/15/2022	100,000.00	4.051	1749
912833LK4	212191	2000	US TREASURY STRIP	11/30/2012	126,030.00	.000	11/15/2022	150,000.00	1.756	1749
912833LK4	212335	2000	US TREASURY STRIP	12/13/2012	295,326.50	.000	11/15/2022	350,000.00	1.719	1749
912833LK4	212650	2000	US TREASURY STRIP	01/17/2013	41,372.00	.000	11/15/2022	50,000.00	1.937	1749
912833LK4	216070	2000	US TREASURY STRIP	11/21/2013	39,487.00	.000	11/15/2022	50,000.00	2.645	1749



Run Date: 2/5/2018 9:58:38 AM

Investments Outstanding As Of Date: 1/31/2018

INVENTORY BY MATURITY REPORT

CUSIP	Investment #	Fund	Issuer	Purchase Date	Current Book	Current Rate	Maturity Date	Current Par	YTM	Days to Maturity
912833LK4	216415	2000	US TREASURY STRIP	01/09/2014	77,212.00	.000	11/15/2022	100,000.00	2.944	1749
912833LK4	219692	2000	US TREASURY STRIP	11/20/2014	208,682.50	.000	11/15/2022	250,000.00	2.275	1749
912833LK4	220245	2000	US TREASURY STRIP	01/09/2015	43,204.50	.000	11/15/2022	50,000.00	1.870	1749
912833LK4	220347	2000	US TREASURY STRIP	01/20/2015	86,821.00	.000	11/15/2022	100,000.00	1.816	1749
912833LK4	220433	2000	US TREASURY STRIP	01/26/2015	87,629.00	.000	11/15/2022	100,000.00	1.700	1749
912833LK4	220454	2000	US TREASURY STRIP	01/26/2015	43,755.00	.000	11/15/2022	50,000.00	1.718	1749
912833LK4	220473	2000	US TREASURY STRIP	01/26/2015	35,002.80	.000	11/15/2022	40,000.00	1.718	1749
912833LK4	220502	2000	US TREASURY STRIP	01/27/2015	218,745.00	.000	11/15/2022	250,000.00	1.720	1749
912833LK4	220606	2000	US TREASURY STRIP	01/29/2015	218,097.50	.000	11/15/2022	250,000.00	1.760	1749
912833LK4	225015	2000	USTREASURYSTRIP	12/24/2015	216,370.00	.000	11/15/2022	250,000.00	2.107	1749
912833LK4	225342	2000	USTREASURYSTRIP	02/04/2016	88,675.00	.000	11/15/2022	100,000.00	1.781	1749
912833LK4	228571	2000	US TREASURY STRI ZERO-% 1	11/14/2016	17,303.68	.000	11/15/2022	19,000.00	1.564	1749
912833LK4	229108	2000	S 0 11-15-22	01/12/2017	17,652.00	.000	11/15/2022	20,000.00	2.150	1749
912833LK4	229110	2000	S 0 11-15-22	01/12/2017	17,652.00	.000	11/15/2022	20,000.00	2.150	1749
912833LK4	229271	2000	S 0 11-15-22	01/26/2017	220,705.00	.000	11/15/2022	250,000.00	2.160	1749
912833LK4	229397	2000	S 0 11-15-22	02/02/2017	35,246.80	.000	11/15/2022	40,000.00	2.200	1749
912833LK4	234357	2000	S 0 11-15-22	11/16/2017	89,998.00	.000	11/15/2022	100,000.00	2.120	1749
912833LK4	234930	2000	S 0 11-15-22	01/25/2018	35,601.20	.000	11/15/2022	40,000.00	2.440	1749
3130ACRA4	234255	1010	FHLB 1 1-2 11-22-22 0000	11/22/2017	15,000,000.00	1.500	11/22/2022	15,000,000.00	1.500	1756
3134GBY63	234261	1010	FHLMC 2.4 11-28-22	11/28/2017	5,000,000.00	2.400	11/28/2022	5,000,000.00	2.400	1762
912828M80	234483	1020	T 2 11-30-22	12/01/2017	9,952,792.00	2.000	11/30/2022	10,000,000.00	2.100	1764
912828M80	234534	1020	T 2 11-30-22	12/11/2017	9,933,593.75	2.000	11/30/2022	10,000,000.00	2.142	1764
912828M80	234617	1020	T 2 11-30-22	12/20/2017	9,896,093.75	2.000	11/30/2022	10,000,000.00	2.223	1764
931142DU4	234520	1030	WMT 2.35 12-15-22	12/15/2017	4,986,200.00	2.350	12/15/2022	5,000,000.00	2.408	1779
458140AM2	234546	1030	INTC 2.7 12-15-22	12/15/2017	5,047,250.00	2.700	12/15/2022	5,000,000.00	2.498	1779
3134GB7M8	234522	1010	FHLMC 1.65 12-29-22	12/29/2017	15,000,000.00	1.650	12/29/2022	15,000,000.00	1.650	1793
3134GB7F3	234535	1010	FHLMC 2 1-2 12-29-22	12/29/2017	4,000,000.00	2.500	12/29/2022	4,000,000.00	2.500	1793
912828N30	234790	1020	T 2 1-8 12-31-22	01/10/2018	4,958,593.75	2.125	12/31/2022	5,000,000.00	2.302	1795
912828N30	234811	1020	T 2 1-8 12-31-22	01/16/2018	4,942,187.50	2.125	12/31/2022	5,000,000.00	2.374	1795
912828N30	234881	1020	T 2 1-8 12-31-22	01/22/2018	4,930,468.75	2.125	12/31/2022	5,000,000.00	2.425	1795
3134GSBJ3	234650	1010	FHLMC 1.65 1-12-23	01/12/2018	15,000,000.00	1.650	01/12/2023	15,000,000.00	1.650	1807
31359YCM7	173957	2000	FNMA STRIP	12/13/2005	130,752.99	.000	01/15/2023	317,000.00	5.250	1810
88059ENC4	179702	2000	TVA STRIP	01/31/2007	63,690.00	.000	01/15/2023	150,000.00	5.441	1810



Run Date: 2/5/2018 9:58:38 AM

Investments Outstanding As Of Date: 1/31/2018

INVENTORY BY MATURITY REPORT

CUSIP	Investment #	Fund	Issuer	Purchase Date	Current Book	Current Rate	Maturity Date	Current Par	YTM	Days to Maturity
3134GSCD5	234783	1010	FHLMC 2.55 01-30-23 0001	01/30/2018	10,000,000.00	2.550	01/30/2023	10,000,000.00	2.550	1825
9128283U2	235035	1020	T 2 3-8 01-31-23	01/31/2018	4,978,125.00	2.375	01/31/2023	5,000,000.00	2.469	1826
31358CZ90	143510	2000	FNMA STRIP	08/10/2000	471,386.65	.000	02/07/2023	2,135,000.00	6.830	1833
313490CK8	49399	2000	FED JUDICIARY	03/30/1998	716,040.00	.000	02/15/2023	3,400,000.00	6.362	1841
912833LL2	180370	2000	US TREASURY STRIP	04/03/2007	22,905.50	.000	02/15/2023	50,000.00	4.980	1841
912833LL2	180522	2000	US TREASURY STRIP	04/12/2007	45,059.00	.000	02/15/2023	100,000.00	5.095	1841
912833LL2	180738	2000	US TREASURY STRIP	04/30/2007	46,014.00	.000	02/15/2023	100,000.00	4.975	1841
912833LL2	184840	2000	US TREASURY STRIP	02/28/2008	4,939.02	.000	02/15/2023	10,000.00	4.770	1841
912833LL2	185230	2000	US TREASURY STRIP	03/27/2008	5,210.00	.000	02/15/2023	10,000.00	4.428	1841
912833LL2	185273	2000	US TREASURY STRIP	03/28/2008	25,818.50	.000	02/15/2023	50,000.00	4.490	1841
912833LL2	185599	2000	US TREASURY STRIP	04/16/2008	26,218.00	.000	02/15/2023	50,000.00	4.400	1841
912833LL2	185618	2000	US TREASURY STRIP	04/16/2008	5,260.00	.000	02/15/2023	10,000.00	4.379	1841
912833LL2	185885	2000	US TREASURY STRIP	04/28/2008	12,570.50	.000	02/15/2023	25,000.00	4.700	1841
912833LL2	190599	2000	US TREASURY STRIP	02/27/2009	28,794.50	.000	02/15/2023	50,000.00	3.990	1841
912833LL2	190830	2000	US TREASURY STRIP	03/20/2009	28,901.50	.000	02/15/2023	50,000.00	3.980	1841
912833LL2	190956	2000	US TREASURY STRIP	03/30/2009	59,081.00	.000	02/15/2023	100,000.00	3.827	1841
912833LL2	191122	2000	US TREASURY STRIP	04/13/2009	3,000.00	.000	02/15/2023	5,000.00	3.725	1841
912803BB8	191213	2000	US TREASURY STRIP (P)	04/16/2009	29,076.50	.000	02/15/2023	50,000.00	3.957	1841
912803BB8	191860	2000	US TREASURY STRIP (P)	04/24/2009	29,230.00	.000	02/15/2023	50,000.00	3.925	1841
912833LL2	194858	2000	US TREASURY STRIP	02/08/2010	56,026.00	.000	02/15/2023	100,000.00	4.500	1841
912833LL2	195183	2000	US TREASURY STRIP	03/03/2010	28,166.50	.000	02/15/2023	50,000.00	4.479	1841
912833LL2	195390	2000	US TREASURY STRIP	03/12/2010	56,065.00	.000	02/15/2023	100,000.00	4.525	1841
912833LL2	195859	2000	US TREASURY STRIP	04/08/2010	27,596.50	.000	02/15/2023	50,000.00	4.677	1841
912833LL2	196884	2000	US TREASURY STRIP	04/30/2010	28,595.50	.000	02/15/2023	50,000.00	4.415	1841
912833LL2	203858	2000	US TREASURY STRIP	02/28/2011	30,677.50	.000	02/15/2023	50,000.00	4.125	1841
912833LL2	204505	2000	US TREASURY STRIP	04/12/2011	60,977.00	.000	02/15/2023	100,000.00	4.220	1841
912833LL2	205418	2000	US TREASURY STRIP	05/05/2011	63,064.00	.000	02/15/2023	100,000.00	3.952	1841
912833LL2	208701	2000	US TREASURY STRIP	02/16/2012	38,882.00	.000	02/15/2023	50,000.00	2.300	1841
912833LL2	208872	2000	US TREASURY STRIP	03/05/2012	78,016.00	.000	02/15/2023	100,000.00	2.281	1841
912833LL2	209011	2000	US TREASURY STRIP	03/19/2012	37,599.00	.000	02/15/2023	50,000.00	2.630	1841
912833LL2	209136	2000	US TREASURY STRIP	04/05/2012	38,044.00	.000	02/15/2023	50,000.00	2.532	1841
912833LL2	209928	2000	US TREASURY STRIP	04/30/2012	39,096.50	.000	02/15/2023	50,000.00	2.292	1841
912833LL2	213288	2000	US TREASURY STRIP	03/25/2013	40,822.50	.000	02/15/2023	50,000.00	2.060	1841



Run Date: 2/5/2018 9:58:38 AM

Investments Outstanding As Of Date: 1/31/2018

INVENTORY BY MATURITY REPORT

CUSIP	Investment #	Fund	Issuer	Purchase Date	Current Book	Current Rate	Maturity Date	Current Par	YTM	Days to Maturity
912833LL2	213360	2000	US TREASURY STRIP	03/28/2013	81,786.00	.000	02/15/2023	100,000.00	2.044	1841
912833LL2	213437	2000	US TREASURY STRIP	04/04/2013	41,317.50	.000	02/15/2023	50,000.00	1.942	1841
912833LL2	213504	2000	US TREASURY STRIP	04/12/2013	83,508.00	.000	02/15/2023	100,000.00	1.839	1841
912833LL2	214255	2000	US TREASURY STRIP	05/02/2013	84,236.00	.000	02/15/2023	100,000.00	1.760	1841
912833LL2	216910	2000	US TREASURY STRIP	03/21/2014	197,055.00	.000	02/15/2023	250,000.00	2.690	1841
912833LL2	220875	2000	US TREASURY STRIP	02/13/2015	34,244.80	.000	02/15/2023	40,000.00	1.950	1841
912833LL2	222349	2000	US TREASURY STRIP	04/30/2015	34,650.80	.000	02/15/2023	40,000.00	1.850	1841
912833LL2	225732	2000	USTREASURYSTRIP	03/17/2016	35,260.80	.000	02/15/2023	40,000.00	1.832	1841
912833LL2	225759	2000	USTREASURYSTRIP	03/17/2016	16,089.93	.000	02/15/2023	18,250.00	1.830	1841
912833LL2	229651	2000	S 0 02-15-23	02/24/2017	45,627.40	.000	02/15/2023	52,000.00	2.200	1841
912833LL2	230017	2000	S 0 02-15-23	03/24/2017	350,920.00	.000	02/15/2023	400,000.00	2.232	1841
912833LL2	230131	2000	S 0 02-15-23	03/30/2017	220,037.50	.000	02/15/2023	250,000.00	2.183	1841
912833LL2	230237	2000	S 0 02-15-23	04/06/2017	44,186.00	.000	02/15/2023	50,000.00	2.120	1841
912833LL2	230353	2000	S 0 02-15-23	04/17/2017	35,463.20	.000	02/15/2023	40,000.00	2.075	1841
912833LL2	230988	2000	S 0 02-15-23	04/28/2017	221,975.00	.000	02/15/2023	250,000.00	2.060	1841
912833LN8	181169	2000	US TREASURY STRIP	05/31/2007	22,092.00	.000	05/15/2023	50,000.00	5.185	1930
912833LN8	181417	2000	US TREASURY STRIP	06/26/2007	21,380.50	.000	05/15/2023	50,000.00	5.420	1930
912833LN8	181558	2000	US TREASURY STRIP	07/06/2007	21,843.00	.000	05/15/2023	50,000.00	5.291	1930
912833LN8	181864	2000	US TREASURY STRIP	07/30/2007	44,452.00	.000	05/15/2023	100,000.00	5.200	1930
912833LN8	186336	2010	US TREASURY STRIP	05/22/2008	3,749,099.68	.000	05/15/2023	7,538,000.00	4.717	1930
912833LN8	186422	2000	US TREASURY STRIP	05/27/2008	25,055.00	.000	05/15/2023	50,000.00	4.670	1930
912833LN8	186667	2000	US TREASURY STRIP	06/09/2008	13,580.25	.000	05/15/2023	25,000.00	4.129	1930
912833LN8	187230	2000	US TREASURY STRIP	07/11/2008	5,062.10	.000	05/15/2023	10,000.00	4.639	1930
912833LN8	192218	2000	US TREASURY STRIP	05/13/2009	81,210.00	.000	05/15/2023	150,000.00	4.429	1930
912833LN8	193237	2000	US TREASURY STRIP	08/18/2009	26,764.00	.000	05/15/2023	50,000.00	4.600	1930
912833LN8	197102	2000	US TREASURY STRIP	05/11/2010	177,569.35	.000	05/15/2023	306,000.00	4.227	1930
912833LN8	197197	2000	US TREASURY STRIP	05/14/2010	14,466.00	.000	05/15/2023	25,000.00	4.252	1930
912833LN8	198377	2000	US TREASURY STRIP	06/30/2010	30,733.00	.000	05/15/2023	50,000.00	3.816	1930
912833LN8	198704	2000	US TREASURY STRIP	07/13/2010	61,200.00	.000	05/15/2023	100,000.00	3.861	1930
912833LN8	205477	2000	US TREASURY STRIP	05/09/2011	62,720.00	.000	05/15/2023	100,000.00	3.920	1930
912833LN8	206122	2000	US TREASURY STRIP	06/13/2011	64,973.00	.000	05/15/2023	100,000.00	3.650	1930
912833LN8	206332	2000	US TREASURY STRIP	06/23/2011	32,480.50	.000	05/15/2023	50,000.00	3.660	1930
912833LN8	206374	2000	US TREASURY STRIP	06/27/2011	32,419.50	.000	05/15/2023	50,000.00	3.679	1930



Run Date: 2/5/2018 9:58:38 AM

Investments Outstanding As Of Date: 1/31/2018

INVENTORY BY MATURITY REPORT

CUSIP	Investment #	Fund	Issuer	Purchase Date	Current Book	Current Rate	Maturity Date	Current Par	YTM	Days to Maturity
912833LN8	210181	2000	US TREASURY STRIP	05/16/2012	39,408.00	.000	05/15/2023	50,000.00	2.176	1930
912833LN8	210396	2000	US TREASURY STRIP	06/06/2012	41,171.50	.000	05/15/2023	50,000.00	1.784	1930
912833LN8	210602	2000	US TREASURY STRIP	06/25/2012	40,402.50	.000	05/15/2023	50,000.00	1.967	1930
912833LN8	214706	2000	US TREASURY STRIP	06/17/2013	39,743.50	.000	05/15/2023	50,000.00	2.330	1930
912833LN8	218185	2000	US TREASURY STRIP	06/26/2014	39,605.50	.000	05/15/2023	50,000.00	2.640	1930
912833LN8	218211	2000	US TREASURY STRIP	06/27/2014	39,528.50	.000	05/15/2023	50,000.00	2.663	1930
912833LN8	218581	2000	US TREASURY STRIP	07/31/2014	40,155.00	.000	05/15/2023	50,000.00	2.510	1930
912833LN8	222626	2000	US TREASURY STRIP	05/21/2015	210,577.50	.000	05/15/2023	250,000.00	2.161	1930
912833LN8	226888	2000	US TREASURY STRI ZERO-% 5	05/26/2016	106,412.40	.000	05/15/2023	120,000.00	1.732	1930
912833LN8	227315	2000	US TREASURY STRI ZERO-% 5	07/15/2016	45,576.50	.000	05/15/2023	50,000.00	1.360	1930
912833LN8	227499	2000	US TREASURY STRI ZERO-% 5	07/29/2016	36,246.80	.000	05/15/2023	40,000.00	1.455	1930
912833LN8	227670	2000	US TREASURY STRI ZERO-% 5	08/12/2016	90,637.00	.000	05/15/2023	100,000.00	1.460	1930
912833LN8	231305	2000	S 0 05-15-23	05/11/2017	35,162.40	.000	05/15/2023	40,000.00	2.156	1930
912833LN8	231589	2000	S 0 05-15-23	06/02/2017	35,522.00	.000	05/15/2023	40,000.00	2.005	1930
3134A4NB6	158997	2000	FHLMC STRIP	01/23/2003	1,006,230.00	.000	07/15/2023	3,400,000.00	6.035	1991
31358C2A3	108978	2000	FNMA STRIP	06/28/1999	591,450.00	.000	08/07/2023	3,000,000.00	6.849	2014
912833LMO	178335	2000	US TREASURY STRIP	10/04/2006	22,029.00	.000	08/15/2023	50,000.00	4.920	2022
912833LMO	178589	2000	US TREASURY STRIP	10/26/2006	59,534.58	.000	08/15/2023	138,000.00	5.066	2022
912833LMO	178999	2000	US TREASURY STRIP	11/28/2006	22,591.50	.000	08/15/2023	50,000.00	4.810	2022
912833LMO	182223	2000	US TREASURY STRIP	08/28/2007	44,963.00	.000	08/15/2023	100,000.00	5.070	2022
912833LMO	182554	2000	US TREASURY STRIP	09/25/2007	44,750.00	.000	08/15/2023	100,000.00	5.125	2022
912833LMO	182759	2000	US TREASURY STRIP	10/05/2007	46,008.00	.000	08/15/2023	100,000.00	4.955	2022
912833LMO	188070	2000	US TREASURY STRIP	09/15/2008	26,175.00	.000	08/15/2023	50,000.00	4.387	2022
912833LMO	188165	2010	US TREASURY STRIP	09/22/2008	311,149.44	.000	08/15/2023	576,000.00	4.177	2022
912833LMO	193256	2000	US TREASURY STRIP	08/18/2009	53,283.25	.000	08/15/2023	100,000.00	4.550	2022
912833LMO	199563	2000	US TREASURY STRIP	08/13/2010	31,177.00	.000	08/15/2023	50,000.00	3.665	2022
912833LMO	200626	2000	US TREASURY STRIP	09/24/2010	64,220.00	.000	08/15/2023	100,000.00	3.465	2022
912833LMO	207493	2000	US TREASURY STRIP	09/23/2011	37,299.00	.000	08/15/2023	50,000.00	2.479	2022
912833LMO	207863	2000	US TREASURY STRIP	10/31/2011	72,805.00	.000	08/15/2023	100,000.00	2.710	2022
912833LMO	207916	2000	US TREASURY STRIP	11/03/2011	36,347.00	.000	08/15/2023	50,000.00	2.725	2022
912833LMO	211242	2000	US TREASURY STRIP	08/17/2012	40,209.00	.000	08/15/2023	50,000.00	1.992	2022
912833LMO	211302	2000	US TREASURY STRIP	08/22/2012	79,422.00	.000	08/15/2023	100,000.00	2.109	2022
912833LMO	215297	2000	US TREASURY STRIP	08/16/2013	37,531.00	.000	08/15/2023	50,000.00	2.890	2022



Run Date: 2/5/2018 9:58:38 AM

Investments Outstanding As Of Date: 1/31/2018

INVENTORY BY MATURITY REPORT

CUSIP	Investment #	Fund	Issuer	Purchase Date	Current Book	Current Rate	Maturity Date	Current Par	YTM	Days to Maturity
912833LM0	215620	2000	US TREASURY STRIP	09/26/2013	37,660.50	.000	08/15/2023	50,000.00	2.887	2022
912833LM0	215884	2000	US TREASURY STRIP	11/01/2013	77,061.00	.000	08/15/2023	100,000.00	2.680	2022
912833LM0	218839	2000	US TREASURY STRIP	08/28/2014	321,552.00	.000	08/15/2023	400,000.00	2.450	2022
912833LM0	219031	2000	US TREASURY STRIP	09/18/2014	79,200.00	.000	08/15/2023	100,000.00	2.635	2022
912833LM0	219292	2000	US TREASURY STRIP	10/17/2014	32,772.80	.000	08/15/2023	40,000.00	2.270	2022
912833LM0	224331	2000	USTREASURYSTRIP	10/08/2015	85,898.00	.000	08/15/2023	100,000.00	1.945	2022
912833LM0	224485	2000	USTREASURYSTRIP	10/22/2015	85,928.00	.000	08/15/2023	100,000.00	1.950	2022
912833LM0	224554	2000	USTREASURYSTRIP	10/29/2015	34,293.60	.000	08/15/2023	40,000.00	1.984	2022
912833LM0	228091	2000	US TREASURY STRI ZERO-% 8	09/23/2016	44,982.00	.000	08/15/2023	50,000.00	1.540	2022
912833LM0	228287	2000	US TREASURY STRI ZERO-% 8	10/14/2016	223,737.50	.000	08/15/2023	250,000.00	1.630	2022
912833LM0	234130	2000	S 0 08-15-23	10/26/2017	35,270.00	.000	08/15/2023	40,000.00	2.180	2022
912833LM0	234154	2000	S 0 08-15-23	10/26/2017	44,087.50	.000	08/15/2023	50,000.00	2.180	2022
912833LM0	234189	2000	S 0 08-15-23	10/27/2017	22,019.75	.000	08/15/2023	25,000.00	2.200	2022
88059EHL1	128969	2000	TVA STRIP	02/07/2000	470,668.03	.000	11/01/2023	2,401,000.00	6.986	2100
912833LP3	179297	2000	US TREASURY STRIP	12/18/2006	111,512.50	.000	11/15/2023	250,000.00	4.832	2114
912833LP3	179703	2000	US TREASURY STRIP	01/31/2007	64,126.50	.000	11/15/2023	150,000.00	5.127	2114
912833LP3	183733	2000	US TREASURY STRIP	12/05/2007	24,400.00	.000	11/15/2023	50,000.00	4.550	2114
912833LP3	183940	2000	US TREASURY STRIP	12/19/2007	46,516.00	.000	11/15/2023	100,000.00	4.870	2114
912833LP3	184230	2000	US TREASURY STRIP	01/10/2008	73,650.00	.000	11/15/2023	150,000.00	4.540	2114
912833LP3	189217	2000	US TREASURY STRIP	11/21/2008	50,589.00	.000	11/15/2023	100,000.00	4.600	2114
912833LP3	189263	2000	US TREASURY STRIP	11/21/2008	2,675.00	.000	11/15/2023	5,000.00	4.218	2114
912833LP3	189962	2000	US TREASURY STRIP	01/12/2009	143,260.00	.000	11/15/2023	250,000.00	3.787	2114
912833LP3	190250	2000	US TREASURY STRIP	02/04/2009	54,070.00	.000	11/15/2023	100,000.00	4.205	2114
912833LP3	194196	2000	US TREASURY STRIP	11/24/2009	55,012.00	.000	11/15/2023	100,000.00	4.322	2114
912833LP3	194729	2000	US TREASURY STRIP	01/28/2010	27,171.50	.000	11/15/2023	50,000.00	4.470	2114
912833LP3	201935	2000	US TREASURY STRIP	11/17/2010	31,369.50	.000	11/15/2023	50,000.00	3.620	2114
912833LP3	202150	2000	US TREASURY STRIP	11/24/2010	30,891.00	.000	11/15/2023	50,000.00	3.746	2114
912833LP3	203390	2000	US TREASURY STRIP	01/31/2011	58,735.00	.000	11/15/2023	100,000.00	4.205	2114
912833LP3	212192	2000	US TREASURY STRIP	11/30/2012	121,449.00	.000	11/15/2023	150,000.00	1.936	2114
912833LP3	212322	2000	US TREASURY STRIP	12/13/2012	284,469.50	.000	11/15/2023	350,000.00	1.907	2114
912833LP3	212651	2000	US TREASURY STRIP	01/17/2013	39,734.50	.000	11/15/2023	50,000.00	2.134	2114
912833LP3	216071	2000	US TREASURY STRIP	11/21/2013	37,675.50	.000	11/15/2023	50,000.00	2.855	2114
912833LP3	216416	2000	US TREASURY STRIP	01/09/2014	73,693.00	.000	11/15/2023	100,000.00	3.124	2114



Run Date: 2/5/2018 9:58:38 AM

Investments Outstanding As Of Date: 1/31/2018

INVENTORY BY MATURITY REPORT

CUSIP	Investment #	Fund	Issuer	Purchase Date	Current Book	Current Rate	Maturity Date	Current Par	YTM	Days to Maturity
912833LP3	219693	2000	US TREASURY STRIP	11/20/2014	201,742.50	.000	11/15/2023	250,000.00	2.401	2114
912833LP3	220246	2000	US TREASURY STRIP	01/09/2015	42,038.00	.000	11/15/2023	50,000.00	1.970	2114
912833LP3	220348	2000	US TREASURY STRIP	01/20/2015	84,363.00	.000	11/15/2023	100,000.00	1.938	2114
912833LP3	220434	2000	US TREASURY STRIP	01/26/2015	85,261.00	.000	11/15/2023	100,000.00	1.820	2114
912833LP3	220455	2000	US TREASURY STRIP	01/26/2015	42,547.00	.000	11/15/2023	50,000.00	1.842	2114
912833LP3	220474	2000	US TREASURY STRIP	01/26/2015	34,044.80	.000	11/15/2023	40,000.00	1.840	2114
912833LP3	220503	2000	US TREASURY STRIP	01/27/2015	212,790.00	.000	11/15/2023	250,000.00	1.840	2114
912833LP3	220607	2000	US TREASURY STRIP	01/29/2015	211,767.50	.000	11/15/2023	250,000.00	1.897	2114
912833LP3	225021	2000	USTREASURYSTRIP	12/24/2015	210,512.50	.000	11/15/2023	250,000.00	2.190	2114
912833LP3	225343	2000	USTREASURYSTRIP	02/04/2016	86,241.00	.000	11/15/2023	100,000.00	1.912	2114
912833LP3	228572	2000	US TREASURY STRI ZERO-% 1	11/14/2016	16,002.36	.000	11/15/2023	18,000.00	1.687	2114
912833LP3	229111	2000	S 0 11-15-23	01/12/2017	17,150.40	.000	11/15/2023	20,000.00	2.260	2114
912833LP3	229115	2000	S 0 11-15-23	01/12/2017	17,150.40	.000	11/15/2023	20,000.00	2.260	2114
912833LP3	229260	2000	S 0 11-15-23	01/26/2017	214,132.50	.000	11/15/2023	250,000.00	2.290	2114
912833LP3	229398	2000	S 0 11-15-23	02/02/2017	34,184.80	.000	11/15/2023	40,000.00	2.330	2114
912833LP3	234358	2000	S 0 11-15-23	11/16/2017	87,495.00	.000	11/15/2023	100,000.00	2.240	2114
912833LP3	234931	2000	S 0 11-15-23	01/25/2018	34,509.60	.000	11/15/2023	40,000.00	2.560	2114
31359YCP0	147429	2000	FNMA STRIP	03/07/2001	278,697.69	.000	01/15/2024	1,143,000.00	6.270	2175
31359YCP0	173958	2000	FNMA STRIP	12/13/2005	109,267.56	.000	01/15/2024	279,000.00	5.250	2175
31358C2B1	143509	2000	FNMA STRIP	08/10/2000	312,829.30	.000	02/07/2024	1,505,000.00	6.800	2198
313490CM4	49401	2000	FED JUDICIARY	03/30/1998	478,320.00	.000	02/15/2024	2,400,000.00	6.332	2206
912833LQ1	180371	2000	US TREASURY STRIP	04/03/2007	21,788.00	.000	02/15/2024	50,000.00	4.985	2206
912833LQ1	180523	2000	US TREASURY STRIP	04/12/2007	42,848.00	.000	02/15/2024	100,000.00	5.095	2206
912833LQ1	180739	2000	US TREASURY STRIP	04/30/2007	43,808.00	.000	02/15/2024	100,000.00	4.975	2206
912833LQ1	184841	2000	US TREASURY STRIP	02/28/2008	4,667.73	.000	02/15/2024	10,000.00	4.830	2206
912833LQ1	185231	2000	US TREASURY STRIP	03/27/2008	4,965.00	.000	02/15/2024	10,000.00	4.456	2206
912833LQ1	185274	2000	US TREASURY STRIP	03/28/2008	24,582.50	.000	02/15/2024	50,000.00	4.520	2206
912833LQ1	185600	2000	US TREASURY STRIP	04/16/2008	24,985.00	.000	02/15/2024	50,000.00	4.430	2206
912833LQ1	185619	2000	US TREASURY STRIP	04/16/2008	5,000.00	.000	02/15/2024	10,000.00	4.426	2206
912833LQ1	185886	2000	US TREASURY STRIP	04/28/2008	11,944.50	.000	02/15/2024	25,000.00	4.730	2206
912833LQ1	190600	2000	US TREASURY STRIP	02/27/2009	27,763.00	.000	02/15/2024	50,000.00	3.970	2206
912833LQ1	190831	2000	US TREASURY STRIP	03/20/2009	27,542.00	.000	02/15/2024	50,000.00	4.040	2206
912833LQ1	190957	2000	US TREASURY STRIP	03/30/2009	55,996.00	.000	02/15/2024	100,000.00	3.935	2206



Run Date: 2/5/2018 9:58:38 AM

Investments Outstanding As Of Date: 1/31/2018

INVENTORY BY MATURITY REPORT

CUSIP	Investment #	Fund	Issuer	Purchase Date	Current Book	Current Rate	Maturity Date	Current Par	YTM	Days to Maturity
912833LQ1	191123	2000	US TREASURY STRIP	04/13/2009	2,850.00	.000	02/15/2024	5,000.00	3.823	2206
912833LQ1	191214	2000	US TREASURY STRIP	04/16/2009	29,074.50	.000	02/15/2024	50,000.00	3.688	2206
912833LQ1	191861	2000	US TREASURY STRIP	04/24/2009	27,815.00	.000	02/15/2024	50,000.00	3.999	2206
912833LQ1	194859	2000	US TREASURY STRIP	02/08/2010	52,785.00	.000	02/15/2024	100,000.00	4.610	2206
912833LQ1	195184	2000	US TREASURY STRIP	03/03/2010	26,559.00	.000	02/15/2024	50,000.00	4.585	2206
912833LQ1	195391	2000	US TREASURY STRIP	03/12/2010	52,874.00	.000	02/15/2024	100,000.00	4.627	2206
912833LQ1	195860	2000	US TREASURY STRIP	04/08/2010	25,969.50	.000	02/15/2024	50,000.00	4.784	2206
912833LQ1	196885	2000	US TREASURY STRIP	04/30/2010	27,061.50	.000	02/15/2024	50,000.00	4.500	2206
912833LQ1	203859	2000	US TREASURY STRIP	02/28/2011	28,920.00	.000	02/15/2024	50,000.00	4.268	2206
912833LQ1	204506	2000	US TREASURY STRIP	04/12/2011	57,390.00	.000	02/15/2024	100,000.00	4.370	2206
912833LQ1	205419	2000	US TREASURY STRIP	05/05/2011	59,690.00	.000	02/15/2024	100,000.00	4.078	2206
912833LQ1	208702	2000	US TREASURY STRIP	02/16/2012	37,178.50	.000	02/15/2024	50,000.00	2.485	2206
912833LQ1	208873	2000	US TREASURY STRIP	03/05/2012	74,637.00	.000	02/15/2024	100,000.00	2.463	2206
912833LQ1	209012	2000	US TREASURY STRIP	03/19/2012	35,778.50	.000	02/15/2024	50,000.00	2.830	2206
912833LQ1	209137	2000	US TREASURY STRIP	04/05/2012	36,308.50	.000	02/15/2024	50,000.00	2.716	2206
912833LQ1	209929	2000	US TREASURY STRIP	04/30/2012	37,317.50	.000	02/15/2024	50,000.00	2.496	2206
912833LQ1	213289	2000	US TREASURY STRIP	03/25/2013	39,141.00	.000	02/15/2024	50,000.00	2.260	2206
912833LQ1	213361	2000	US TREASURY STRIP	03/28/2013	78,432.00	.000	02/15/2024	100,000.00	2.244	2206
912833LQ1	213438	2000	US TREASURY STRIP	04/04/2013	39,659.50	.000	02/15/2024	50,000.00	2.143	2206
912833LQ1	213505	2000	US TREASURY STRIP	04/12/2013	80,294.00	.000	02/15/2024	100,000.00	2.034	2206
912833LQ1	214257	2000	US TREASURY STRIP	05/02/2013	80,987.00	.000	02/15/2024	100,000.00	1.964	2206
912833LQ1	216911	2000	US TREASURY STRIP	03/21/2014	188,882.50	.000	02/15/2024	250,000.00	2.850	2206
912833LQ1	220876	2000	US TREASURY STRIP	02/13/2015	33,258.80	.000	02/15/2024	40,000.00	2.060	2206
912833LQ1	222350	2000	US TREASURY STRIP	04/30/2015	33,664.80	.000	02/15/2024	40,000.00	1.970	2206
912833LQ1	225734	2000	USTREASURYSTRI	03/17/2016	34,400.00	.000	02/15/2024	40,000.00	1.915	2206
912833LQ1	225760	2000	USTREASURYSTRI	03/17/2016	15,700.84	.000	02/15/2024	18,250.00	1.910	2206
912833LQ1	229653	2000	S 0 02-15-24	02/24/2017	44,241.60	.000	02/15/2024	52,000.00	2.330	2206
912833LQ1	230018	2000	S 0 02-15-24	03/24/2017	340,988.00	.000	02/15/2024	400,000.00	2.327	2206
912833LQ1	230133	2000	S 0 02-15-24	03/30/2017	213,742.50	.000	02/15/2024	250,000.00	2.290	2206
912833LQ1	230230	2000	S 0 02-15-24	04/06/2017	42,913.00	.000	02/15/2024	50,000.00	2.240	2206
912833LQ1	230354	2000	S 0 02-15-24	04/17/2017	34,481.60	.000	02/15/2024	40,000.00	2.185	2206
912833LQ1	230989	2000	S 0 02-15-24	04/28/2017	215,870.00	.000	02/15/2024	250,000.00	2.170	2206
912833LR9	181170	2000	US TREASURY STRIP	05/31/2007	20,972.50	.000	05/15/2024	50,000.00	5.190	2296



Run Date: 2/5/2018 9:58:38 AM

Investments Outstanding As Of Date: 1/31/2018

INVENTORY BY MATURITY REPORT

CUSIP	Investment #	Fund	Issuer	Purchase Date	Current Book	Current Rate	Maturity Date	Current Par	YTM	Days to Maturity
912833LR9	181418	2000	US TREASURY STRIP	06/26/2007	20,250.50	.000	05/15/2024	50,000.00	5.425	2296
912833LR9	181559	2000	US TREASURY STRIP	07/06/2007	20,710.00	.000	05/15/2024	50,000.00	5.297	2296
912833LR9	181865	2000	US TREASURY STRIP	07/30/2007	42,158.00	.000	05/15/2024	100,000.00	5.210	2296
912833LR9	182555	2000	US TREASURY STRIP	09/25/2007	42,920.00	.000	05/15/2024	100,000.00	5.149	2296
912833LR9	186337	2010	US TREASURY STRIP	05/22/2008	3,552,131.74	.000	05/15/2024	7,538,000.00	4.764	2296
912833LR9	186423	2000	US TREASURY STRIP	05/27/2008	23,813.00	.000	05/15/2024	50,000.00	4.700	2296
912833LR9	186668	2000	US TREASURY STRIP	06/09/2008	12,905.75	.000	05/15/2024	25,000.00	4.193	2296
912833LR9	187231	2000	US TREASURY STRIP	07/11/2008	4,836.00	.000	05/15/2024	10,000.00	4.638	2296
912833LR9	192220	2000	US TREASURY STRIP	05/13/2009	76,455.00	.000	05/15/2024	150,000.00	4.542	2296
912833LR9	193238	2000	US TREASURY STRIP	08/18/2009	25,222.79	.000	05/15/2024	50,000.00	4.696	2296
912833LR9	197104	2000	US TREASURY STRIP	05/11/2010	168,631.09	.000	05/15/2024	306,000.00	4.298	2296
912833LR9	197198	2000	US TREASURY STRIP	05/14/2010	13,696.00	.000	05/15/2024	25,000.00	4.344	2296
912833LR9	198378	2000	US TREASURY STRIP	06/30/2010	29,157.50	.000	05/15/2024	50,000.00	3.925	2296
912833LR9	198705	2000	US TREASURY STRIP	07/13/2010	58,250.00	.000	05/15/2024	100,000.00	3.943	2296
912833LR9	205478	2000	US TREASURY STRIP	05/09/2011	56,714.00	.000	05/15/2024	100,000.00	4.405	2296
912833LR9	206123	2000	US TREASURY STRIP	06/13/2011	61,484.00	.000	05/15/2024	100,000.00	3.800	2296
912833LR9	206331	2000	US TREASURY STRIP	06/23/2011	30,695.50	.000	05/15/2024	50,000.00	3.820	2296
912833LR9	206375	2000	US TREASURY STRIP	06/27/2011	30,644.00	.000	05/15/2024	50,000.00	3.837	2296
912833LR9	210182	2000	US TREASURY STRIP	05/16/2012	37,821.00	.000	05/15/2024	50,000.00	2.340	2296
912833LR9	210397	2000	US TREASURY STRIP	06/06/2012	39,731.00	.000	05/15/2024	50,000.00	1.935	2296
912833LR9	210603	2000	US TREASURY STRIP	06/25/2012	38,892.50	.000	05/15/2024	50,000.00	2.124	2296
912833LR9	214707	2000	US TREASURY STRIP	06/17/2013	38,046.00	.000	05/15/2024	50,000.00	2.520	2296
912833LR9	218186	2000	US TREASURY STRIP	06/26/2014	38,168.50	.000	05/15/2024	50,000.00	2.750	2296
912833LR9	218212	2000	US TREASURY STRIP	06/27/2014	38,067.50	.000	05/15/2024	50,000.00	2.778	2296
912833LR9	218582	2000	US TREASURY STRIP	07/31/2014	38,751.50	.000	05/15/2024	50,000.00	2.620	2296
912833LR9	222628	2000	US TREASURY STRIP	05/21/2015	203,855.00	.000	05/15/2024	250,000.00	2.284	2296
912833LR9	226877	2000	US TREASURY STRI ZERO-% 5	05/26/2016	103,884.00	.000	05/15/2024	120,000.00	1.818	2296
912833LR9	227316	2000	US TREASURY STRI ZERO-% 5	07/15/2016	44,753.50	.000	05/15/2024	50,000.00	1.420	2296
912833LR9	227500	2000	US TREASURY STRI ZERO-% 5	07/29/2016	35,532.00	.000	05/15/2024	40,000.00	1.525	2296
912833LR9	227672	2000	US TREASURY STRI ZERO-% 5	08/12/2016	88,848.00	.000	05/15/2024	100,000.00	1.530	2296
912833LR9	231306	2000	S 0 05-15-24	05/11/2017	34,164.40	.000	05/15/2024	40,000.00	2.262	2296
912833LR9	231591	2000	S 0 05-15-24	06/02/2017	34,569.60	.000	05/15/2024	40,000.00	2.110	2296
31358C2C9	132101	2000	FNMA STRIP	03/06/2000	879,017.75	.000	08/07/2024	4,405,000.00	6.709	2380



Run Date: 2/5/2018 9:58:38 AM

Investments Outstanding As Of Date: 1/31/2018

INVENTORY BY MATURITY REPORT

CUSIP	Investment #	Fund	Issuer	Purchase Date	Current Book	Current Rate	Maturity Date	Current Par	YTM	Days to Maturity
912833LS7	178336	2000	US TREASURY STRIP	10/04/2006	20,983.50	.000	08/15/2024	50,000.00	4.920	2388
912833LS7	178590	2000	US TREASURY STRIP	10/26/2006	56,549.64	.000	08/15/2024	138,000.00	5.074	2388
912833LS7	179000	2000	US TREASURY STRIP	11/28/2006	21,524.00	.000	08/15/2024	50,000.00	4.815	2388
912833LS7	182224	2000	US TREASURY STRIP	08/28/2007	42,556.00	.000	08/15/2024	100,000.00	5.100	2388
912833LS7	182760	2000	US TREASURY STRIP	10/05/2007	43,684.00	.000	08/15/2024	100,000.00	4.973	2388
912833LS7	188071	2000	US TREASURY STRIP	09/15/2008	25,200.00	.000	08/15/2024	50,000.00	4.352	2388
912833LS7	188166	2010	US TREASURY STRIP	09/22/2008	297,624.96	.000	08/15/2024	576,000.00	4.197	2388
912833LS7	193257	2000	US TREASURY STRIP	08/18/2009	50,300.25	.000	08/15/2024	100,000.00	4.636	2388
912833LS7	199564	2000	US TREASURY STRIP	08/13/2010	29,634.00	.000	08/15/2024	50,000.00	3.770	2388
912833LS7	200627	2000	US TREASURY STRIP	09/24/2010	61,168.00	.000	08/15/2024	100,000.00	3.570	2388
912833LS7	207494	2000	US TREASURY STRIP	09/23/2011	35,735.50	.000	08/15/2024	50,000.00	2.622	2388
912833LS7	207864	2000	US TREASURY STRIP	10/31/2011	69,763.00	.000	08/15/2024	100,000.00	2.835	2388
912833LS7	207917	2000	US TREASURY STRIP	11/03/2011	34,779.50	.000	08/15/2024	50,000.00	2.860	2388
912833LS7	211243	2000	US TREASURY STRIP	08/17/2012	38,678.50	.000	08/15/2024	50,000.00	2.152	2388
912833LS7	211303	2000	US TREASURY STRIP	08/22/2012	76,301.00	.000	08/15/2024	100,000.00	2.270	2388
912833LS7	215298	2000	US TREASURY STRIP	08/16/2013	35,765.00	.000	08/15/2024	50,000.00	3.070	2388
912833LS7	215621	2000	US TREASURY STRIP	09/26/2013	35,911.50	.000	08/15/2024	50,000.00	3.064	2388
912833LS7	215885	2000	US TREASURY STRIP	11/01/2013	73,534.00	.000	08/15/2024	100,000.00	2.870	2388
912833LS7	218840	2000	US TREASURY STRIP	08/28/2014	310,592.00	.000	08/15/2024	400,000.00	2.555	2388
912833LS7	219032	2000	US TREASURY STRIP	09/18/2014	76,300.00	.000	08/15/2024	100,000.00	2.749	2388
912833LS7	219293	2000	US TREASURY STRIP	10/17/2014	31,700.40	.000	08/15/2024	40,000.00	2.380	2388
912833LS7	224332	2000	USTREASURYSTRIP	10/08/2015	83,224.00	.000	08/15/2024	100,000.00	2.085	2388
912833LS7	224486	2000	USTREASURYSTRIP	10/22/2015	83,108.00	.000	08/15/2024	100,000.00	2.110	2388
912833LS7	224564	2000	USTREASURYSTRIP	10/29/2015	33,210.40	.000	08/15/2024	40,000.00	2.126	2388
912833LS7	228076	2000	US TREASURY STRI ZERO-% 8	09/23/2016	44,020.50	.000	08/15/2024	50,000.00	1.620	2388
912833LS7	228288	2000	US TREASURY STRI ZERO-% 8	10/14/2016	218,855.00	.000	08/15/2024	250,000.00	1.705	2388
912833LS7	234131	2000	S 0 08-15-24	10/26/2017	34,282.00	.000	08/15/2024	40,000.00	2.280	2388
912833LS7	234155	2000	S 0 08-15-24	10/26/2017	42,881.00	.000	08/15/2024	50,000.00	2.270	2388
912833LS7	234190	2000	S 0 08-15-24	10/27/2017	21,413.00	.000	08/15/2024	25,000.00	2.290	2388
912833LT5	179298	2000	US TREASURY STRIP	12/18/2006	106,165.00	.000	11/15/2024	250,000.00	4.840	2480
912833LT5	183734	2000	US TREASURY STRIP	12/05/2007	23,205.00	.000	11/15/2024	50,000.00	4.582	2480
912833LT5	183941	2000	US TREASURY STRIP	12/19/2007	44,185.00	.000	11/15/2024	100,000.00	4.890	2480
912833LT5	184231	2000	US TREASURY STRIP	01/10/2008	70,140.00	.000	11/15/2024	150,000.00	4.564	2480



Run Date: 2/5/2018 9:58:38 AM

Investments Outstanding As Of Date: 1/31/2018

INVENTORY BY MATURITY REPORT

CUSIP	Investment #	Fund	Issuer	Purchase Date	Current Book	Current Rate	Maturity Date	Current Par	YTM	Days to Maturity
912833LT5	189218	2000	US TREASURY STRIP	11/21/2008	49,875.00	.000	11/15/2024	100,000.00	4.400	2480
912833LT5	189264	2000	US TREASURY STRIP	11/21/2008	2,600.00	.000	11/15/2024	5,000.00	4.133	2480
912833LT5	189963	2000	US TREASURY STRIP	01/12/2009	142,012.50	.000	11/15/2024	250,000.00	3.602	2480
912833LT5	190251	2000	US TREASURY STRIP	02/04/2009	52,959.00	.000	11/15/2024	100,000.00	4.070	2480
912833LT5	194197	2000	US TREASURY STRIP	11/24/2009	51,822.00	.000	11/15/2024	100,000.00	4.438	2480
912833LT5	194730	2000	US TREASURY STRIP	01/28/2010	25,675.50	.000	11/15/2024	50,000.00	4.556	2480
912833LT5	201936	2000	US TREASURY STRIP	11/17/2010	29,484.00	.000	11/15/2024	50,000.00	3.810	2480
912833LT5	202151	2000	US TREASURY STRIP	11/24/2010	28,988.50	.000	11/15/2024	50,000.00	3.939	2480
912833LT5	203391	2000	US TREASURY STRIP	01/31/2011	55,167.00	.000	11/15/2024	100,000.00	4.361	2480
912833LT5	212193	2000	US TREASURY STRIP	11/30/2012	116,995.50	.000	11/15/2024	150,000.00	2.089	2480
912833LT5	212323	2000	US TREASURY STRIP	12/13/2012	273,833.00	.000	11/15/2024	350,000.00	2.069	2480
912833LT5	212652	2000	US TREASURY STRIP	01/17/2013	38,165.50	.000	11/15/2024	50,000.00	2.297	2480
912833LT5	216072	2000	US TREASURY STRIP	11/21/2013	35,877.00	.000	11/15/2024	50,000.00	3.045	2480
912833LT5	216417	2000	US TREASURY STRIP	01/09/2014	70,073.00	.000	11/15/2024	100,000.00	3.305	2480
912833LT5	219694	2000	US TREASURY STRIP	11/20/2014	194,320.00	.000	11/15/2024	250,000.00	2.539	2480
912833LT5	220247	2000	US TREASURY STRIP	01/09/2015	40,861.50	.000	11/15/2024	50,000.00	2.060	2480
912833LT5	220349	2000	US TREASURY STRIP	01/20/2015	81,953.00	.000	11/15/2024	100,000.00	2.038	2480
912833LT5	220435	2000	US TREASURY STRIP	01/26/2015	83,001.00	.000	11/15/2024	100,000.00	1.910	2480
912833LT5	220456	2000	US TREASURY STRIP	01/26/2015	41,430.00	.000	11/15/2024	50,000.00	1.928	2480
912833LT5	220475	2000	US TREASURY STRIP	01/26/2015	33,142.40	.000	11/15/2024	40,000.00	1.928	2480
912833LT5	220504	2000	US TREASURY STRIP	01/27/2015	207,312.50	.000	11/15/2024	250,000.00	1.920	2480
912833LT5	220608	2000	US TREASURY STRIP	01/29/2015	206,422.50	.000	11/15/2024	250,000.00	1.965	2480
912833LT5	225022	2000	USTREASURYSTRIP	12/24/2015	204,282.50	.000	11/15/2024	250,000.00	2.284	2480
912833LT5	225344	2000	USTREASURYSTRIP	02/04/2016	83,692.00	.000	11/15/2024	100,000.00	2.039	2480
912833LT5	228573	2000	US TREASURY STRI ZERO-% 1	11/14/2016	15,608.88	.000	11/15/2024	18,000.00	1.789	2480
912833LT5	229113	2000	S 0 11-15-24	01/12/2017	16,626.80	.000	11/15/2024	20,000.00	2.370	2480
912833LT5	229116	2000	S 0 11-15-24	01/12/2017	16,626.80	.000	11/15/2024	20,000.00	2.370	2480
912833LT5	229261	2000	S 0 11-15-24	01/26/2017	207,385.00	.000	11/15/2024	250,000.00	2.410	2480
912833LT5	229399	2000	S 0 11-15-24	02/02/2017	33,095.20	.000	11/15/2024	40,000.00	2.450	2480
912833LT5	234359	2000	S 0 11-15-24	11/16/2017	85,095.00	.000	11/15/2024	100,000.00	2.320	2480
912833LT5	234932	2000	S 0 11-15-24	01/25/2018	33,507.60	.000	11/15/2024	40,000.00	2.620	2480
31359YCR6	173959	2000	FNMA STRIP	12/13/2005	98,180.60	.000	01/15/2025	266,000.00	5.290	2541
76116EGF1	179704	2000	REF CORP STRIP	01/31/2007	59,028.00	.000	01/15/2025	150,000.00	5.262	2541



Run Date: 2/5/2018 9:58:38 AM

Investments Outstanding As Of Date: 1/31/2018

INVENTORY BY MATURITY REPORT

CUSIP	Investment #	Fund	Issuer	Purchase Date	Current Book	Current Rate	Maturity Date	Current Par	YTM	Days to Maturity
31358C2D7	143508	2000	FNMA STRIP	08/10/2000	427,761.60	.000	02/07/2025	2,195,000.00	6.790	2564
912833LU2	180372	2000	US TREASURY STRIP	04/03/2007	20,723.00	.000	02/15/2025	50,000.00	4.990	2572
912833LU2	180524	2000	US TREASURY STRIP	04/12/2007	40,692.00	.000	02/15/2025	100,000.00	5.103	2572
912833LU2	180740	2000	US TREASURY STRIP	04/30/2007	41,671.00	.000	02/15/2025	100,000.00	4.980	2572
912833LU2	184842	2000	US TREASURY STRIP	02/28/2008	4,450.19	.000	02/15/2025	10,000.00	4.830	2572
912833LU2	185232	2000	US TREASURY STRIP	03/27/2008	4,740.00	.000	02/15/2025	10,000.00	4.470	2572
912833LU2	185275	2000	US TREASURY STRIP	03/28/2008	23,820.50	.000	02/15/2025	50,000.00	4.440	2572
912833LU2	185601	2000	US TREASURY STRIP	04/16/2008	23,797.00	.000	02/15/2025	50,000.00	4.460	2572
912833LU2	185623	2000	US TREASURY STRIP	04/16/2008	4,800.00	.000	02/15/2025	10,000.00	4.408	2572
912833LU2	185887	2000	US TREASURY STRIP	04/28/2008	11,305.75	.000	02/15/2025	25,000.00	4.780	2572
912833LU2	190601	2000	US TREASURY STRIP	02/27/2009	26,736.50	.000	02/15/2025	50,000.00	3.959	2572
912833LU2	190832	2000	US TREASURY STRIP	03/20/2009	26,256.50	.000	02/15/2025	50,000.00	4.090	2572
912833LU2	190958	2000	US TREASURY STRIP	03/30/2009	53,103.00	.000	02/15/2025	100,000.00	4.025	2572
912833LU2	191124	2000	US TREASURY STRIP	04/13/2009	2,750.00	.000	02/15/2025	5,000.00	3.809	2572
912833LU2	191215	2000	US TREASURY STRIP	04/16/2009	26,355.50	.000	02/15/2025	50,000.00	4.085	2572
912833LU2	191862	2000	US TREASURY STRIP	04/24/2009	26,435.00	.000	02/15/2025	50,000.00	4.072	2572
912833LU2	194861	2000	US TREASURY STRIP	02/08/2010	49,845.00	.000	02/15/2025	100,000.00	4.690	2572
912833LU2	195185	2000	US TREASURY STRIP	03/03/2010	25,037.00	.000	02/15/2025	50,000.00	4.679	2572
912833LU2	195392	2000	US TREASURY STRIP	03/12/2010	49,804.00	.000	02/15/2025	100,000.00	4.724	2572
912833LU2	195861	2000	US TREASURY STRIP	04/08/2010	24,416.00	.000	02/15/2025	50,000.00	4.883	2572
912833LU2	196886	2000	US TREASURY STRIP	04/30/2010	25,530.00	.000	02/15/2025	50,000.00	4.595	2572
912833LU2	203860	2000	US TREASURY STRIP	02/28/2011	27,180.00	.000	02/15/2025	50,000.00	4.413	2572
912833LU2	204507	2000	US TREASURY STRIP	04/12/2011	53,930.00	.000	02/15/2025	100,000.00	4.510	2572
912833LU2	205420	2000	US TREASURY STRIP	05/05/2011	56,398.00	.000	02/15/2025	100,000.00	4.199	2572
912833LU2	208703	2000	US TREASURY STRIP	02/16/2012	35,489.00	.000	02/15/2025	50,000.00	2.655	2572
912833LU2	208874	2000	US TREASURY STRIP	03/05/2012	71,366.00	.000	02/15/2025	100,000.00	2.622	2572
912833LU2	209013	2000	US TREASURY STRIP	03/19/2012	34,043.00	.000	02/15/2025	50,000.00	3.000	2572
912833LU2	209138	2000	US TREASURY STRIP	04/05/2012	34,583.00	.000	02/15/2025	50,000.00	2.887	2572
912833LU2	209930	2000	US TREASURY STRIP	04/30/2012	35,684.00	.000	02/15/2025	50,000.00	2.654	2572
912833LU2	213290	2000	US TREASURY STRIP	03/25/2013	37,514.00	.000	02/15/2025	50,000.00	2.430	2572
912833LU2	213362	2000	US TREASURY STRIP	03/28/2013	75,184.00	.000	02/15/2025	100,000.00	2.414	2572
912833LU2	213439	2000	US TREASURY STRIP	04/04/2013	38,052.50	.000	02/15/2025	50,000.00	2.314	2572
912833LU2	213506	2000	US TREASURY STRIP	04/12/2013	77,296.00	.000	02/15/2025	100,000.00	2.186	2572



Run Date: 2/5/2018 9:58:38 AM

Investments Outstanding As Of Date: 1/31/2018

INVENTORY BY MATURITY REPORT

CUSIP	Investment #	Fund	Issuer	Purchase Date	Current Book	Current Rate	Maturity Date	Current Par	YTM	Days to Maturity
912833LU2	214258	2000	US TREASURY STRIP	05/02/2013	78,032.00	.000	02/15/2025	100,000.00	2.115	2572
912833LU2	216912	2000	US TREASURY STRIP	03/21/2014	180,677.50	.000	02/15/2025	250,000.00	3.000	2572
912833LU2	220877	2000	US TREASURY STRIP	02/13/2015	32,390.80	.000	02/15/2025	40,000.00	2.120	2572
912833LU2	222351	2000	US TREASURY STRIP	04/30/2015	32,756.00	.000	02/15/2025	40,000.00	2.050	2572
912833LU2	225735	2000	USTREASURYSTRI	03/17/2016	33,329.60	.000	02/15/2025	40,000.00	2.057	2572
912833LU2	225748	2000	USTREASURYSTRI	03/17/2016	15,189.11	.000	02/15/2025	18,250.00	2.070	2572
912833LU2	229655	2000	S 0 02-15-25	02/24/2017	42,821.48	.000	02/15/2025	52,000.00	2.450	2572
912833LU2	230019	2000	S 0 02-15-25	03/24/2017	330,096.00	.000	02/15/2025	400,000.00	2.447	2572
912833LU2	230114	2000	S 0 02-15-25	03/30/2017	207,365.00	.000	02/15/2025	250,000.00	2.387	2572
912833LU2	230234	2000	S 0 02-15-25	04/06/2017	41,675.00	.000	02/15/2025	50,000.00	2.330	2572
912833LU2	230355	2000	S 0 02-15-25	04/17/2017	33,492.80	.000	02/15/2025	40,000.00	2.280	2572
912833LU2	230990	2000	S 0 02-15-25	04/28/2017	209,797.50	.000	02/15/2025	250,000.00	2.260	2572
31364DKF2	128970	2000	FNMA STRIP	02/07/2000	223,375.00	.000	04/08/2025	1,250,000.00	6.961	2624
912833LV0	181171	2000	US TREASURY STRIP	05/31/2007	19,959.50	.000	05/15/2025	50,000.00	5.180	2661
912833LV0	181419	2000	US TREASURY STRIP	06/26/2007	19,228.50	.000	05/15/2025	50,000.00	5.415	2661
912833LV0	181560	2000	US TREASURY STRIP	07/06/2007	19,671.00	.000	05/15/2025	50,000.00	5.292	2661
912833LV0	181866	2000	US TREASURY STRIP	07/30/2007	40,080.00	.000	05/15/2025	100,000.00	5.205	2661
912833LV0	186338	2010	US TREASURY STRIP	05/22/2008	3,362,475.66	.000	05/15/2025	7,538,000.00	4.811	2661
912833LV0	186424	2000	US TREASURY STRIP	05/27/2008	22,582.00	.000	05/15/2025	50,000.00	4.740	2661
912833LV0	186669	2000	US TREASURY STRIP	06/09/2008	11,087.50	.000	05/15/2025	25,000.00	4.860	2661
912833LV0	187232	2000	US TREASURY STRIP	07/11/2008	4,607.10	.000	05/15/2025	10,000.00	4.654	2661
912833LV0	192221	2000	US TREASURY STRIP	05/13/2009	72,570.00	.000	05/15/2025	150,000.00	4.588	2661
912833LV0	193239	2000	US TREASURY STRIP	08/18/2009	23,949.52	.000	05/15/2025	50,000.00	4.731	2661
912833LV0	197106	2000	US TREASURY STRIP	05/11/2010	159,702.01	.000	05/15/2025	306,000.00	4.379	2661
912833LV0	197199	2000	US TREASURY STRIP	05/14/2010	12,980.00	.000	05/15/2025	25,000.00	4.417	2661
912833LV0	198379	2000	US TREASURY STRIP	06/30/2010	27,752.50	.000	05/15/2025	50,000.00	3.997	2661
912833LV0	198708	2000	US TREASURY STRIP	07/13/2010	55,350.00	.000	05/15/2025	100,000.00	4.026	2661
912833LV0	205479	2000	US TREASURY STRIP	05/09/2011	56,083.00	.000	05/15/2025	100,000.00	4.169	2661
912833LV0	206124	2000	US TREASURY STRIP	06/13/2011	58,012.00	.000	05/15/2025	100,000.00	3.950	2661
912833LV0	206330	2000	US TREASURY STRIP	06/23/2011	28,997.00	.000	05/15/2025	50,000.00	3.960	2661
912833LV0	206376	2000	US TREASURY STRIP	06/27/2011	28,917.00	.000	05/15/2025	50,000.00	3.983	2661
912833LV0	210183	2000	US TREASURY STRIP	05/16/2012	36,274.50	.000	05/15/2025	50,000.00	2.484	2661
912833LV0	210398	2000	US TREASURY STRIP	06/06/2012	38,344.00	.000	05/15/2025	50,000.00	2.062	2661



Run Date: 2/5/2018 9:58:38 AM

Investments Outstanding As Of Date: 1/31/2018

INVENTORY BY MATURITY REPORT

CUSIP	Investment #	Fund	Issuer	Purchase Date	Current Book	Current Rate	Maturity Date	Current Par	YTM	Days to Maturity
912833LV0	210604	2000	US TREASURY STRIP	06/25/2012	37,390.00	.000	05/15/2025	50,000.00	2.268	2661
912833LV0	214709	2000	US TREASURY STRIP	06/17/2013	36,371.00	.000	05/15/2025	50,000.00	2.690	2661
912833LV0	218187	2000	US TREASURY STRIP	06/26/2014	36,586.50	.000	05/15/2025	50,000.00	2.890	2661
912833LV0	218213	2000	US TREASURY STRIP	06/27/2014	36,483.50	.000	05/15/2025	50,000.00	2.917	2661
912833LV0	218583	2000	US TREASURY STRIP	07/31/2014	37,316.00	.000	05/15/2025	50,000.00	2.730	2661
912833LV0	222630	2000	US TREASURY STRIP	05/21/2015	197,090.00	.000	05/15/2025	250,000.00	2.396	2661
912833LV0	226878	2000	US TREASURY STRI ZERO-% 5	05/26/2016	101,092.80	.000	05/15/2025	120,000.00	1.921	2661
912833LV0	227317	2000	US TREASURY STRI ZERO-% 5	07/15/2016	43,758.50	.000	05/15/2025	50,000.00	1.515	2661
912833LV0	227501	2000	US TREASURY STRI ZERO-% 5	07/29/2016	34,722.80	.000	05/15/2025	40,000.00	1.615	2661
912833LV0	227673	2000	US TREASURY STRI ZERO-% 5	08/12/2016	86,709.00	.000	05/15/2025	100,000.00	1.635	2661
912833LV0	231307	2000	S O 05-15-25	05/11/2017	33,151.20	.000	05/15/2025	40,000.00	2.358	2661
912833LV0	231594	2000	S O 05-15-25	06/02/2017	33,612.80	.000	05/15/2025	40,000.00	2.200	2661
912833LW8	178337	2000	US TREASURY STRIP	10/04/2006	20,025.00	.000	08/15/2025	50,000.00	4.910	2753
912833LW8	178591	2000	US TREASURY STRIP	10/26/2006	53,924.88	.000	08/15/2025	138,000.00	5.060	2753
912833LW8	179001	2000	US TREASURY STRIP	11/28/2006	20,561.50	.000	08/15/2025	50,000.00	4.805	2753
912833LW8	182225	2000	US TREASURY STRIP	08/28/2007	40,395.00	.000	08/15/2025	100,000.00	5.110	2753
912833LW8	182556	2000	US TREASURY STRIP	09/25/2007	40,300.00	.000	08/15/2025	100,000.00	5.146	2753
912833LW8	182761	2000	US TREASURY STRIP	10/05/2007	41,591.00	.000	08/15/2025	100,000.00	4.972	2753
912833LW8	188072	2000	US TREASURY STRIP	09/15/2008	23,900.00	.000	08/15/2025	50,000.00	4.412	2753
912833LW8	188167	2010	US TREASURY STRIP	09/22/2008	283,253.76	.000	08/15/2025	576,000.00	4.245	2753
912833LW8	193258	2000	US TREASURY STRIP	08/18/2009	47,575.25	.000	08/15/2025	100,000.00	4.700	2753
912833LW8	199566	2000	US TREASURY STRIP	08/13/2010	28,213.50	.000	08/15/2025	50,000.00	3.850	2753
912833LW8	200628	2000	US TREASURY STRIP	09/24/2010	58,269.00	.000	08/15/2025	100,000.00	3.660	2753
912833LW8	207495	2000	US TREASURY STRIP	09/23/2011	34,194.00	.000	08/15/2025	50,000.00	2.754	2753
912833LW8	207865	2000	US TREASURY STRIP	10/31/2011	66,683.00	.000	08/15/2025	100,000.00	2.960	2753
912833LW8	207918	2000	US TREASURY STRIP	11/03/2011	33,304.50	.000	08/15/2025	50,000.00	2.970	2753
912833LW8	211244	2000	US TREASURY STRIP	08/17/2012	37,131.50	.000	08/15/2025	50,000.00	2.303	2753
912833LW8	211304	2000	US TREASURY STRIP	08/22/2012	73,174.00	.000	08/15/2025	100,000.00	2.421	2753
912833LW8	215299	2000	US TREASURY STRIP	08/16/2013	34,042.50	.000	08/15/2025	50,000.00	3.230	2753
912833LW8	215622	2000	US TREASURY STRIP	09/26/2013	34,202.00	.000	08/15/2025	50,000.00	3.221	2753
912833LW8	215886	2000	US TREASURY STRIP	11/01/2013	70,071.00	.000	08/15/2025	100,000.00	3.040	2753
912833LW8	218841	2000	US TREASURY STRIP	08/28/2014	299,544.00	.000	08/15/2025	400,000.00	2.655	2753
912833LW8	219033	2000	US TREASURY STRIP	09/18/2014	73,400.00	.000	08/15/2025	100,000.00	2.855	2753



Run Date: 2/5/2018 9:58:38 AM

Investments Outstanding As Of Date: 1/31/2018

INVENTORY BY MATURITY REPORT

CUSIP	Investment #	Fund	Issuer	Purchase Date	Current Book	Current Rate	Maturity Date	Current Par	YTM	Days to Maturity
912833LW8	219294	2000	US TREASURY STRIP	10/17/2014	30,580.80	.000	08/15/2025	40,000.00	2.495	2753
912833LW8	224333	2000	USTREASURYSTRIP	10/08/2015	80,922.00	.000	08/15/2025	100,000.00	2.160	2753
912833LW8	224487	2000	USTREASURYSTRIP	10/22/2015	80,988.00	.000	08/15/2025	100,000.00	2.160	2753
912833LW8	224565	2000	USTREASURYSTRIP	10/29/2015	32,300.00	.000	08/15/2025	40,000.00	2.195	2753
912833LW8	228077	2000	US TREASURY STRI ZERO-% 8	09/23/2016	42,954.50	.000	08/15/2025	50,000.00	1.715	2753
912833LW8	228289	2000	US TREASURY STRI ZERO-% 8	10/14/2016	213,387.50	.000	08/15/2025	250,000.00	1.800	2753
912833LW8	234132	2000	S 0 08-15-25	10/26/2017	33,358.80	.000	08/15/2025	40,000.00	2.340	2753
912833LW8	234156	2000	S 0 08-15-25	10/26/2017	41,698.50	.000	08/15/2025	50,000.00	2.340	2753
912833LW8	234191	2000	S 0 08-15-25	10/27/2017	20,818.25	.000	08/15/2025	25,000.00	2.360	2753
912833LX6	179299	2000	US TREASURY STRIP	12/18/2006	101,300.00	.000	11/15/2025	250,000.00	4.835	2845
912833LX6	179705	2000	US TREASURY STRIP	01/31/2007	57,760.50	.000	11/15/2025	150,000.00	5.145	2845
912833LX6	183735	2000	US TREASURY STRIP	12/05/2007	22,105.00	.000	11/15/2025	50,000.00	4.601	2845
912833LX6	183942	2000	US TREASURY STRIP	12/19/2007	42,101.00	.000	11/15/2025	100,000.00	4.890	2845
912833LX6	184232	2000	US TREASURY STRIP	01/10/2008	66,975.00	.000	11/15/2025	150,000.00	4.570	2845
912833LX6	189219	2000	US TREASURY STRIP	11/21/2008	46,964.00	.000	11/15/2025	100,000.00	4.500	2845
912833LX6	189266	2000	US TREASURY STRIP	11/21/2008	2,400.00	.000	11/15/2025	5,000.00	4.369	2845
912833LX6	189964	2000	US TREASURY STRIP	01/12/2009	137,542.50	.000	11/15/2025	250,000.00	3.580	2845
912833LX6	190252	2000	US TREASURY STRIP	02/04/2009	52,010.00	.000	11/15/2025	100,000.00	3.935	2845
912833LX6	194198	2000	US TREASURY STRIP	11/24/2009	49,295.00	.000	11/15/2025	100,000.00	4.477	2845
912833LX6	194731	2000	US TREASURY STRIP	01/28/2010	24,260.00	.000	11/15/2025	50,000.00	4.631	2845
912833LX6	201937	2000	US TREASURY STRIP	11/17/2010	27,772.50	.000	11/15/2025	50,000.00	3.960	2845
912833LX6	202152	2000	US TREASURY STRIP	11/24/2010	27,348.50	.000	11/15/2025	50,000.00	4.070	2845
912833LX6	203392	2000	US TREASURY STRIP	01/31/2011	52,041.00	.000	11/15/2025	100,000.00	4.466	2845
912833LX6	212194	2000	US TREASURY STRIP	11/30/2012	112,654.50	.000	11/15/2025	150,000.00	2.222	2845
912833LX6	212324	2000	US TREASURY STRIP	12/13/2012	263,497.50	.000	11/15/2025	350,000.00	2.209	2845
912833LX6	212653	2000	US TREASURY STRIP	01/17/2013	36,596.50	.000	11/15/2025	50,000.00	2.448	2845
912833LX6	216073	2000	US TREASURY STRIP	11/21/2013	34,077.50	.000	11/15/2025	50,000.00	3.225	2845
912833LX6	216418	2000	US TREASURY STRIP	01/09/2014	66,572.00	.000	11/15/2025	100,000.00	3.464	2845
912833LX6	219697	2000	US TREASURY STRIP	11/20/2014	187,192.50	.000	11/15/2025	250,000.00	2.651	2845
912833LX6	220248	2000	US TREASURY STRIP	01/09/2015	39,733.00	.000	11/15/2025	50,000.00	2.130	2845
912833LX6	220350	2000	US TREASURY STRIP	01/20/2015	79,626.00	.000	11/15/2025	100,000.00	2.117	2845
912833LX6	220436	2000	US TREASURY STRIP	01/26/2015	80,658.00	.000	11/15/2025	100,000.00	2.000	2845
912833LX6	220457	2000	US TREASURY STRIP	01/26/2015	40,253.50	.000	11/15/2025	50,000.00	2.018	2845



Run Date: 2/5/2018 9:58:38 AM

Investments Outstanding As Of Date: 1/31/2018

INVENTORY BY MATURITY REPORT

CUSIP	Investment #	Fund	Issuer	Purchase Date	Current Book	Current Rate	Maturity Date	Current Par	YTM	Days to Maturity
912833LX6	220476	2000	US TREASURY STRIP	01/26/2015	32,211.60	.000	11/15/2025	40,000.00	2.015	2845
912833LX6	220505	2000	US TREASURY STRIP	01/27/2015	201,440.00	.000	11/15/2025	250,000.00	2.010	2845
912833LX6	220609	2000	US TREASURY STRIP	01/29/2015	200,487.50	.000	11/15/2025	250,000.00	2.055	2845
912833LX6	225023	2000	USTREASURYSTRI	12/24/2015	198,137.50	.000	11/15/2025	250,000.00	2.364	2845
912833LX6	225362	2000	USTREASURYSTRI	02/04/2016	81,233.00	.000	11/15/2025	100,000.00	2.137	2845
912833LX6	228574	2000	US TREASURY STRI ZERO-% 1	11/14/2016	15,188.94	.000	11/15/2025	18,000.00	1.895	2845
912833LX6	229118	2000	S 0 11-15-25	01/12/2017	16,070.40	.000	11/15/2025	20,000.00	2.490	2845
912833LX6	229119	2000	S 0 11-15-25	01/12/2017	16,070.40	.000	11/15/2025	20,000.00	2.490	2845
912833LX6	229262	2000	S 0 11-15-25	01/26/2017	200,375.00	.000	11/15/2025	250,000.00	2.530	2845
912833LX6	229408	2000	S 0 11-15-25	02/02/2017	31,964.40	.000	11/15/2025	40,000.00	2.570	2845
912833LX6	234360	2000	S 0 11-15-25	11/16/2017	82,696.00	.000	11/15/2025	100,000.00	2.390	2845
912833LX6	234933	2000	S 0 11-15-25	01/25/2018	32,496.40	.000	11/15/2025	40,000.00	2.680	2845
31359YCT2	147430	2000	FNMA STRIP	03/07/2001	510,114.50	.000	01/15/2026	2,350,000.00	6.240	2906
31359YCT2	173960	2000	FNMA STRIP	12/13/2005	94,640.82	.000	01/15/2026	267,000.00	5.230	2906
912833LY4	180373	2000	US TREASURY STRIP	04/03/2007	19,799.00	.000	02/15/2026	50,000.00	4.970	2937
912833LY4	180525	2000	US TREASURY STRIP	04/12/2007	38,853.00	.000	02/15/2026	100,000.00	5.080	2937
912833LY4	180741	2000	US TREASURY STRIP	04/30/2007	39,780.00	.000	02/15/2026	100,000.00	4.965	2937
912833LY4	184843	2000	US TREASURY STRIP	02/28/2008	4,213.13	.000	02/15/2026	10,000.00	4.870	2937
912833LY4	185233	2000	US TREASURY STRIP	03/27/2008	4,515.00	.000	02/15/2026	10,000.00	4.495	2937
912833LY4	185276	2000	US TREASURY STRIP	03/28/2008	22,677.50	.000	02/15/2026	50,000.00	4.470	2937
912833LY4	185602	2000	US TREASURY STRIP	04/16/2008	22,691.00	.000	02/15/2026	50,000.00	4.480	2937
912833LY4	185624	2000	US TREASURY STRIP	04/16/2008	4,560.00	.000	02/15/2026	10,000.00	4.452	2937
912833LY4	185888	2000	US TREASURY STRIP	04/28/2008	10,765.25	.000	02/15/2026	25,000.00	4.790	2937
912833LY4	190602	2000	US TREASURY STRIP	02/27/2009	26,175.00	.000	02/15/2026	50,000.00	3.851	2937
912833LY4	190833	2000	US TREASURY STRIP	03/20/2009	25,593.50	.000	02/15/2026	50,000.00	4.000	2937
912833LY4	190959	2000	US TREASURY STRIP	03/30/2009	51,783.00	.000	02/15/2026	100,000.00	3.937	2937
912833LY4	191125	2000	US TREASURY STRIP	04/13/2009	2,650.00	.000	02/15/2026	5,000.00	3.805	2937
912833LY4	191216	2000	US TREASURY STRIP	04/16/2009	25,434.50	.000	02/15/2026	50,000.00	4.056	2937
912833LY4	191863	2000	US TREASURY STRIP	04/24/2009	25,615.00	.000	02/15/2026	50,000.00	4.018	2937
912833LY4	194862	2000	US TREASURY STRIP	02/08/2010	47,142.00	.000	02/15/2026	100,000.00	4.750	2937
912833LY4	195186	2000	US TREASURY STRIP	03/03/2010	23,685.00	.000	02/15/2026	50,000.00	4.738	2937
912833LY4	195393	2000	US TREASURY STRIP	03/12/2010	47,053.00	.000	02/15/2026	100,000.00	4.789	2937
912833LY4	195862	2000	US TREASURY STRIP	04/08/2010	23,146.50	.000	02/15/2026	50,000.00	4.917	2937



Run Date: 2/5/2018 9:58:38 AM

Investments Outstanding As Of Date: 1/31/2018

INVENTORY BY MATURITY REPORT

CUSIP	Investment #	Fund	Issuer	Purchase Date	Current Book	Current Rate	Maturity Date	Current Par	YTM	Days to Maturity
912833LY4	196887	2000	US TREASURY STRIP	04/30/2010	24,162.00	.000	02/15/2026	50,000.00	4.657	2937
912833LY4	203861	2000	US TREASURY STRIP	02/28/2011	25,573.50	.000	02/15/2026	50,000.00	4.531	2937
912833LY4	204508	2000	US TREASURY STRIP	04/12/2011	50,687.00	.000	02/15/2026	100,000.00	4.630	2937
912833LY4	205421	2000	US TREASURY STRIP	05/05/2011	53,309.00	.000	02/15/2026	100,000.00	4.301	2937
912833LY4	208704	2000	US TREASURY STRIP	02/16/2012	33,903.00	.000	02/15/2026	50,000.00	2.795	2937
912833LY4	208875	2000	US TREASURY STRIP	03/05/2012	68,232.00	.000	02/15/2026	100,000.00	2.759	2937
912833LY4	209014	2000	US TREASURY STRIP	03/19/2012	32,461.00	.000	02/15/2026	50,000.00	3.130	2937
912833LY4	209139	2000	US TREASURY STRIP	04/05/2012	32,969.50	.000	02/15/2026	50,000.00	3.027	2937
912833LY4	209931	2000	US TREASURY STRIP	04/30/2012	34,113.50	.000	02/15/2026	50,000.00	2.791	2937
912833LY4	213291	2000	US TREASURY STRIP	03/25/2013	35,926.00	.000	02/15/2026	50,000.00	2.580	2937
912833LY4	213363	2000	US TREASURY STRIP	03/28/2013	71,968.00	.000	02/15/2026	100,000.00	2.569	2937
912833LY4	213440	2000	US TREASURY STRIP	04/04/2013	36,465.50	.000	02/15/2026	50,000.00	2.468	2937
912833LY4	213507	2000	US TREASURY STRIP	04/12/2013	74,206.00	.000	02/15/2026	100,000.00	2.336	2937
912833LY4	214259	2000	US TREASURY STRIP	05/02/2013	75,019.00	.000	02/15/2026	100,000.00	2.260	2937
912833LY4	216913	2000	US TREASURY STRIP	03/21/2014	172,722.50	.000	02/15/2026	250,000.00	3.130	2937
912833LY4	220878	2000	US TREASURY STRIP	02/13/2015	31,457.20	.000	02/15/2026	40,000.00	2.195	2937
912833LY4	222352	2000	US TREASURY STRIP	04/30/2015	31,754.00	.000	02/15/2026	40,000.00	2.150	2937
912833LY4	225737	2000	USTREASURYSTRI	03/17/2016	32,494.40	.000	02/15/2026	40,000.00	2.107	2937
912833LY4	225751	2000	USTREASURYSTRI	03/17/2016	14,835.79	.000	02/15/2026	18,250.00	2.100	2937
912833LY4	229658	2000	S 0 02-15-26	02/24/2017	41,422.68	.000	02/15/2026	52,000.00	2.550	2937
912833LY4	230020	2000	S 0 02-15-26	03/24/2017	319,512.00	.000	02/15/2026	400,000.00	2.541	2937
912833LY4	230115	2000	S 0 02-15-26	03/30/2017	200,852.50	.000	02/15/2026	250,000.00	2.480	2937
912833LY4	230236	2000	S 0 02-15-26	04/06/2017	40,330.00	.000	02/15/2026	50,000.00	2.440	2937
912833LY4	230332	2000	S 0 02-15-26	04/17/2017	32,457.60	.000	02/15/2026	40,000.00	2.380	2937
912833LY4	230991	2000	S 0 02-15-26	04/28/2017	203,005.00	.000	02/15/2026	250,000.00	2.380	2937
912833LZ1	181172	2000	US TREASURY STRIP	05/31/2007	19,017.50	.000	05/15/2026	50,000.00	5.165	3026
912833LZ1	181420	2000	US TREASURY STRIP	06/26/2007	18,312.00	.000	05/15/2026	50,000.00	5.390	3026
912833LZ1	181561	2000	US TREASURY STRIP	07/06/2007	18,763.50	.000	05/15/2026	50,000.00	5.265	3026
912833LZ1	181867	2000	US TREASURY STRIP	07/30/2007	38,682.00	.000	05/15/2026	100,000.00	5.118	3026
912833LZ1	186339	2010	US TREASURY STRIP	05/22/2008	3,186,689.50	.000	05/15/2026	7,538,000.00	4.846	3026
912833LZ1	186425	2000	US TREASURY STRIP	05/27/2008	21,435.50	.000	05/15/2026	50,000.00	4.770	3026
912833LZ1	186670	2000	US TREASURY STRIP	06/09/2008	10,521.50	.000	05/15/2026	25,000.00	4.885	3026
912833LZ1	187233	2000	US TREASURY STRIP	07/11/2008	4,375.40	.000	05/15/2026	10,000.00	4.686	3026



Run Date: 2/5/2018 9:58:38 AM

Investments Outstanding As Of Date: 1/31/2018

INVENTORY BY MATURITY REPORT

CUSIP	Investment #	Fund	Issuer	Purchase Date	Current Book	Current Rate	Maturity Date	Current Par	YTM	Days to Maturity
912833LZ1	192223	2000	US TREASURY STRIP	05/13/2009	69,570.00	.000	05/15/2026	150,000.00	4.569	3026
912833LZ1	193240	2000	US TREASURY STRIP	08/18/2009	22,818.09	.000	05/15/2026	50,000.00	4.741	3026
912833LZ1	197107	2000	US TREASURY STRIP	05/11/2010	152,333.53	.000	05/15/2026	306,000.00	4.404	3026
912833LZ1	197200	2000	US TREASURY STRIP	05/14/2010	12,415.50	.000	05/15/2026	25,000.00	4.422	3026
912833LZ1	198380	2000	US TREASURY STRIP	06/30/2010	26,638.50	.000	05/15/2026	50,000.00	4.006	3026
912833LZ1	198709	2000	US TREASURY STRIP	07/13/2010	52,800.00	.000	05/15/2026	100,000.00	4.073	3026
912833LZ1	205480	2000	US TREASURY STRIP	05/09/2011	53,069.00	.000	05/15/2026	100,000.00	4.264	3026
912833LZ1	206125	2000	US TREASURY STRIP	06/13/2011	54,735.00	.000	05/15/2026	100,000.00	4.080	3026
912833LZ1	206329	2000	US TREASURY STRIP	06/23/2011	27,378.00	.000	05/15/2026	50,000.00	4.085	3026
912833LZ1	206377	2000	US TREASURY STRIP	06/27/2011	27,336.00	.000	05/15/2026	50,000.00	4.098	3026
912833LZ1	210184	2000	US TREASURY STRIP	05/16/2012	34,813.50	.000	05/15/2026	50,000.00	2.603	3026
912833LZ1	210399	2000	US TREASURY STRIP	06/06/2012	37,100.50	.000	05/15/2026	50,000.00	2.152	3026
912833LZ1	210605	2000	US TREASURY STRIP	06/25/2012	35,983.00	.000	05/15/2026	50,000.00	2.383	3026
912833LZ1	214711	2000	US TREASURY STRIP	06/17/2013	34,742.00	.000	05/15/2026	50,000.00	2.840	3026
912833LZ1	218188	2000	US TREASURY STRIP	06/26/2014	35,096.50	.000	05/15/2026	50,000.00	3.000	3026
912833LZ1	218214	2000	US TREASURY STRIP	06/27/2014	34,972.00	.000	05/15/2026	50,000.00	3.031	3026
912833LZ1	218584	2000	US TREASURY STRIP	07/31/2014	35,898.00	.000	05/15/2026	50,000.00	2.830	3026
912833LZ1	222625	2000	US TREASURY STRIP	05/21/2015	190,472.50	.000	05/15/2026	250,000.00	2.491	3026
912833LZ1	226879	2000	US TREASURY STRI ZERO-% 5	05/26/2016	98,467.20	.000	05/15/2026	120,000.00	1.993	3026
912833LZ1	227318	2000	US TREASURY STRI ZERO-% 5	07/15/2016	42,705.50	.000	05/15/2026	50,000.00	1.610	3026
912833LZ1	227502	2000	US TREASURY STRI ZERO-% 5	07/29/2016	33,887.60	.000	05/15/2026	40,000.00	1.700	3026
912833LZ1	227674	2000	US TREASURY STRI ZERO-% 5	08/12/2016	84,773.00	.000	05/15/2026	100,000.00	1.700	3026
912833LZ1	231308	2000	S O 05-15-26	05/11/2017	32,076.40	.000	05/15/2026	40,000.00	2.465	3026
912833LZ1	231596	2000	S O 05-15-26	06/02/2017	32,552.40	.000	05/15/2026	40,000.00	2.315	3026
912833PA2	178592	2000	US TREASURY STRIP	10/26/2006	51,376.02	.000	08/15/2026	138,000.00	5.052	3118
912833PA2	182226	2000	US TREASURY STRIP	08/28/2007	38,478.00	.000	08/15/2026	100,000.00	5.100	3118
912833PA2	182557	2000	US TREASURY STRIP	09/25/2007	38,190.00	.000	08/15/2026	100,000.00	5.162	3118
912833PA2	182762	2000	US TREASURY STRIP	10/05/2007	39,670.00	.000	08/15/2026	100,000.00	4.963	3118
912833PA2	188073	2000	US TREASURY STRIP	09/15/2008	22,725.00	.000	08/15/2026	50,000.00	4.450	3118
912833PA2	188168	2010	US TREASURY STRIP	09/22/2008	269,706.24	.000	08/15/2026	576,000.00	4.285	3118
912833PA2	193259	2000	US TREASURY STRIP	08/18/2009	45,523.25	.000	08/15/2026	100,000.00	4.685	3118
912833PA2	199565	2000	US TREASURY STRIP	08/13/2010	26,882.00	.000	08/15/2026	50,000.00	3.915	3118
912833PA2	200629	2000	US TREASURY STRIP	09/24/2010	55,583.00	.000	08/15/2026	100,000.00	3.730	3118



Run Date: 2/5/2018 9:58:38 AM

Investments Outstanding As Of Date: 1/31/2018

INVENTORY BY MATURITY REPORT

CUSIP	Investment #	Fund	Issuer	Purchase Date	Current Book	Current Rate	Maturity Date	Current Par	YTM	Days to Maturity
912833PA2	207496	2000	US TREASURY STRIP	09/23/2011	32,702.00	.000	08/15/2026	50,000.00	2.871	3118
912833PA2	207866	2000	US TREASURY STRIP	10/31/2011	63,816.00	.000	08/15/2026	100,000.00	3.060	3118
912833PA2	207919	2000	US TREASURY STRIP	11/03/2011	31,800.00	.000	08/15/2026	50,000.00	3.085	3118
912833PA2	211245	2000	US TREASURY STRIP	08/17/2012	35,713.50	.000	08/15/2026	50,000.00	2.419	3118
912833PA2	211305	2000	US TREASURY STRIP	08/22/2012	70,279.00	.000	08/15/2026	100,000.00	2.539	3118
912833PA2	215300	2000	US TREASURY STRIP	08/16/2013	32,384.00	.000	08/15/2026	50,000.00	3.370	3118
912833PA2	215623	2000	US TREASURY STRIP	09/26/2013	32,573.00	.000	08/15/2026	50,000.00	3.353	3118
912833PA2	215887	2000	US TREASURY STRIP	11/01/2013	66,885.00	.000	08/15/2026	100,000.00	3.170	3118
912833PA2	218842	2000	US TREASURY STRIP	08/28/2014	288,496.00	.000	08/15/2026	400,000.00	2.750	3118
912833PA2	219034	2000	US TREASURY STRIP	09/18/2014	70,600.00	.000	08/15/2026	100,000.00	2.945	3118
912833PA2	219295	2000	US TREASURY STRIP	10/17/2014	29,502.80	.000	08/15/2026	40,000.00	2.590	3118
912833PA2	224334	2000	USTREASURYSTRIP	10/08/2015	78,356.00	.000	08/15/2026	100,000.00	2.260	3118
912833PA2	224488	2000	USTREASURYSTRIP	10/22/2015	78,255.00	.000	08/15/2026	100,000.00	2.280	3118
912833PA2	224566	2000	USTREASURYSTRIP	10/29/2015	31,222.80	.000	08/15/2026	40,000.00	2.308	3118
912833PA2	228078	2000	US TREASURY STRI ZERO-% 8	09/23/2016	41,835.50	.000	08/15/2026	50,000.00	1.810	3118
912833PA2	228290	2000	US TREASURY STRI ZERO-% 8	10/14/2016	207,565.00	.000	08/15/2026	250,000.00	1.900	3118
912833PA2	234133	2000	S 0 08-15-26	10/26/2017	32,393.60	.000	08/15/2026	40,000.00	2.410	3118
912833PA2	234157	2000	S 0 08-15-26	10/26/2017	40,492.00	.000	08/15/2026	50,000.00	2.410	3118
912833PA2	234192	2000	S 0 08-15-26	10/27/2017	20,212.25	.000	08/15/2026	25,000.00	2.430	3118
912833PBO	183736	2000	US TREASURY STRIP	12/05/2007	21,105.00	.000	11/15/2026	50,000.00	4.605	3210
912833PBO	183943	2000	US TREASURY STRIP	12/19/2007	42,689.00	.000	11/15/2026	100,000.00	4.553	3210
912833PBO	184233	2000	US TREASURY STRIP	01/10/2008	64,200.00	.000	11/15/2026	150,000.00	4.554	3210
912833PBO	189220	2000	US TREASURY STRIP	11/21/2008	44,605.00	.000	11/15/2026	100,000.00	4.540	3210
912833PBO	189267	2000	US TREASURY STRIP	11/21/2008	2,250.00	.000	11/15/2026	5,000.00	4.490	3210
912833PBO	189965	2000	US TREASURY STRIP	01/12/2009	132,050.00	.000	11/15/2026	250,000.00	3.610	3210
912833PBO	190254	2000	US TREASURY STRIP	02/04/2009	49,718.00	.000	11/15/2026	100,000.00	3.970	3210
912833PBO	194199	2000	US TREASURY STRIP	11/24/2009	46,951.00	.000	11/15/2026	100,000.00	4.504	3210
912833PBO	194732	2000	US TREASURY STRIP	01/28/2010	23,034.00	.000	11/15/2026	50,000.00	4.668	3210
912833PBO	201938	2000	US TREASURY STRIP	11/17/2010	26,084.00	.000	11/15/2026	50,000.00	4.110	3210
912833PBO	202153	2000	US TREASURY STRIP	11/24/2010	25,675.00	.000	11/15/2026	50,000.00	4.216	3210
912833PBO	203393	2000	US TREASURY STRIP	01/31/2011	48,751.00	.000	11/15/2026	100,000.00	4.603	3210
912833PBO	212195	2000	US TREASURY STRIP	11/30/2012	108,349.50	.000	11/15/2026	150,000.00	2.344	3210
912833PBO	212325	2000	US TREASURY STRIP	12/13/2012	253,270.50	.000	11/15/2026	350,000.00	2.337	3210



Run Date: 2/5/2018 9:58:38 AM

Investments Outstanding As Of Date: 1/31/2018

INVENTORY BY MATURITY REPORT

CUSIP	Investment #	Fund	Issuer	Purchase Date	Current Book	Current Rate	Maturity Date	Current Par	YTM	Days to Maturity
912833PBO	212654	2000	US TREASURY STRIP	01/17/2013	35,098.00	.000	11/15/2026	50,000.00	2.576	3210
912833PBO	216074	2000	US TREASURY STRIP	11/21/2013	32,461.00	.000	11/15/2026	50,000.00	3.355	3210
912833PBO	216419	2000	US TREASURY STRIP	01/09/2014	63,370.00	.000	11/15/2026	100,000.00	3.582	3210
912833PBO	219700	2000	US TREASURY STRIP	11/20/2014	180,460.00	.000	11/15/2026	250,000.00	2.738	3210
912833PBO	220249	2000	US TREASURY STRIP	01/09/2015	38,582.00	.000	11/15/2026	50,000.00	2.200	3210
912833PBO	220351	2000	US TREASURY STRIP	01/20/2015	77,161.00	.000	11/15/2026	100,000.00	2.206	3210
912833PBO	220437	2000	US TREASURY STRIP	01/26/2015	78,333.00	.000	11/15/2026	100,000.00	2.080	3210
912833PBO	220458	2000	US TREASURY STRIP	01/26/2015	39,050.50	.000	11/15/2026	50,000.00	2.105	3210
912833PBO	220477	2000	US TREASURY STRIP	01/26/2015	31,245.60	.000	11/15/2026	40,000.00	2.104	3210
912833PBO	220506	2000	US TREASURY STRIP	01/27/2015	195,617.50	.000	11/15/2026	250,000.00	2.090	3210
912833PBO	220610	2000	US TREASURY STRIP	01/29/2015	194,397.50	.000	11/15/2026	250,000.00	2.145	3210
912833PBO	225024	2000	USTREASURYSTRI	12/24/2015	191,855.00	.000	11/15/2026	250,000.00	2.445	3210
912833PBO	225346	2000	USTREASURYSTRI	02/04/2016	78,798.00	.000	11/15/2026	100,000.00	2.223	3210
912833PBO	228575	2000	US TREASURY STRI ZERO-% 1	11/14/2016	15,578.29	.000	11/15/2026	19,000.00	1.995	3210
912833PBO	229121	2000	S 0 11-15-26	01/12/2017	15,556.20	.000	11/15/2026	20,000.00	2.570	3210
912833PBO	229123	2000	S 0 11-15-26	01/12/2017	15,556.20	.000	11/15/2026	20,000.00	2.570	3210
912833PBO	229263	2000	S 0 11-15-26	01/26/2017	194,175.00	.000	11/15/2026	250,000.00	2.595	3210
912833PBO	229409	2000	S 0 11-15-26	02/02/2017	30,918.80	.000	11/15/2026	40,000.00	2.650	3210
912833PBO	234361	2000	S 0 11-15-26	11/16/2017	80,325.00	.000	11/15/2026	100,000.00	2.450	3210
912833PBO	234934	2000	S 0 11-15-26	01/25/2018	31,560.00	.000	11/15/2026	40,000.00	2.710	3210
912833PC8	184844	2000	US TREASURY STRIP	02/28/2008	3,992.97	.000	02/15/2027	10,000.00	4.900	3302
912833PC8	185234	2000	US TREASURY STRIP	03/27/2008	4,350.00	.000	02/15/2027	10,000.00	4.456	3302
912833PC8	185277	2000	US TREASURY STRIP	03/28/2008	21,736.50	.000	02/15/2027	50,000.00	4.460	3302
912833PC8	185603	2000	US TREASURY STRIP	04/16/2008	21,628.00	.000	02/15/2027	50,000.00	4.500	3302
912803BK8	185625	2000	US TREASURY STRIP (P)	04/16/2008	4,360.00	.000	02/15/2027	10,000.00	4.457	3302
912833PC8	185889	2000	US TREASURY STRIP	04/28/2008	10,477.25	.000	02/15/2027	25,000.00	4.680	3302
912833PC8	190603	2000	US TREASURY STRIP	02/27/2009	24,864.00	.000	02/15/2027	50,000.00	3.926	3302
912833PC8	190836	2000	US TREASURY STRIP	03/20/2009	24,427.50	.000	02/15/2027	50,000.00	4.040	3302
912833PC8	190960	2000	US TREASURY STRIP	03/30/2009	49,194.00	.000	02/15/2027	100,000.00	4.007	3302
912833PC8	191126	2000	US TREASURY STRIP	04/13/2009	2,550.00	.000	02/15/2027	5,000.00	3.810	3302
912833PC8	191217	2000	US TREASURY STRIP	04/16/2009	24,411.50	.000	02/15/2027	50,000.00	4.061	3302
912833PC8	191864	2000	US TREASURY STRIP	04/24/2009	24,565.00	.000	02/15/2027	50,000.00	4.030	3302
912833PC8	194863	2000	US TREASURY STRIP	02/08/2010	44,608.00	.000	02/15/2027	100,000.00	4.800	3302



Run Date: 2/5/2018 9:58:38 AM

Investments Outstanding As Of Date: 1/31/2018

INVENTORY BY MATURITY REPORT

CUSIP	Investment #	Fund	Issuer	Purchase Date	Current Book	Current Rate	Maturity Date	Current Par	YTM	Days to Maturity
912833PC8	195187	2000	US TREASURY STRIP	03/03/2010	22,413.00	.000	02/15/2027	50,000.00	4.789	3302
912833PC8	195394	2000	US TREASURY STRIP	03/12/2010	44,414.00	.000	02/15/2027	100,000.00	4.852	3302
912833PC8	195863	2000	US TREASURY STRIP	04/08/2010	21,881.50	.000	02/15/2027	50,000.00	4.963	3302
912833PC8	196888	2000	US TREASURY STRIP	04/30/2010	22,895.50	.000	02/15/2027	50,000.00	4.705	3302
912833PC8	203862	2000	US TREASURY STRIP	02/28/2011	24,078.50	.000	02/15/2027	50,000.00	4.630	3302
912833PC8	204509	2000	US TREASURY STRIP	04/12/2011	47,823.00	.000	02/15/2027	100,000.00	4.710	3302
912833PC8	205422	2000	US TREASURY STRIP	05/05/2011	50,336.00	.000	02/15/2027	100,000.00	4.397	3302
912833PC8	208705	2000	US TREASURY STRIP	02/16/2012	32,467.00	.000	02/15/2027	50,000.00	2.900	3302
912833PC8	208876	2000	US TREASURY STRIP	03/05/2012	65,416.00	.000	02/15/2027	100,000.00	2.859	3302
912833PC8	209015	2000	US TREASURY STRIP	03/19/2012	30,964.00	.000	02/15/2027	50,000.00	3.240	3302
912833PC8	209140	2000	US TREASURY STRIP	04/05/2012	31,497.00	.000	02/15/2027	50,000.00	3.134	3302
912833PC8	209932	2000	US TREASURY STRIP	04/30/2012	32,691.00	.000	02/15/2027	50,000.00	2.893	3302
912833PC8	213292	2000	US TREASURY STRIP	03/25/2013	34,351.00	.000	02/15/2027	50,000.00	2.720	3302
912833PC8	213364	2000	US TREASURY STRIP	03/28/2013	68,896.00	.000	02/15/2027	100,000.00	2.701	3302
912833PC8	213441	2000	US TREASURY STRIP	04/04/2013	34,935.00	.000	02/15/2027	50,000.00	2.602	3302
912833PC8	213508	2000	US TREASURY STRIP	04/12/2013	71,292.00	.000	02/15/2027	100,000.00	2.459	3302
912833PC8	214260	2000	US TREASURY STRIP	05/02/2013	72,161.00	.000	02/15/2027	100,000.00	2.380	3302
912833PC8	216914	2000	US TREASURY STRIP	03/21/2014	165,117.50	.000	02/15/2027	250,000.00	3.240	3302
912833PC8	220879	2000	US TREASURY STRIP	02/13/2015	30,468.80	.000	02/15/2027	40,000.00	2.280	3302
912833PC8	222353	2000	US TREASURY STRIP	04/30/2015	30,685.60	.000	02/15/2027	40,000.00	2.260	3302
912833PC8	225719	2000	USTREASURYSTRIP	03/17/2016	31,520.00	.000	02/15/2027	40,000.00	2.195	3302
912833PC8	225753	2000	USTREASURYSTRIP	03/17/2016	14,388.48	.000	02/15/2027	18,250.00	2.190	3302
912833PC8	229661	2000	S 0 02-15-27	02/24/2017	40,029.60	.000	02/15/2027	52,000.00	2.640	3302
912833PC8	230021	2000	S 0 02-15-27	03/24/2017	309,256.00	.000	02/15/2027	400,000.00	2.616	3302
912833PC8	230117	2000	S 0 02-15-27	03/30/2017	194,655.00	.000	02/15/2027	250,000.00	2.549	3302
912833PC8	230238	2000	S 0 02-15-27	04/06/2017	39,096.50	.000	02/15/2027	50,000.00	2.510	3302
912833PC8	230333	2000	S 0 02-15-27	04/17/2017	31,483.60	.000	02/15/2027	40,000.00	2.450	3302
912833PC8	230992	2000	S 0 02-15-27	04/28/2017	196,920.00	.000	02/15/2027	250,000.00	2.450	3302
912833PD6	186340	2010	US TREASURY STRIP	05/22/2008	3,045,578.14	.000	05/15/2027	7,538,000.00	4.832	3391
912833PD6	186426	2000	US TREASURY STRIP	05/27/2008	20,372.50	.000	05/15/2027	50,000.00	4.790	3391
912833PD6	186671	2000	US TREASURY STRIP	06/09/2008	9,998.00	.000	05/15/2027	25,000.00	4.900	3391
912833PD6	187234	2000	US TREASURY STRIP	07/11/2008	4,164.30	.000	05/15/2027	10,000.00	4.703	3391
912833PD6	192222	2000	US TREASURY STRIP	05/13/2009	66,435.00	.000	05/15/2027	150,000.00	4.575	3391



Run Date: 2/5/2018 9:58:38 AM

Investments Outstanding As Of Date: 1/31/2018

INVENTORY BY MATURITY REPORT

CUSIP	Investment #	Fund	Issuer	Purchase Date	Current Book	Current Rate	Maturity Date	Current Par	YTM	Days to Maturity
912833PD6	193241	2000	US TREASURY STRIP	08/18/2009	21,864.33	.000	05/15/2027	50,000.00	4.717	3391
912833PD6	197109	2000	US TREASURY STRIP	05/11/2010	144,946.69	.000	05/15/2027	306,000.00	4.441	3391
912833PD6	197201	2000	US TREASURY STRIP	05/14/2010	11,795.50	.000	05/15/2027	25,000.00	4.467	3391
912833PD6	198381	2000	US TREASURY STRIP	06/30/2010	25,454.50	.000	05/15/2027	50,000.00	4.041	3391
912833PD6	198710	2000	US TREASURY STRIP	07/13/2010	50,450.00	.000	05/15/2027	100,000.00	4.104	3391
912833PD6	205481	2000	US TREASURY STRIP	05/09/2011	50,215.00	.000	05/15/2027	100,000.00	4.347	3391
912833PD6	206126	2000	US TREASURY STRIP	06/13/2011	51,998.00	.000	05/15/2027	100,000.00	4.150	3391
912833PD6	206328	2000	US TREASURY STRIP	06/23/2011	25,947.00	.000	05/15/2027	50,000.00	4.170	3391
912833PD6	206378	2000	US TREASURY STRIP	06/27/2011	25,908.00	.000	05/15/2027	50,000.00	4.183	3391
912833PD6	210185	2000	US TREASURY STRIP	05/16/2012	33,482.00	.000	05/15/2027	50,000.00	2.692	3391
912833PD6	210400	2000	US TREASURY STRIP	06/06/2012	35,808.50	.000	05/15/2027	50,000.00	2.247	3391
912833PD6	210606	2000	US TREASURY STRIP	06/25/2012	34,692.00	.000	05/15/2027	50,000.00	2.470	3391
912833PD6	214712	2000	US TREASURY STRIP	06/17/2013	33,134.00	.000	05/15/2027	50,000.00	2.980	3391
912833PD6	218189	2000	US TREASURY STRIP	06/26/2014	33,701.00	.000	05/15/2027	50,000.00	3.085	3391
912833PD6	218222	2000	US TREASURY STRIP	06/27/2014	33,546.00	.000	05/15/2027	50,000.00	3.122	3391
912833PD6	218585	2000	US TREASURY STRIP	07/31/2014	34,509.50	.000	05/15/2027	50,000.00	2.920	3391
912833PD6	222627	2000	US TREASURY STRIP	05/21/2015	183,795.00	.000	05/15/2027	250,000.00	2.584	3391
912833PD6	226880	2000	US TREASURY STRI ZERO-% 5	05/26/2016	95,656.80	.000	05/15/2027	120,000.00	2.077	3391
912833PD6	227320	2000	US TREASURY STRI ZERO-% 5	07/15/2016	41,846.00	.000	05/15/2027	50,000.00	1.650	3391
912833PD6	227503	2000	US TREASURY STRI ZERO-% 5	07/29/2016	33,158.80	.000	05/15/2027	40,000.00	1.745	3391
912833PD6	227675	2000	US TREASURY STRI ZERO-% 5	08/12/2016	82,775.00	.000	05/15/2027	100,000.00	1.765	3391
912833PD6	231309	2000	S O 05-15-27	05/11/2017	31,087.20	.000	05/15/2027	40,000.00	2.534	3391
912833PD6	231597	2000	S O 05-15-27	06/02/2017	31,578.00	.000	05/15/2027	40,000.00	2.390	3391
912833PE4	178593	2000	US TREASURY STRIP	10/26/2006	49,154.22	.000	08/15/2027	138,000.00	5.024	3483
912833PE4	188074	2000	US TREASURY STRIP	09/15/2008	21,750.00	.000	08/15/2027	50,000.00	4.449	3483
912833PE4	188169	2010	US TREASURY STRIP	09/22/2008	256,982.40	.000	08/15/2027	576,000.00	4.317	3483
912833PE4	193260	2000	US TREASURY STRIP	08/18/2009	43,702.25	.000	08/15/2027	100,000.00	4.654	3483
912833PE4	199567	2000	US TREASURY STRIP	08/13/2010	25,602.50	.000	08/15/2027	50,000.00	3.975	3483
912833PE4	200630	2000	US TREASURY STRIP	09/24/2010	52,817.00	.000	08/15/2027	100,000.00	3.815	3483
912833PE4	207497	2000	US TREASURY STRIP	09/23/2011	31,345.50	.000	08/15/2027	50,000.00	2.960	3483
912833PE4	207867	2000	US TREASURY STRIP	10/31/2011	61,284.00	.000	08/15/2027	100,000.00	3.125	3483
912833PE4	207920	2000	US TREASURY STRIP	11/03/2011	30,555.00	.000	08/15/2027	50,000.00	3.145	3483
912833PE4	211246	2000	US TREASURY STRIP	08/17/2012	34,342.00	.000	08/15/2027	50,000.00	2.521	3483



Run Date: 2/5/2018 9:58:38 AM

Investments Outstanding As Of Date: 1/31/2018

INVENTORY BY MATURITY REPORT

CUSIP	Investment #	Fund	Issuer	Purchase Date	Current Book	Current Rate	Maturity Date	Current Par	YTM	Days to Maturity
912833PE4	211306	2000	US TREASURY STRIP	08/22/2012	67,512.00	.000	08/15/2027	100,000.00	2.640	3483
912833PE4	215301	2000	US TREASURY STRIP	08/16/2013	30,806.50	.000	08/15/2027	50,000.00	3.490	3483
912833PE4	215624	2000	US TREASURY STRIP	09/26/2013	31,071.50	.000	08/15/2027	50,000.00	3.456	3483
912833PE4	215888	2000	US TREASURY STRIP	11/01/2013	63,853.00	.000	08/15/2027	100,000.00	3.280	3483
912833PE4	218843	2000	US TREASURY STRIP	08/28/2014	277,688.00	.000	08/15/2027	400,000.00	2.835	3483
912833PE4	219035	2000	US TREASURY STRIP	09/18/2014	67,800.00	.000	08/15/2027	100,000.00	3.033	3483
912833PE4	219296	2000	US TREASURY STRIP	10/17/2014	28,463.20	.000	08/15/2027	40,000.00	2.670	3483
912833PE4	224335	2000	USTREASURYSTRIP	10/08/2015	75,811.00	.000	08/15/2027	100,000.00	2.350	3483
912833PE4	224489	2000	USTREASURYSTRIP	10/22/2015	75,613.00	.000	08/15/2027	100,000.00	2.380	3483
912833PE4	224567	2000	USTREASURYSTRIP	10/29/2015	30,164.80	.000	08/15/2027	40,000.00	2.407	3483
912833PE4	228079	2000	US TREASURY STRI ZERO-% 8	09/23/2016	40,735.00	.000	08/15/2027	50,000.00	1.890	3483
912833PE4	228291	2000	US TREASURY STRI ZERO-% 8	10/14/2016	202,042.50	.000	08/15/2027	250,000.00	1.975	3483
912833PE4	234134	2000	S 0 08-15-27	10/26/2017	31,474.00	.000	08/15/2027	40,000.00	2.460	3483
912833PE4	234158	2000	S 0 08-15-27	10/26/2017	39,361.50	.000	08/15/2027	50,000.00	2.455	3483
912833PE4	234193	2000	S 0 08-15-27	10/27/2017	19,634.50	.000	08/15/2027	25,000.00	2.480	3483
31364DKL9	152858	2000	FNMA STRIP	12/11/2001	488,018.16	.000	10/08/2027	2,617,000.00	6.610	3537
912833QB9	189221	2000	US TREASURY STRIP	11/21/2008	42,253.00	.000	11/15/2027	100,000.00	4.590	3575
912833QB9	189268	2000	US TREASURY STRIP	11/21/2008	2,150.00	.000	11/15/2027	5,000.00	4.496	3575
912833QB9	189966	2000	US TREASURY STRIP	01/12/2009	126,822.50	.000	11/15/2027	250,000.00	3.635	3575
912833QB9	190255	2000	US TREASURY STRIP	02/04/2009	47,103.00	.000	11/15/2027	100,000.00	4.050	3575
912833QB9	194200	2000	US TREASURY STRIP	11/24/2009	44,817.00	.000	11/15/2027	100,000.00	4.515	3575
912833QB9	194733	2000	US TREASURY STRIP	01/28/2010	21,877.50	.000	11/15/2027	50,000.00	4.699	3575
912833QB9	201939	2000	US TREASURY STRIP	11/17/2010	24,671.50	.000	11/15/2027	50,000.00	4.200	3575
912833QB9	202155	2000	US TREASURY STRIP	11/24/2010	24,284.50	.000	11/15/2027	50,000.00	4.300	3575
912833QB9	203394	2000	US TREASURY STRIP	01/31/2011	46,118.00	.000	11/15/2027	100,000.00	4.664	3575
912833QB9	212196	2000	US TREASURY STRIP	11/30/2012	104,304.00	.000	11/15/2027	150,000.00	2.444	3575
912833QB9	212326	2000	US TREASURY STRIP	12/13/2012	243,411.00	.000	11/15/2027	350,000.00	2.449	3575
912833QB9	212655	2000	US TREASURY STRIP	01/17/2013	33,669.50	.000	11/15/2027	50,000.00	2.685	3575
912833QB9	216075	2000	US TREASURY STRIP	11/21/2013	30,927.50	.000	11/15/2027	50,000.00	3.465	3575
912833QB9	216420	2000	US TREASURY STRIP	01/09/2014	60,349.00	.000	11/15/2027	100,000.00	3.680	3575
912833QB9	219695	2000	US TREASURY STRIP	11/20/2014	174,025.00	.000	11/15/2027	250,000.00	2.809	3575
912833QB9	220250	2000	US TREASURY STRIP	01/09/2015	37,508.00	.000	11/15/2027	50,000.00	2.250	3575
912833QB9	220352	2000	US TREASURY STRIP	01/20/2015	74,914.00	.000	11/15/2027	100,000.00	2.266	3575



Run Date: 2/5/2018 9:58:38 AM

Investments Outstanding As Of Date: 1/31/2018

INVENTORY BY MATURITY REPORT

CUSIP	Investment #	Fund	Issuer	Purchase Date	Current Book	Current Rate	Maturity Date	Current Par	YTM	Days to Maturity
912833QB9	220438	2000	US TREASURY STRIP	01/26/2015	76,148.00	.000	11/15/2027	100,000.00	2.140	3575
912833QB9	220459	2000	US TREASURY STRIP	01/26/2015	37,956.00	.000	11/15/2027	50,000.00	2.165	3575
912833QB9	220478	2000	US TREASURY STRIP	01/26/2015	30,374.40	.000	11/15/2027	40,000.00	2.162	3575
912833QB9	220507	2000	US TREASURY STRIP	01/27/2015	190,140.00	.000	11/15/2027	250,000.00	2.150	3575
912833QB9	220611	2000	US TREASURY STRIP	01/29/2015	188,975.00	.000	11/15/2027	250,000.00	2.200	3575
912833QB9	225025	2000	USTREASURYSTRIP	12/24/2015	185,802.50	.000	11/15/2027	250,000.00	2.511	3575
912833QB9	225348	2000	USTREASURYSTRIP	02/04/2016	76,466.00	.000	11/15/2027	100,000.00	2.291	3575
912833QB9	228576	2000	US TREASURY STRI ZERO-% 1	11/14/2016	14,327.10	.000	11/15/2027	18,000.00	2.085	3575
912833QB9	229125	2000	S 0 11-15-27	01/12/2017	15,067.00	.000	11/15/2027	20,000.00	2.630	3575
912833QB9	229126	2000	S 0 11-15-27	01/12/2017	15,067.00	.000	11/15/2027	20,000.00	2.630	3575
912833QB9	229264	2000	S 0 11-15-27	01/26/2017	188,025.00	.000	11/15/2027	250,000.00	2.655	3575
912833QB9	229410	2000	S 0 11-15-27	02/02/2017	29,924.00	.000	11/15/2027	40,000.00	2.710	3575
912833QB9	234362	2000	S 0 11-15-27	11/16/2017	78,006.00	.000	11/15/2027	100,000.00	2.500	3575
912833QB9	234951	2000	S 0 11-15-17	01/25/2018	30,632.80	.000	11/15/2027	40,000.00	2.740	3575
31359YCX3	173965	2000	FNMA STRIP	12/14/2005	163,318.68	.000	01/15/2028	513,000.00	5.250	3636
912833RY8	184845	2000	US TREASURY STRIP	02/28/2008	3,811.70	.000	02/15/2028	10,000.00	4.890	3667
912833RY8	185235	2000	US TREASURY STRIP	03/27/2008	4,145.00	.000	02/15/2028	10,000.00	4.478	3667
912833RY8	185626	2000	US TREASURY STRIP	04/16/2008	4,125.00	.000	02/15/2028	10,000.00	4.515	3667
912833RY8	185890	2000	US TREASURY STRIP	04/28/2008	10,042.25	.000	02/15/2028	25,000.00	4.660	3667
912833RY8	190604	2000	US TREASURY STRIP	02/27/2009	24,675.00	.000	02/15/2028	50,000.00	3.758	3667
912833RY8	190835	2000	US TREASURY STRIP	03/20/2009	23,383.00	.000	02/15/2028	50,000.00	4.060	3667
912833RY8	190961	2000	US TREASURY STRIP	03/30/2009	47,190.00	.000	02/15/2028	100,000.00	4.017	3667
912833RY8	191127	2000	US TREASURY STRIP	04/13/2009	2,450.00	.000	02/15/2028	5,000.00	3.822	3667
912833RY8	191218	2000	US TREASURY STRIP	04/16/2009	23,318.00	.000	02/15/2028	50,000.00	4.091	3667
912833RY8	191865	2000	US TREASURY STRIP	04/24/2009	23,510.00	.000	02/15/2028	50,000.00	4.052	3667
912833RY8	194864	2000	US TREASURY STRIP	02/08/2010	42,392.00	.000	02/15/2028	100,000.00	4.820	3667
912833RY8	195188	2000	US TREASURY STRIP	03/03/2010	21,336.00	.000	02/15/2028	50,000.00	4.800	3667
912833RY8	195395	2000	US TREASURY STRIP	03/12/2010	42,132.00	.000	02/15/2028	100,000.00	4.879	3667
912833RY8	195864	2000	US TREASURY STRIP	04/08/2010	20,752.00	.000	02/15/2028	50,000.00	4.986	3667
912833RY8	196889	2000	US TREASURY STRIP	04/30/2010	21,770.00	.000	02/15/2028	50,000.00	4.727	3667
912833RY8	203863	2000	US TREASURY STRIP	02/28/2011	22,739.50	.000	02/15/2028	50,000.00	4.699	3667
912833RY8	204510	2000	US TREASURY STRIP	04/12/2011	45,348.00	.000	02/15/2028	100,000.00	4.750	3667
912833RY8	205423	2000	US TREASURY STRIP	05/05/2011	47,680.00	.000	02/15/2028	100,000.00	4.463	3667



Run Date: 2/5/2018 9:58:38 AM

Investments Outstanding As Of Date: 1/31/2018

INVENTORY BY MATURITY REPORT

CUSIP	Investment #	Fund	Issuer	Purchase Date	Current Book	Current Rate	Maturity Date	Current Par	YTM	Days to Maturity
912833RY8	208706	2000	US TREASURY STRIP	02/16/2012	31,175.00	.000	02/15/2028	50,000.00	2.975	3667
912833RY8	208877	2000	US TREASURY STRIP	03/05/2012	62,889.00	.000	02/15/2028	100,000.00	2.929	3667
912833RY8	209016	2000	US TREASURY STRIP	03/19/2012	29,611.50	.000	02/15/2028	50,000.00	3.320	3667
912833RY8	209141	2000	US TREASURY STRIP	04/05/2012	30,201.50	.000	02/15/2028	50,000.00	3.203	3667
912833RY8	209933	2000	US TREASURY STRIP	04/30/2012	31,377.00	.000	02/15/2028	50,000.00	2.972	3667
912833RY8	213295	2000	US TREASURY STRIP	03/25/2013	32,899.00	.000	02/15/2028	50,000.00	2.830	3667
912833RY8	213365	2000	US TREASURY STRIP	03/28/2013	66,007.00	.000	02/15/2028	100,000.00	2.810	3667
912833RY8	213442	2000	US TREASURY STRIP	04/04/2013	33,484.00	.000	02/15/2028	50,000.00	2.715	3667
912833RY8	213509	2000	US TREASURY STRIP	04/12/2013	68,518.00	.000	02/15/2028	100,000.00	2.563	3667
912833RY8	214261	2000	US TREASURY STRIP	05/02/2013	69,452.00	.000	02/15/2028	100,000.00	2.480	3667
912833RY8	216915	2000	US TREASURY STRIP	03/21/2014	157,507.50	.000	02/15/2028	250,000.00	3.350	3667
912833RY8	220881	2000	US TREASURY STRIP	02/13/2015	29,518.80	.000	02/15/2028	40,000.00	2.350	3667
912833RY8	222331	2000	US TREASURY STRIP	04/30/2015	29,739.20	.000	02/15/2028	40,000.00	2.330	3667
912833RY8	225721	2000	USTREASURYSTRIP	03/17/2016	30,577.20	.000	02/15/2028	40,000.00	2.267	3667
912833RY8	225756	2000	USTREASURYSTRIP	03/17/2016	13,962.89	.000	02/15/2028	18,250.00	2.260	3667
912833RY8	229663	2000	S 0 02-15-28	02/24/2017	38,783.16	.000	02/15/2028	52,000.00	2.690	3667
912833RY8	230022	2000	S 0 02-15-28	03/24/2017	299,124.00	.000	02/15/2028	400,000.00	2.685	3667
912833RY8	230119	2000	S 0 02-15-28	03/30/2017	188,612.50	.000	02/15/2028	250,000.00	2.606	3667
912833RY8	230239	2000	S 0 02-15-28	04/06/2017	37,929.50	.000	02/15/2028	50,000.00	2.560	3667
912833RY8	230334	2000	S 0 02-15-28	04/17/2017	30,562.40	.000	02/15/2028	40,000.00	2.500	3667
912833RY8	230993	2000	S 0 02-15-28	04/28/2017	191,160.00	.000	02/15/2028	250,000.00	2.500	3667
912833WQ9	186341	2010	US TREASURY STRIP	05/22/2008	2,914,416.94	.000	05/15/2028	7,538,000.00	4.813	3757
912833WQ9	186672	2000	US TREASURY STRIP	06/09/2008	9,572.00	.000	05/15/2028	25,000.00	4.875	3757
912833WQ9	187235	2000	US TREASURY STRIP	07/11/2008	3,993.00	.000	05/15/2028	10,000.00	4.680	3757
912833WQ9	192224	2000	US TREASURY STRIP	05/13/2009	63,585.00	.000	05/15/2028	150,000.00	4.567	3757
912833WQ9	193242	2000	US TREASURY STRIP	08/18/2009	22,379.83	.000	05/15/2028	50,000.00	4.335	3757
912833WQ9	197110	2000	US TREASURY STRIP	05/11/2010	137,853.61	.000	05/15/2028	306,000.00	4.477	3757
912833WQ9	197202	2000	US TREASURY STRIP	05/14/2010	11,177.00	.000	05/15/2028	25,000.00	4.522	3757
912833WQ9	198382	2000	US TREASURY STRIP	06/30/2010	24,247.50	.000	05/15/2028	50,000.00	4.090	3757
912833WQ9	198711	2000	US TREASURY STRIP	07/13/2010	48,200.00	.000	05/15/2028	100,000.00	4.133	3757
912833WQ9	205482	2000	US TREASURY STRIP	05/09/2011	47,643.00	.000	05/15/2028	100,000.00	4.405	3757
912833WQ9	206127	2000	US TREASURY STRIP	06/13/2011	49,493.00	.000	05/15/2028	100,000.00	4.200	3757
912833WQ9	206327	2000	US TREASURY STRIP	06/23/2011	24,652.00	.000	05/15/2028	50,000.00	4.230	3757



Run Date: 2/5/2018 9:58:38 AM

Investments Outstanding As Of Date: 1/31/2018

INVENTORY BY MATURITY REPORT

CUSIP	Investment #	Fund	Issuer	Purchase Date	Current Book	Current Rate	Maturity Date	Current Par	YTM	Days to Maturity
912833WQ9	206379	2000	US TREASURY STRIP	06/27/2011	24,620.50	.000	05/15/2028	50,000.00	4.240	3757
912833WQ9	210186	2000	US TREASURY STRIP	05/16/2012	32,309.50	.000	05/15/2028	50,000.00	2.748	3757
912833WQ9	210401	2000	US TREASURY STRIP	06/06/2012	34,894.00	.000	05/15/2028	50,000.00	2.269	3757
912833WQ9	210607	2000	US TREASURY STRIP	06/25/2012	33,486.00	.000	05/15/2028	50,000.00	2.539	3757
912833WQ9	214713	2000	US TREASURY STRIP	06/17/2013	31,699.00	.000	05/15/2028	50,000.00	3.080	3757
912833WQ9	218190	2000	US TREASURY STRIP	06/26/2014	32,263.00	.000	05/15/2028	50,000.00	3.180	3757
912833WQ9	218216	2000	US TREASURY STRIP	06/27/2014	32,103.00	.000	05/15/2028	50,000.00	3.217	3757
912833WQ9	218586	2000	US TREASURY STRIP	07/31/2014	33,116.00	.000	05/15/2028	50,000.00	3.010	3757
912833WQ9	222629	2000	US TREASURY STRIP	05/21/2015	177,315.00	.000	05/15/2028	250,000.00	2.663	3757
912833WQ9	226881	2000	US TREASURY STRI ZERO-% 5	05/26/2016	92,816.40	.000	05/15/2028	120,000.00	2.157	3757
912833WQ9	227321	2000	US TREASURY STRI ZERO-% 5	07/15/2016	40,803.00	.000	05/15/2028	50,000.00	1.725	3757
912833WQ9	227504	2000	US TREASURY STRI ZERO-% 5	07/29/2016	32,340.80	.000	05/15/2028	40,000.00	1.810	3757
912833WQ9	227676	2000	US TREASURY STRI ZERO-% 5	08/12/2016	80,672.00	.000	05/15/2028	100,000.00	1.835	3757
912833WQ9	231310	2000	S 0 05-15-28	05/11/2017	30,107.20	.000	05/15/2028	40,000.00	2.597	3757
912833WQ9	231599	2000	S 0 05-15-28	06/02/2017	30,636.80	.000	05/15/2028	40,000.00	2.450	3757
31359YCY1	173971	2000	FNMA STRIP	12/14/2005	124,161.72	.000	07/15/2028	402,000.00	5.270	3818
912833RZ5	178594	2000	US TREASURY STRIP	10/26/2006	46,993.14	.000	08/15/2028	138,000.00	5.002	3849
912833RZ5	188170	2010	US TREASURY STRIP	09/22/2008	247,104.00	.000	08/15/2028	576,000.00	4.299	3849
912833RZ5	193261	2000	US TREASURY STRIP	08/18/2009	41,670.25	.000	08/15/2028	100,000.00	4.663	3849
912833RZ5	199568	2000	US TREASURY STRIP	08/13/2010	24,355.00	.000	08/15/2028	50,000.00	4.035	3849
912833RZ5	200631	2000	US TREASURY STRIP	09/24/2010	50,193.00	.000	08/15/2028	100,000.00	3.890	3849
912833RZ5	207498	2000	US TREASURY STRIP	09/23/2011	30,028.50	.000	08/15/2028	50,000.00	3.041	3849
912833RZ5	207868	2000	US TREASURY STRIP	10/31/2011	58,924.00	.000	08/15/2028	100,000.00	3.175	3849
912833RZ5	207921	2000	US TREASURY STRIP	11/03/2011	29,338.50	.000	08/15/2028	50,000.00	3.202	3849
912833RZ5	211247	2000	US TREASURY STRIP	08/17/2012	33,155.50	.000	08/15/2028	50,000.00	2.585	3849
912833RZ5	211307	2000	US TREASURY STRIP	08/22/2012	65,071.00	.000	08/15/2028	100,000.00	2.707	3849
912833RZ5	215302	2000	US TREASURY STRIP	08/16/2013	29,367.00	.000	08/15/2028	50,000.00	3.580	3849
912833RZ5	215626	2000	US TREASURY STRIP	09/26/2013	29,645.50	.000	08/15/2028	50,000.00	3.542	3849
912833RZ5	215889	2000	US TREASURY STRIP	11/01/2013	61,006.00	.000	08/15/2028	100,000.00	3.370	3849
912833RZ5	218844	2000	US TREASURY STRIP	08/28/2014	267,208.00	.000	08/15/2028	400,000.00	2.910	3849
912833RZ5	219036	2000	US TREASURY STRIP	09/18/2014	65,100.00	.000	08/15/2028	100,000.00	3.110	3849
912833RZ5	219298	2000	US TREASURY STRIP	10/17/2014	27,454.80	.000	08/15/2028	40,000.00	2.740	3849
912833RZ5	224322	2000	USTREASURYSTRIP	10/08/2015	73,358.00	.000	08/15/2028	100,000.00	2.425	3849



Run Date: 2/5/2018 9:58:38 AM

Investments Outstanding As Of Date: 1/31/2018

INVENTORY BY MATURITY REPORT

CUSIP	Investment #	Fund	Issuer	Purchase Date	Current Book	Current Rate	Maturity Date	Current Par	YTM	Days to Maturity
912833RZ5	224490	2000	USTREASURYSTRIP	10/22/2015	73,193.00	.000	08/15/2028	100,000.00	2.450	3849
912833RZ5	224568	2000	USTREASURYSTRIP	10/29/2015	29,199.60	.000	08/15/2028	40,000.00	2.475	3849
912833RZ5	228080	2000	US TREASURY STRI ZERO-% 8	09/23/2016	39,718.00	.000	08/15/2028	50,000.00	1.945	3849
912833RZ5	228292	2000	US TREASURY STRI ZERO-% 8	10/14/2016	196,607.50	.000	08/15/2028	250,000.00	2.040	3849
912833RZ5	234135	2000	S 0 08-15-28	10/26/2017	30,583.20	.000	08/15/2028	40,000.00	2.500	3849
912833RZ5	234159	2000	S 0 08-15-28	10/26/2017	38,229.00	.000	08/15/2028	50,000.00	2.500	3849
912833RZ5	234194	2000	S 0 08-15-28	10/27/2017	19,075.00	.000	08/15/2028	25,000.00	2.520	3849
3134A4CJ1	173969	2000	FHLMC STRIP	12/14/2005	391,074.72	.000	09/15/2028	1,252,000.00	5.180	3880
912833WR7	189269	2000	US TREASURY STRIP	11/21/2008	2,100.00	.000	11/15/2028	5,000.00	4.389	3941
912833WR7	194201	2000	US TREASURY STRIP	11/24/2009	42,737.00	.000	11/15/2028	100,000.00	4.531	3941
912833WR7	194734	2000	US TREASURY STRIP	01/28/2010	20,819.50	.000	11/15/2028	50,000.00	4.716	3941
912833WR7	201940	2000	US TREASURY STRIP	11/17/2010	23,377.00	.000	11/15/2028	50,000.00	4.270	3941
912833WR7	202156	2000	US TREASURY STRIP	11/24/2010	23,077.00	.000	11/15/2028	50,000.00	4.348	3941
912833WR7	203395	2000	US TREASURY STRIP	01/31/2011	43,735.00	.000	11/15/2028	100,000.00	4.704	3941
912833WR7	212197	2000	US TREASURY STRIP	11/30/2012	100,618.50	.000	11/15/2028	150,000.00	2.518	3941
912833WR7	212327	2000	US TREASURY STRIP	12/13/2012	234,944.50	.000	11/15/2028	350,000.00	2.519	3941
912833WR7	212656	2000	US TREASURY STRIP	01/17/2013	32,371.50	.000	11/15/2028	50,000.00	2.766	3941
912833WR7	216076	2000	US TREASURY STRIP	11/21/2013	29,533.00	.000	11/15/2028	50,000.00	3.545	3941
912833WR7	216421	2000	US TREASURY STRIP	01/09/2014	57,622.00	.000	11/15/2028	100,000.00	3.747	3941
912833WR7	219696	2000	US TREASURY STRIP	11/20/2014	167,887.50	.000	11/15/2028	250,000.00	2.867	3941
912833WR7	220251	2000	US TREASURY STRIP	01/09/2015	36,428.00	.000	11/15/2028	50,000.00	2.300	3941
912833WR7	220353	2000	US TREASURY STRIP	01/20/2015	72,720.00	.000	11/15/2028	100,000.00	2.319	3941
912833WR7	220440	2000	US TREASURY STRIP	01/26/2015	73,835.00	.000	11/15/2028	100,000.00	2.210	3941
912833WR7	220460	2000	US TREASURY STRIP	01/26/2015	36,834.50	.000	11/15/2028	50,000.00	2.227	3941
912833WR7	220480	2000	US TREASURY STRIP	01/26/2015	29,477.60	.000	11/15/2028	40,000.00	2.224	3941
912833WR7	220508	2000	US TREASURY STRIP	01/27/2015	184,852.50	.000	11/15/2028	250,000.00	2.200	3941
912833WR7	220612	2000	US TREASURY STRIP	01/29/2015	183,205.00	.000	11/15/2028	250,000.00	2.266	3941
912833WR7	225026	2000	USTREASURYSTRIP	12/24/2015	179,707.50	.000	11/15/2028	250,000.00	2.577	3941
912833WR7	225349	2000	USTREASURYSTRIP	02/04/2016	73,937.00	.000	11/15/2028	100,000.00	2.377	3941
912833WR7	228577	2000	US TREASURY STRI ZERO-% 1	11/14/2016	13,946.58	.000	11/15/2028	18,000.00	2.137	3941
912833WR7	229128	2000	S 0 11-15-28	01/12/2017	14,592.80	.000	11/15/2028	20,000.00	2.680	3941
912833WR7	229129	2000	S 0 11-15-28	01/12/2017	14,592.80	.000	11/15/2028	20,000.00	2.680	3941
912833WR7	229265	2000	S 0 11-15-28	01/26/2017	182,175.00	.000	11/15/2028	250,000.00	2.700	3941



Run Date: 2/5/2018 9:58:38 AM

Investments Outstanding As Of Date: 1/31/2018

INVENTORY BY MATURITY REPORT

CUSIP	Investment #	Fund	Issuer	Purchase Date	Current Book	Current Rate	Maturity Date	Current Par	YTM	Days to Maturity
912833WR7	229411	2000	S 0 11-15-28	02/02/2017	28,960.40	.000	11/15/2028	40,000.00	2.760	3941
912833WR7	234363	2000	S 0 11-15-28	11/16/2017	75,762.00	.000	11/15/2028	100,000.00	2.540	3941
912833WR7	234935	2000	S 0 11-15-28	01/25/2018	29,747.20	.000	11/15/2028	40,000.00	2.760	3941
31359YCZ8	173966	2000	FNMA STRIP	12/14/2005	155,772.45	.000	01/15/2029	513,000.00	5.230	4002
912833XN5	184846	2000	US TREASURY STRIP	02/28/2008	3,646.82	.000	02/15/2029	10,000.00	4.870	4033
912833XN5	185236	2000	US TREASURY STRIP	03/27/2008	4,000.00	.000	02/15/2029	10,000.00	4.435	4033
912833XN5	185627	2000	US TREASURY STRIP	04/16/2008	3,990.00	.000	02/15/2029	10,000.00	4.459	4033
912833XN5	185891	2000	US TREASURY STRIP	04/28/2008	9,590.25	.000	02/15/2029	25,000.00	4.660	4033
912833XN5	191128	2000	US TREASURY STRIP	04/13/2009	2,350.00	.000	02/15/2029	5,000.00	3.841	4033
912833XN5	194865	2000	US TREASURY STRIP	02/08/2010	40,420.00	.000	02/15/2029	100,000.00	4.820	4033
912833XN5	195189	2000	US TREASURY STRIP	03/03/2010	21,321.50	.000	02/15/2029	50,000.00	4.547	4033
912833XN5	195396	2000	US TREASURY STRIP	03/12/2010	40,031.00	.000	02/15/2029	100,000.00	4.895	4033
912833XN5	195865	2000	US TREASURY STRIP	04/08/2010	19,674.00	.000	02/15/2029	50,000.00	5.008	4033
912833XN5	196890	2000	US TREASURY STRIP	04/30/2010	20,728.50	.000	02/15/2029	50,000.00	4.740	4033
912833XN5	203864	2000	US TREASURY STRIP	02/28/2011	21,484.00	.000	02/15/2029	50,000.00	4.758	4033
912833XN5	204511	2000	US TREASURY STRIP	04/12/2011	42,819.00	.000	02/15/2029	100,000.00	4.810	4033
912833XN5	205424	2000	US TREASURY STRIP	05/05/2011	45,195.00	.000	02/15/2029	100,000.00	4.517	4033
912833XN5	208707	2000	US TREASURY STRIP	02/16/2012	30,015.50	.000	02/15/2029	50,000.00	3.025	4033
912833XN5	208878	2000	US TREASURY STRIP	03/05/2012	60,629.00	.000	02/15/2029	100,000.00	2.974	4033
912833XN5	209017	2000	US TREASURY STRIP	03/19/2012	28,462.50	.000	02/15/2029	50,000.00	3.360	4033
912833XN5	209142	2000	US TREASURY STRIP	04/05/2012	29,073.00	.000	02/15/2029	50,000.00	3.241	4033
912833XN5	209934	2000	US TREASURY STRIP	04/30/2012	30,194.00	.000	02/15/2029	50,000.00	3.026	4033
912833XN5	213296	2000	US TREASURY STRIP	03/25/2013	31,539.50	.000	02/15/2029	50,000.00	2.920	4033
912833XN5	213366	2000	US TREASURY STRIP	03/28/2013	63,263.00	.000	02/15/2029	100,000.00	2.903	4033
912833XN5	213443	2000	US TREASURY STRIP	04/04/2013	32,116.50	.000	02/15/2029	50,000.00	2.809	4033
912833XN5	213510	2000	US TREASURY STRIP	04/12/2013	65,831.00	.000	02/15/2029	100,000.00	2.656	4033
912833XN5	214262	2000	US TREASURY STRIP	05/02/2013	66,921.00	.000	02/15/2029	100,000.00	2.560	4033
912833XN5	216916	2000	US TREASURY STRIP	03/21/2014	150,362.50	.000	02/15/2029	250,000.00	3.440	4033
912833XN5	220882	2000	US TREASURY STRIP	02/13/2015	28,678.00	.000	02/15/2029	40,000.00	2.390	4033
912833XN5	222332	2000	US TREASURY STRIP	04/30/2015	28,782.00	.000	02/15/2029	40,000.00	2.400	4033
912833XN5	225724	2000	USTREASURYSTRIP	03/17/2016	29,622.80	.000	02/15/2029	40,000.00	2.339	4033
912833XN5	225758	2000	USTREASURYSTRIP	03/17/2016	13,531.10	.000	02/15/2029	18,250.00	2.330	4033
912833XN5	229665	2000	S 0 02-15-29	02/24/2017	37,537.76	.000	02/15/2029	52,000.00	2.740	4033



Run Date: 2/5/2018 9:58:38 AM

Investments Outstanding As Of Date: 1/31/2018

INVENTORY BY MATURITY REPORT

CUSIP	Investment #	Fund	Issuer	Purchase Date	Current Book	Current Rate	Maturity Date	Current Par	YTM	Days to Maturity
912833XN5	230023	2000	S 0 02-15-29	03/24/2017	289,192.00	.000	02/15/2029	400,000.00	2.745	4033
912833XN5	230120	2000	S 0 02-15-29	03/30/2017	182,500.00	.000	02/15/2029	250,000.00	2.666	4033
912833XN5	230240	2000	S 0 02-15-29	04/06/2017	36,675.00	.000	02/15/2029	50,000.00	2.630	4033
912833XN5	230335	2000	S 0 02-15-29	04/17/2017	29,604.00	.000	02/15/2029	40,000.00	2.560	4033
912833XN5	230994	2000	S 0 02-15-29	04/28/2017	185,170.00	.000	02/15/2029	250,000.00	2.560	4033
912833XS4	186343	2010	US TREASURY STRIP	05/22/2008	2,772,174.88	.000	05/15/2029	7,538,000.00	4.825	4122
912833XS4	186673	2000	US TREASURY STRIP	06/09/2008	9,140.50	.000	05/15/2029	25,000.00	4.865	4122
912833XS4	187236	2000	US TREASURY STRIP	07/11/2008	3,824.10	.000	05/15/2029	10,000.00	4.665	4122
912833XS4	197112	2000	US TREASURY STRIP	05/11/2010	131,543.89	.000	05/15/2029	306,000.00	4.490	4122
912833XS4	197204	2000	US TREASURY STRIP	05/14/2010	10,619.00	.000	05/15/2029	25,000.00	4.557	4122
912833XS4	198383	2000	US TREASURY STRIP	06/30/2010	23,037.00	.000	05/15/2029	50,000.00	4.148	4122
912833XS4	198712	2000	US TREASURY STRIP	07/13/2010	45,800.00	.000	05/15/2029	100,000.00	4.188	4122
912833XS4	205483	2000	US TREASURY STRIP	05/09/2011	45,223.00	.000	05/15/2029	100,000.00	4.453	4122
912833XS4	206128	2000	US TREASURY STRIP	06/13/2011	46,816.00	.000	05/15/2029	100,000.00	4.280	4122
912833XS4	206326	2000	US TREASURY STRIP	06/23/2011	23,435.00	.000	05/15/2029	50,000.00	4.280	4122
912833XS4	206381	2000	US TREASURY STRIP	06/27/2011	23,374.50	.000	05/15/2029	50,000.00	4.297	4122
912833XS4	210187	2000	US TREASURY STRIP	05/16/2012	31,146.00	.000	05/15/2029	50,000.00	2.804	4122
912833XS4	210402	2000	US TREASURY STRIP	06/06/2012	33,823.50	.000	05/15/2029	50,000.00	2.321	4122
912833XS4	210608	2000	US TREASURY STRIP	06/25/2012	32,418.00	.000	05/15/2029	50,000.00	2.582	4122
912833XS4	214714	2000	US TREASURY STRIP	06/17/2013	30,314.50	.000	05/15/2029	50,000.00	3.170	4122
912833XS4	218191	2000	US TREASURY STRIP	06/26/2014	30,919.50	.000	05/15/2029	50,000.00	3.255	4122
912833XS4	218217	2000	US TREASURY STRIP	06/27/2014	30,768.50	.000	05/15/2029	50,000.00	3.289	4122
912833XS4	218587	2000	US TREASURY STRIP	07/31/2014	31,815.00	.000	05/15/2029	50,000.00	3.080	4122
912833XS4	222631	2000	US TREASURY STRIP	05/21/2015	170,645.00	.000	05/15/2029	250,000.00	2.750	4122
912833XS4	226882	2000	US TREASURY STRI ZERO-% 5	05/26/2016	90,230.40	.000	05/15/2029	120,000.00	2.210	4122
912833XS4	227322	2000	US TREASURY STRI ZERO-% 5	07/15/2016	39,854.00	.000	05/15/2029	50,000.00	1.775	4122
912833XS4	227505	2000	US TREASURY STRI ZERO-% 5	07/29/2016	31,562.40	.000	05/15/2029	40,000.00	1.860	4122
912833XS4	227677	2000	US TREASURY STRI ZERO-% 5	08/12/2016	78,862.00	.000	05/15/2029	100,000.00	1.870	4122
912833XS4	231311	2000	S 0 05-15-29	05/11/2017	29,104.80	.000	05/15/2029	40,000.00	2.665	4122
912833XS4	231601	2000	S 0 05-15-29	06/02/2017	29,688.80	.000	05/15/2029	40,000.00	2.510	4122
912833XP0	178595	2000	US TREASURY STRIP	10/26/2006	44,867.94	.000	08/15/2029	138,000.00	4.988	4214
912833XP0	188171	2010	US TREASURY STRIP	09/22/2008	237,248.64	.000	08/15/2029	576,000.00	4.290	4214
912833XP0	199569	2000	US TREASURY STRIP	08/13/2010	23,141.00	.000	08/15/2029	50,000.00	4.095	4214



Run Date: 2/5/2018 9:58:38 AM

Investments Outstanding As Of Date: 1/31/2018

INVENTORY BY MATURITY REPORT

CUSIP	Investment #	Fund	Issuer	Purchase Date	Current Book	Current Rate	Maturity Date	Current Par	YTM	Days to Maturity
912833XP0	200632	2000	US TREASURY STRIP	09/24/2010	47,851.00	.000	08/15/2029	100,000.00	3.940	4214
912833XP0	207499	2000	US TREASURY STRIP	09/23/2011	28,792.50	.000	08/15/2029	50,000.00	3.108	4214
912833XP0	207869	2000	US TREASURY STRIP	10/31/2011	56,550.00	.000	08/15/2029	100,000.00	3.230	4214
912833XP0	207922	2000	US TREASURY STRIP	11/03/2011	28,163.50	.000	08/15/2029	50,000.00	3.254	4214
912833XP0	211248	2000	US TREASURY STRIP	08/17/2012	32,050.50	.000	08/15/2029	50,000.00	2.634	4214
912833XP0	211308	2000	US TREASURY STRIP	08/22/2012	62,827.00	.000	08/15/2029	100,000.00	2.756	4214
912833XP0	215303	2000	US TREASURY STRIP	08/16/2013	28,077.00	.000	08/15/2029	50,000.00	3.640	4214
912833XP0	215627	2000	US TREASURY STRIP	09/26/2013	28,280.50	.000	08/15/2029	50,000.00	3.620	4214
912833XP0	215890	2000	US TREASURY STRIP	11/01/2013	58,272.00	.000	08/15/2029	100,000.00	3.450	4214
912833XP0	218845	2000	US TREASURY STRIP	08/28/2014	257,308.00	.000	08/15/2029	400,000.00	2.970	4214
912833XP0	219037	2000	US TREASURY STRIP	09/18/2014	62,500.00	.000	08/15/2029	100,000.00	3.178	4214
912833XP0	219297	2000	US TREASURY STRIP	10/17/2014	26,503.60	.000	08/15/2029	40,000.00	2.795	4214
912833XP0	224323	2000	USTREASURYSTRIP	10/08/2015	70,977.00	.000	08/15/2029	100,000.00	2.490	4214
912833XP0	224491	2000	USTREASURYSTRIP	10/22/2015	70,753.00	.000	08/15/2029	100,000.00	2.520	4214
912833XP0	224569	2000	USTREASURYSTRIP	10/29/2015	28,246.80	.000	08/15/2029	40,000.00	2.538	4214
912833XP0	228081	2000	US TREASURY STRI ZERO-% 8	09/23/2016	38,585.50	.000	08/15/2029	50,000.00	2.020	4214
912833XP0	228293	2000	US TREASURY STRI ZERO-% 8	10/14/2016	191,315.00	.000	08/15/2029	250,000.00	2.095	4214
912833XP0	234136	2000	S 0 08-15-29	10/26/2017	29,693.60	.000	08/15/2029	40,000.00	2.540	4214
912833XP0	234160	2000	S 0 08-15-29	10/26/2017	37,117.00	.000	08/15/2029	50,000.00	2.540	4214
912833XP0	234195	2000	S 0 08-15-29	10/27/2017	18,516.75	.000	08/15/2029	25,000.00	2.560	4214
912833XT2	189270	2000	US TREASURY STRIP	11/21/2008	2,012.50	.000	11/15/2029	5,000.00	4.384	4306
912833XT2	201941	2000	US TREASURY STRIP	11/17/2010	22,038.00	.000	11/15/2029	50,000.00	4.360	4306
912833XT2	202157	2000	US TREASURY STRIP	11/24/2010	21,799.50	.000	11/15/2029	50,000.00	4.423	4306
912833XT2	203396	2000	US TREASURY STRIP	01/31/2011	41,397.00	.000	11/15/2029	100,000.00	4.750	4306
912833XT2	212198	2000	US TREASURY STRIP	11/30/2012	97,201.50	.000	11/15/2029	150,000.00	2.575	4306
912833XT2	212328	2000	US TREASURY STRIP	12/13/2012	227,090.50	.000	11/15/2029	350,000.00	2.573	4306
912833XT2	212657	2000	US TREASURY STRIP	01/17/2013	31,166.50	.000	11/15/2029	50,000.00	2.829	4306
912833XT2	216077	2000	US TREASURY STRIP	11/21/2013	28,157.50	.000	11/15/2029	50,000.00	3.625	4306
912833XT2	216422	2000	US TREASURY STRIP	01/09/2014	54,936.00	.000	11/15/2029	100,000.00	3.816	4306
912833XT2	219698	2000	US TREASURY STRIP	11/20/2014	162,167.50	.000	11/15/2029	250,000.00	2.909	4306
912833XT2	220252	2000	US TREASURY STRIP	01/09/2015	35,448.00	.000	11/15/2029	50,000.00	2.330	4306
912833XT2	220354	2000	US TREASURY STRIP	01/20/2015	70,649.00	.000	11/15/2029	100,000.00	2.359	4306
912833XT2	220442	2000	US TREASURY STRIP	01/26/2015	71,914.00	.000	11/15/2029	100,000.00	2.240	4306



Run Date: 2/5/2018 9:58:38 AM

Investments Outstanding As Of Date: 1/31/2018

INVENTORY BY MATURITY REPORT

CUSIP	Investment #	Fund	Issuer	Purchase Date	Current Book	Current Rate	Maturity Date	Current Par	YTM	Days to Maturity
912833XT2	220461	2000	US TREASURY STRIP	01/26/2015	35,838.50	.000	11/15/2029	50,000.00	2.263	4306
912833XT2	220481	2000	US TREASURY STRIP	01/26/2015	28,673.20	.000	11/15/2029	40,000.00	2.262	4306
912833XT2	220509	2000	US TREASURY STRIP	01/27/2015	179,532.50	.000	11/15/2029	250,000.00	2.250	4306
912833XT2	220613	2000	US TREASURY STRIP	01/29/2015	178,337.50	.000	11/15/2029	250,000.00	2.297	4306
912833XT2	225027	2000	USTREASURYSTRI	12/24/2015	174,040.00	.000	11/15/2029	250,000.00	2.624	4306
912833XT2	225330	2000	USTREASURYSTRI	02/04/2016	71,526.00	.000	11/15/2029	100,000.00	2.447	4306
912833XT2	228578	2000	US TREASURY STRI ZERO-% 1	11/14/2016	14,310.23	.000	11/15/2029	19,000.00	2.192	4306
912833XT2	229130	2000	S 0 11-15-29	01/12/2017	14,155.60	.000	11/15/2029	20,000.00	2.710	4306
912833XT2	229131	2000	S 0 11-15-29	01/12/2017	14,155.60	.000	11/15/2029	20,000.00	2.710	4306
912833XT2	229277	2000	S 0 11-15-29	01/26/2017	176,237.50	.000	11/15/2029	250,000.00	2.750	4306
912833XT2	229412	2000	S 0 11-15-29	02/02/2017	28,035.60	.000	11/15/2029	40,000.00	2.800	4306
912833XT2	234364	2000	S 0 11-15-29	11/16/2017	73,525.00	.000	11/15/2029	100,000.00	2.580	4306
912833XT2	234936	2000	S 0 11-15-29	01/25/2018	28,875.60	.000	11/15/2029	40,000.00	2.780	4306
31359YDB0	173967	2000	FMNA STRIP	12/14/2005	149,678.01	.000	01/15/2030	513,000.00	5.180	4367
912833XX3	184847	2000	US TREASURY STRIP	02/28/2008	3,482.97	.000	02/15/2030	10,000.00	4.860	4398
912833XX3	185237	2000	US TREASURY STRIP	03/27/2008	3,800.00	.000	02/15/2030	10,000.00	4.470	4398
912833XX3	185628	2000	US TREASURY STRIP	04/16/2008	3,800.00	.000	02/15/2030	10,000.00	4.481	4398
912833XX3	185892	2000	US TREASURY STRIP	04/28/2008	9,217.25	.000	02/15/2030	25,000.00	4.630	4398
912833XX3	191130	2000	US TREASURY STRIP	04/13/2009	2,250.00	.000	02/15/2030	5,000.00	3.868	4398
912833XX3	203865	2000	US TREASURY STRIP	02/28/2011	20,308.00	.000	02/15/2030	50,000.00	4.808	4398
912833XX3	204512	2000	US TREASURY STRIP	04/12/2011	40,681.00	.000	02/15/2030	100,000.00	4.830	4398
912833XX3	205425	2000	US TREASURY STRIP	05/05/2011	42,849.00	.000	02/15/2030	100,000.00	4.564	4398
912833XX3	208708	2000	US TREASURY STRIP	02/16/2012	28,921.50	.000	02/15/2030	50,000.00	3.065	4398
912833XX3	208879	2000	US TREASURY STRIP	03/05/2012	58,409.00	.000	02/15/2030	100,000.00	3.018	4398
912833XX3	209018	2000	US TREASURY STRIP	03/19/2012	27,336.50	.000	02/15/2030	50,000.00	3.400	4398
912833XX3	209143	2000	US TREASURY STRIP	04/05/2012	27,946.50	.000	02/15/2030	50,000.00	3.283	4398
912833XX3	209935	2000	US TREASURY STRIP	04/30/2012	29,070.50	.000	02/15/2030	50,000.00	3.071	4398
912833XX3	213297	2000	US TREASURY STRIP	03/25/2013	30,283.50	.000	02/15/2030	50,000.00	2.990	4398
912833XX3	213367	2000	US TREASURY STRIP	03/28/2013	60,753.00	.000	02/15/2030	100,000.00	2.973	4398
912833XX3	213444	2000	US TREASURY STRIP	04/04/2013	30,856.50	.000	02/15/2030	50,000.00	2.882	4398
912833XX3	213511	2000	US TREASURY STRIP	04/12/2013	63,428.00	.000	02/15/2030	100,000.00	2.721	4398
912833XX3	214263	2000	US TREASURY STRIP	05/02/2013	64,274.00	.000	02/15/2030	100,000.00	2.650	4398
912833XX3	216917	2000	US TREASURY STRIP	03/21/2014	143,740.00	.000	02/15/2030	250,000.00	3.510	4398



Run Date: 2/5/2018 9:58:38 AM

Investments Outstanding As Of Date: 1/31/2018

INVENTORY BY MATURITY REPORT

CUSIP	Investment #	Fund	Issuer	Purchase Date	Current Book	Current Rate	Maturity Date	Current Par	YTM	Days to Maturity
912833XX3	220883	2000	US TREASURY STRIP	02/13/2015	27,839.20	.000	02/15/2030	40,000.00	2.430	4398
912833XX3	222333	2000	US TREASURY STRIP	04/30/2015	27,898.80	.000	02/15/2030	40,000.00	2.450	4398
912833XX3	225726	2000	USTREASURYSTRIP	03/17/2016	28,864.80	.000	02/15/2030	40,000.00	2.358	4398
912833XX3	225761	2000	USTREASURYSTRIP	03/17/2016	13,166.83	.000	02/15/2030	18,250.00	2.360	4398
912833XX3	229666	2000	S 0 02-15-30	02/24/2017	36,343.84	.000	02/15/2030	52,000.00	2.780	4398
912833XX3	230024	2000	S 0 02-15-30	03/24/2017	279,628.00	.000	02/15/2030	400,000.00	2.795	4398
912833XX3	230116	2000	S 0 02-15-30	03/30/2017	176,715.00	.000	02/15/2030	250,000.00	2.711	4398
912833XX3	230222	2000	S 0 02-15-30	04/06/2017	35,593.00	.000	02/15/2030	50,000.00	2.660	4398
912833XX3	230336	2000	S 0 02-15-30	04/17/2017	28,751.20	.000	02/15/2030	40,000.00	2.590	4398
912833XX3	230976	2000	S 0 02-15-30	04/28/2017	179,835.00	.000	02/15/2030	250,000.00	2.590	4398
31359YEA1	173972	2000	FNMA STRIP	12/14/2005	446,896.72	.000	05/15/2030	1,558,000.00	5.180	4487
912833XU9	186344	2010	US TREASURY STRIP	05/22/2008	2,669,356.56	.000	05/15/2030	7,538,000.00	4.779	4487
912833XU9	186674	2000	US TREASURY STRIP	06/09/2008	8,796.00	.000	05/15/2030	25,000.00	4.820	4487
912833XU9	187237	2000	US TREASURY STRIP	07/11/2008	3,685.50	.000	05/15/2030	10,000.00	4.622	4487
912833XU9	197113	2000	US TREASURY STRIP	05/11/2010	125,451.43	.000	05/15/2030	306,000.00	4.506	4487
912833XU9	197205	2000	US TREASURY STRIP	05/14/2010	10,115.50	.000	05/15/2030	25,000.00	4.575	4487
912833XU9	198713	2000	US TREASURY STRIP	07/13/2010	43,800.00	.000	05/15/2030	100,000.00	4.205	4487
912833XU9	205484	2000	US TREASURY STRIP	05/09/2011	42,946.00	.000	05/15/2030	100,000.00	4.494	4487
912833XU9	206129	2000	US TREASURY STRIP	06/13/2011	44,555.00	.000	05/15/2030	100,000.00	4.319	4487
912833XU9	206325	2000	US TREASURY STRIP	06/23/2011	22,256.50	.000	05/15/2030	50,000.00	4.330	4487
912833XU9	206383	2000	US TREASURY STRIP	06/27/2011	22,195.00	.000	05/15/2030	50,000.00	4.348	4487
912833XU9	210188	2000	US TREASURY STRIP	05/16/2012	30,005.50	.000	05/15/2030	50,000.00	2.858	4487
912833XU9	210403	2000	US TREASURY STRIP	06/06/2012	32,844.50	.000	05/15/2030	50,000.00	2.356	4487
912833XU9	210609	2000	US TREASURY STRIP	06/25/2012	31,362.50	.000	05/15/2030	50,000.00	2.624	4487
912833XU9	214715	2000	US TREASURY STRIP	06/17/2013	29,084.00	.000	05/15/2030	50,000.00	3.230	4487
912833XU9	218192	2000	US TREASURY STRIP	06/26/2014	29,634.50	.000	05/15/2030	50,000.00	3.320	4487
912833XU9	218218	2000	US TREASURY STRIP	06/27/2014	29,671.00	.000	05/15/2030	50,000.00	3.313	4487
912833XU9	218588	2000	US TREASURY STRIP	07/31/2014	30,571.00	.000	05/15/2030	50,000.00	3.140	4487
912833XU9	222632	2000	US TREASURY STRIP	05/21/2015	164,140.00	.000	05/15/2030	250,000.00	2.828	4487
912833XU9	226889	2000	US TREASURY STRI ZERO-% 5	05/26/2016	87,688.80	.000	05/15/2030	120,000.00	2.258	4487
912833XU9	227323	2000	US TREASURY STRI ZERO-% 5	07/15/2016	39,075.50	.000	05/15/2030	50,000.00	1.790	4487
912833XU9	227506	2000	US TREASURY STRI ZERO-% 5	07/29/2016	30,878.00	.000	05/15/2030	40,000.00	1.885	4487
912833XU9	227678	2000	US TREASURY STRI ZERO-% 5	08/12/2016	77,039.00	.000	05/15/2030	100,000.00	1.905	4487



Run Date: 2/5/2018 9:58:38 AM

Investments Outstanding As Of Date: 1/31/2018

INVENTORY BY MATURITY REPORT

CUSIP	Investment #	Fund	Issuer	Purchase Date	Current Book	Current Rate	Maturity Date	Current Par	YTM	Days to Maturity
912833XU9	231312	2000	S 0 05-15-30	05/11/2017	28,257.20	.000	05/15/2030	40,000.00	2.689	4487
912833XU9	231583	2000	S 0 05-15-30	06/02/2017	28,846.80	.000	05/15/2030	40,000.00	2.540	4487
912833XY1	178596	2000	US TREASURY STRIP	10/26/2006	43,180.20	.000	08/15/2030	138,000.00	4.941	4579
912833XY1	188172	2010	US TREASURY STRIP	09/22/2008	228,124.80	.000	08/15/2030	576,000.00	4.275	4579
912833XY1	207500	2000	US TREASURY STRIP	09/23/2011	27,601.50	.000	08/15/2030	50,000.00	3.170	4579
912833XY1	207870	2000	US TREASURY STRIP	10/31/2011	54,463.00	.000	08/15/2030	100,000.00	3.260	4579
912833XY1	207923	2000	US TREASURY STRIP	11/03/2011	27,138.50	.000	08/15/2030	50,000.00	3.280	4579
912833XY1	211249	2000	US TREASURY STRIP	08/17/2012	31,018.00	.000	08/15/2030	50,000.00	2.671	4579
912833XY1	211309	2000	US TREASURY STRIP	08/22/2012	60,719.00	.000	08/15/2030	100,000.00	2.794	4579
912833XY1	215304	2000	US TREASURY STRIP	08/16/2013	26,768.00	.000	08/15/2030	50,000.00	3.710	4579
912833XY1	215628	2000	US TREASURY STRIP	09/26/2013	27,014.00	.000	08/15/2030	50,000.00	3.679	4579
912833XY1	215891	2000	US TREASURY STRIP	11/01/2013	55,712.00	.000	08/15/2030	100,000.00	3.515	4579
912833XY1	218846	2000	US TREASURY STRIP	08/28/2014	247,876.00	.000	08/15/2030	400,000.00	3.020	4579
912833XY1	219038	2000	US TREASURY STRIP	09/18/2014	60,300.00	.000	08/15/2030	100,000.00	3.205	4579
912833XY1	219290	2000	US TREASURY STRIP	10/17/2014	25,637.60	.000	08/15/2030	40,000.00	2.830	4579
912833XY1	224324	2000	USTREASURYSTRIP	10/08/2015	68,686.00	.000	08/15/2030	100,000.00	2.545	4579
912833XY1	224492	2000	USTREASURYSTRIP	10/22/2015	68,401.00	.000	08/15/2030	100,000.00	2.580	4579
912833XY1	224570	2000	USTREASURYSTRIP	10/29/2015	27,323.60	.000	08/15/2030	40,000.00	2.593	4579
912833XY1	228092	2000	US TREASURY STRI ZERO-% 8	09/23/2016	37,558.50	.000	08/15/2030	50,000.00	2.070	4579
912833XY1	228274	2000	US TREASURY STRI ZERO-% 8	10/14/2016	185,965.00	.000	08/15/2030	250,000.00	2.150	4579
912833XY1	234137	2000	S 0 08-15-30	10/26/2017	28,734.80	.000	08/15/2030	40,000.00	2.600	4579
912833XY1	234161	2000	S 0 08-15-30	10/26/2017	35,941.50	.000	08/15/2030	50,000.00	2.595	4579
912833XY1	234196	2000	S 0 08-15-30	10/27/2017	17,915.25	.000	08/15/2030	25,000.00	2.620	4579
9128337N4	189271	2000	US TREASURY STRIP	11/21/2008	1,925.00	.000	11/15/2030	5,000.00	4.389	4671
9128337N4	203397	2000	US TREASURY STRIP	01/31/2011	39,285.00	.000	11/15/2030	100,000.00	4.778	4671
9128337N4	212199	2000	US TREASURY STRIP	11/30/2012	93,927.00	.000	11/15/2030	150,000.00	2.624	4671
9128337N4	212329	2000	US TREASURY STRIP	12/13/2012	219,327.50	.000	11/15/2030	350,000.00	2.625	4671
9128337N4	212658	2000	US TREASURY STRIP	01/17/2013	30,017.00	.000	11/15/2030	50,000.00	2.883	4671
9128337N4	216078	2000	US TREASURY STRIP	11/21/2013	26,893.50	.000	11/15/2030	50,000.00	3.685	4671
9128337N4	216423	2000	US TREASURY STRIP	01/09/2014	52,384.00	.000	11/15/2030	100,000.00	3.875	4671
9128337N4	219699	2000	US TREASURY STRIP	11/20/2014	156,930.00	.000	11/15/2030	250,000.00	2.934	4671
9128337N4	220253	2000	US TREASURY STRIP	01/09/2015	34,473.50	.000	11/15/2030	50,000.00	2.360	4671
9128337N4	220355	2000	US TREASURY STRIP	01/20/2015	68,765.00	.000	11/15/2030	100,000.00	2.382	4671



Run Date: 2/5/2018 9:58:38 AM

Investments Outstanding As Of Date: 1/31/2018

INVENTORY BY MATURITY REPORT

CUSIP	Investment #	Fund	Issuer	Purchase Date	Current Book	Current Rate	Maturity Date	Current Par	YTM	Days to Maturity
9128337N4	220443	2000	US TREASURY STRIP	01/26/2015	70,110.00	.000	11/15/2030	100,000.00	2.260	4671
9128337N4	220462	2000	US TREASURY STRIP	01/26/2015	34,948.50	.000	11/15/2030	50,000.00	2.279	4671
9128337N4	220482	2000	US TREASURY STRIP	01/26/2015	27,948.00	.000	11/15/2030	40,000.00	2.282	4671
9128337N4	220510	2000	US TREASURY STRIP	01/27/2015	175,012.50	.000	11/15/2030	250,000.00	2.270	4671
9128337N4	220614	2000	US TREASURY STRIP	01/29/2015	173,905.00	.000	11/15/2030	250,000.00	2.311	4671
9128337N4	225028	2000	USTREASURYSTRIP	12/24/2015	168,765.00	.000	11/15/2030	250,000.00	2.656	4671
9128337N4	225331	2000	USTREASURYSTRIP	02/04/2016	69,459.00	.000	11/15/2030	100,000.00	2.481	4671
9128337N4	228579	2000	US TREASURY STR ZERO-% 1	11/14/2016	13,169.52	.000	11/15/2030	18,000.00	2.244	4671
9128337N4	229127	2000	S 0 11-15-30	01/12/2017	13,704.60	.000	11/15/2030	20,000.00	2.750	4671
9128337N4	229144	2000	S 0 11-15-30	01/12/2017	13,704.60	.000	11/15/2030	20,000.00	2.750	4671
9128337N4	229278	2000	S 0 11-15-30	01/26/2017	170,557.50	.000	11/15/2030	250,000.00	2.790	4671
9128337N4	229413	2000	S 0 11-15-30	02/02/2017	27,118.80	.000	11/15/2030	40,000.00	2.840	4671
9128337N4	234365	2000	S 0 11-15-30	11/16/2017	71,297.00	.000	11/15/2030	100,000.00	2.620	4671
9128337N4	234937	2000	S 0 11-15-30	01/25/2018	28,018.40	.000	11/15/2030	40,000.00	2.800	4671
912803CK7	184848	2000	US TREASURY STRIP (P)	02/28/2008	3,364.63	.000	02/15/2031	10,000.00	4.800	4763
912833XZ8	185238	2000	US TREASURY STRIP	03/27/2008	3,700.00	.000	02/15/2031	10,000.00	4.392	4763
912833XZ8	185629	2000	US TREASURY STRIP	04/16/2008	3,700.00	.000	02/15/2031	10,000.00	4.402	4763
912833XZ8	185893	2000	US TREASURY STRIP	04/28/2008	8,923.25	.000	02/15/2031	25,000.00	4.570	4763
912833XZ8	191131	2000	US TREASURY STRIP	04/13/2009	2,200.00	.000	02/15/2031	5,000.00	3.794	4763
912833XZ8	208709	2000	US TREASURY STRIP	02/16/2012	27,872.00	.000	02/15/2031	50,000.00	3.100	4763
912833XZ8	208880	2000	US TREASURY STRIP	03/05/2012	56,337.00	.000	02/15/2031	100,000.00	3.051	4763
912833XZ8	209019	2000	US TREASURY STRIP	03/19/2012	26,400.00	.000	02/15/2031	50,000.00	3.406	4763
912833XZ8	209144	2000	US TREASURY STRIP	04/05/2012	26,862.00	.000	02/15/2031	50,000.00	3.321	4763
912833XZ8	209936	2000	US TREASURY STRIP	04/30/2012	28,057.50	.000	02/15/2031	50,000.00	3.098	4763
912833XZ8	213298	2000	US TREASURY STRIP	03/25/2013	29,037.50	.000	02/15/2031	50,000.00	3.060	4763
912833XZ8	213368	2000	US TREASURY STRIP	03/28/2013	58,325.00	.000	02/15/2031	100,000.00	3.037	4763
912833XZ8	213445	2000	US TREASURY STRIP	04/04/2013	29,608.50	.000	02/15/2031	50,000.00	2.954	4763
912833XZ8	213512	2000	US TREASURY STRIP	04/12/2013	61,034.00	.000	02/15/2031	100,000.00	2.786	4763
912833XZ8	214264	2000	US TREASURY STRIP	05/02/2013	61,948.00	.000	02/15/2031	100,000.00	2.710	4763
912833XZ8	216918	2000	US TREASURY STRIP	03/21/2014	137,447.50	.000	02/15/2031	250,000.00	3.570	4763
912833XZ8	220885	2000	US TREASURY STRIP	02/13/2015	27,046.40	.000	02/15/2031	40,000.00	2.460	4763
912833XZ8	222334	2000	US TREASURY STRIP	04/30/2015	27,100.80	.000	02/15/2031	40,000.00	2.480	4763
912833XZ8	225728	2000	USTREASURYSTRIP	03/17/2016	28,046.00	.000	02/15/2031	40,000.00	2.395	4763



Run Date: 2/5/2018 9:58:38 AM

Investments Outstanding As Of Date: 1/31/2018

INVENTORY BY MATURITY REPORT

CUSIP	Investment #	Fund	Issuer	Purchase Date	Current Book	Current Rate	Maturity Date	Current Par	YTM	Days to Maturity
912833XZ8	225739	2000	USTREASURYSTRIP	03/17/2016	12,823.55	.000	02/15/2031	18,250.00	2.380	4763
912833XZ8	229667	2000	S 0 02-15-31	02/24/2017	35,208.16	.000	02/15/2031	52,000.00	2.810	4763
912833XZ8	230025	2000	S 0 02-15-31	03/24/2017	270,672.00	.000	02/15/2031	400,000.00	2.830	4763
912833XZ8	230118	2000	S 0 02-15-31	03/30/2017	171,105.00	.000	02/15/2031	250,000.00	2.750	4763
912833XZ8	230223	2000	S 0 02-15-31	04/06/2017	34,428.50	.000	02/15/2031	50,000.00	2.710	4763
912833XZ8	230337	2000	S 0 02-15-31	04/17/2017	27,868.00	.000	02/15/2031	40,000.00	2.630	4763
912833XZ8	230977	2000	S 0 02-15-31	04/28/2017	174,315.00	.000	02/15/2031	250,000.00	2.630	4763
9128337P9	186345	2010	US TREASURY STRIP	05/22/2008	2,558,246.44	.000	05/15/2031	7,538,000.00	4.758	4852
9128337P9	186675	2000	US TREASURY STRIP	06/09/2008	8,452.75	.000	05/15/2031	25,000.00	4.785	4852
9128337P9	187238	2000	US TREASURY STRIP	07/11/2008	3,541.30	.000	05/15/2031	10,000.00	4.596	4852
9128337P9	197114	2000	US TREASURY STRIP	05/11/2010	119,704.75	.000	05/15/2031	306,000.00	4.517	4852
9128337P9	197207	2000	US TREASURY STRIP	05/14/2010	9,583.00	.000	05/15/2031	25,000.00	4.618	4852
9128337P9	198714	2000	US TREASURY STRIP	07/13/2010	41,900.00	.000	05/15/2031	100,000.00	4.218	4852
9128337P9	210189	2000	US TREASURY STRIP	05/16/2012	28,844.50	.000	05/15/2031	50,000.00	2.917	4852
9128337P9	210404	2000	US TREASURY STRIP	06/06/2012	31,877.50	.000	05/15/2031	50,000.00	2.391	4852
9128337P9	210610	2000	US TREASURY STRIP	06/25/2012	30,489.00	.000	05/15/2031	50,000.00	2.636	4852
9128337P9	214716	2000	US TREASURY STRIP	06/17/2013	27,870.50	.000	05/15/2031	50,000.00	3.290	4852
9128337P9	218193	2000	US TREASURY STRIP	06/26/2014	28,414.00	.000	05/15/2031	50,000.00	3.375	4852
9128337P9	218219	2000	US TREASURY STRIP	06/27/2014	28,438.00	.000	05/15/2031	50,000.00	3.370	4852
9128337P9	218589	2000	US TREASURY STRIP	07/31/2014	29,486.50	.000	05/15/2031	50,000.00	3.170	4852
9128337P9	222634	2000	US TREASURY STRIP	05/21/2015	158,265.00	.000	05/15/2031	250,000.00	2.881	4852
9128337P9	226890	2000	US TREASURY STRI ZERO-% 5	05/26/2016	85,387.20	.000	05/15/2031	120,000.00	2.286	4852
9128337P9	227324	2000	US TREASURY STRI ZERO-% 5	07/15/2016	38,160.00	.000	05/15/2031	50,000.00	1.830	4852
9128337P9	227507	2000	US TREASURY STRI ZERO-% 5	07/29/2016	30,148.80	.000	05/15/2031	40,000.00	1.920	4852
9128337P9	227679	2000	US TREASURY STRI ZERO-% 5	08/12/2016	75,152.00	.000	05/15/2031	100,000.00	1.945	4852
9128337P9	231313	2000	S 0 05-15-31	05/11/2017	27,300.00	.000	05/15/2031	40,000.00	2.745	4852
9128337P9	231584	2000	S 0 05-15-31	06/02/2017	27,954.00	.000	05/15/2031	40,000.00	2.585	4852
9128334S6	178597	2000	US TREASURY STRIP	10/26/2006	41,082.60	.000	08/15/2031	138,000.00	4.945	4944
9128334S6	188173	2010	US TREASURY STRIP	09/22/2008	219,709.44	.000	08/15/2031	576,000.00	4.254	4944
9128334S6	211250	2000	US TREASURY STRIP	08/17/2012	29,986.00	.000	08/15/2031	50,000.00	2.710	4944
9128334S6	211310	2000	US TREASURY STRIP	08/22/2012	58,617.00	.000	08/15/2031	100,000.00	2.834	4944
9128334S6	215305	2000	US TREASURY STRIP	08/16/2013	25,575.00	.000	08/15/2031	50,000.00	3.760	4944
9128334S6	215629	2000	US TREASURY STRIP	09/26/2013	25,832.50	.000	08/15/2031	50,000.00	3.727	4944



Run Date: 2/5/2018 9:58:38 AM

Investments Outstanding As Of Date: 1/31/2018

INVENTORY BY MATURITY REPORT

CUSIP	Investment #	Fund	Issuer	Purchase Date	Current Book	Current Rate	Maturity Date	Current Par	YTM	Days to Maturity
9128334S6	215892	2000	US TREASURY STRIP	11/01/2013	53,243.00	.000	08/15/2031	100,000.00	3.575	4944
9128334S6	218847	2000	US TREASURY STRIP	08/28/2014	238,956.00	.000	08/15/2031	400,000.00	3.060	4944
9128334S6	219039	2000	US TREASURY STRIP	09/18/2014	58,000.00	.000	08/15/2031	100,000.00	3.248	4944
9128334S6	219288	2000	US TREASURY STRIP	10/17/2014	24,762.40	.000	08/15/2031	40,000.00	2.870	4944
9128334S6	224325	2000	US TREASURY STRIP	10/08/2015	66,189.00	.000	08/15/2031	100,000.00	2.620	4944
9128334S6	224493	2000	USTREASURYSTRIP	10/22/2015	66,099.00	.000	08/15/2031	100,000.00	2.635	4944
9128334S6	224571	2000	USTREASURYSTRIP	10/29/2015	26,471.60	.000	08/15/2031	40,000.00	2.630	4944
9128334S6	228093	2000	US TREASURY STRI ZERO-% 8	09/23/2016	36,603.50	.000	08/15/2031	50,000.00	2.105	4944
9128334S6	228275	2000	US TREASURY STRI ZERO-% 8	10/14/2016	181,230.00	.000	08/15/2031	250,000.00	2.180	4944
9128334S6	234138	2000	S 0 08-15-31	10/26/2017	27,774.00	.000	08/15/2031	40,000.00	2.660	4944
9128334S6	234162	2000	S 0 08-15-31	10/26/2017	34,765.00	.000	08/15/2031	50,000.00	2.650	4944
9128334S6	234197	2000	S 0 08-15-31	10/27/2017	17,312.75	.000	08/15/2031	25,000.00	2.680	4944
9128337Q7	189272	2000	US TREASURY STRIP	11/21/2008	1,818.25	.000	11/15/2031	5,000.00	4.450	5036
9128337Q7	212200	2000	US TREASURY STRIP	11/30/2012	90,726.00	.000	11/15/2031	150,000.00	2.670	5036
9128337Q7	212331	2000	US TREASURY STRIP	12/13/2012	211,620.50	.000	11/15/2031	350,000.00	2.677	5036
9128337Q7	212659	2000	US TREASURY STRIP	01/17/2013	28,954.50	.000	11/15/2031	50,000.00	2.923	5036
9128337Q7	216079	2000	US TREASURY STRIP	11/21/2013	25,724.00	.000	11/15/2031	50,000.00	3.730	5036
9128337Q7	216424	2000	US TREASURY STRIP	01/09/2014	50,087.00	.000	11/15/2031	100,000.00	3.912	5036
9128337Q7	219701	2000	US TREASURY STRIP	11/20/2014	151,685.00	.000	11/15/2031	250,000.00	2.963	5036
9128337Q7	220254	2000	US TREASURY STRIP	01/09/2015	33,506.50	.000	11/15/2031	50,000.00	2.390	5036
9128337Q7	220356	2000	US TREASURY STRIP	01/20/2015	66,801.00	.000	11/15/2031	100,000.00	2.413	5036
9128337Q7	220444	2000	US TREASURY STRIP	01/26/2015	68,211.00	.000	11/15/2031	100,000.00	2.290	5036
9128337Q7	220463	2000	US TREASURY STRIP	01/26/2015	33,995.50	.000	11/15/2031	50,000.00	2.309	5036
9128337Q7	220483	2000	US TREASURY STRIP	01/26/2015	27,180.40	.000	11/15/2031	40,000.00	2.313	5036
9128337Q7	220511	2000	US TREASURY STRIP	01/27/2015	170,540.00	.000	11/15/2031	250,000.00	2.290	5036
9128337Q7	220615	2000	US TREASURY STRIP	01/29/2015	169,220.00	.000	11/15/2031	250,000.00	2.338	5036
9128337Q7	225029	2000	USTREASURYSTRIP	12/24/2015	163,407.50	.000	11/15/2031	250,000.00	2.693	5036
9128337Q7	225332	2000	USTREASURYSTRIP	02/04/2016	67,408.00	.000	11/15/2031	100,000.00	2.515	5036
9128337Q7	228580	2000	US TREASURY STRI ZERO-% 1	11/14/2016	12,776.04	.000	11/15/2031	18,000.00	2.298	5036
9128337Q7	229097	2000	S 0 11-15-31	01/12/2017	13,257.60	.000	11/15/2031	20,000.00	2.790	5036
9128337Q7	229132	2000	S 0 11-15-31	01/12/2017	13,257.60	.000	11/15/2031	20,000.00	2.790	5036
9128337Q7	229279	2000	S 0 11-15-31	01/26/2017	164,930.00	.000	11/15/2031	250,000.00	2.830	5036
9128337Q7	229414	2000	S 0 11-15-31	02/02/2017	26,173.20	.000	11/15/2031	40,000.00	2.890	5036



Run Date: 2/5/2018 9:58:38 AM

Investments Outstanding As Of Date: 1/31/2018

INVENTORY BY MATURITY REPORT

CUSIP	Investment #	Fund	Issuer	Purchase Date	Current Book	Current Rate	Maturity Date	Current Par	YTM	Days to Maturity
9128337Q7	234366	2000	S 0 11-15-31	11/16/2017	69,082.00	.000	11/15/2031	100,000.00	2.660	5036
9128337Q7	234938	2000	S 0 11-15-31	01/25/2018	27,176.00	.000	11/15/2031	40,000.00	2.820	5036
9128334T4	184849	2000	US TREASURY STRIP	02/28/2008	3,607.60	.000	02/15/2032	10,000.00	4.300	5128
9128334T4	185239	2000	US TREASURY STRIP	03/27/2008	3,520.00	.000	02/15/2032	10,000.00	4.419	5128
9128334T4	185630	2000	US TREASURY STRIP	04/16/2008	3,550.00	.000	02/15/2032	10,000.00	4.393	5128
9128334T4	185894	2000	US TREASURY STRIP	04/28/2008	8,568.75	.000	02/15/2032	25,000.00	4.550	5128
9128334T4	191132	2000	US TREASURY STRIP	04/13/2009	2,150.00	.000	02/15/2032	5,000.00	3.729	5128
9128334T4	213299	2000	US TREASURY STRIP	03/25/2013	27,908.00	.000	02/15/2032	50,000.00	3.110	5128
9128334T4	213369	2000	US TREASURY STRIP	03/28/2013	56,007.00	.000	02/15/2032	100,000.00	3.093	5128
9128334T4	213446	2000	US TREASURY STRIP	04/04/2013	28,429.00	.000	02/15/2032	50,000.00	3.015	5128
9128334T4	213513	2000	US TREASURY STRIP	04/12/2013	58,798.00	.000	02/15/2032	100,000.00	2.838	5128
9128334T4	214265	2000	US TREASURY STRIP	05/02/2013	59,636.00	.000	02/15/2032	100,000.00	2.770	5128
9128334T4	216919	2000	US TREASURY STRIP	03/21/2014	131,737.50	.000	02/15/2032	250,000.00	3.610	5128
9128334T4	220887	2000	US TREASURY STRIP	02/13/2015	26,260.40	.000	02/15/2032	40,000.00	2.490	5128
9128334T4	222335	2000	US TREASURY STRIP	04/30/2015	26,179.20	.000	02/15/2032	40,000.00	2.540	5128
9128334T4	225729	2000	USTREASURYSTRIP	03/17/2016	27,251.20	.000	02/15/2032	40,000.00	2.426	5128
9128334T4	225741	2000	USTREASURYSTRIP	03/17/2016	12,445.22	.000	02/15/2032	18,250.00	2.420	5128
9128334T4	229668	2000	S 0 02-15-32	02/24/2017	33,937.28	.000	02/15/2032	52,000.00	2.870	5128
9128334T4	230026	2000	S 0 02-15-32	03/24/2017	261,056.00	.000	02/15/2032	400,000.00	2.885	5128
9128334T4	230121	2000	S 0 02-15-32	03/30/2017	165,257.50	.000	02/15/2032	250,000.00	2.801	5128
9128334T4	230224	2000	S 0 02-15-32	04/06/2017	33,318.50	.000	02/15/2032	50,000.00	2.750	5128
9128334T4	230338	2000	S 0 02-15-32	04/17/2017	26,912.00	.000	02/15/2032	40,000.00	2.690	5128
9128334T4	230978	2000	S 0 02-15-32	04/28/2017	168,337.50	.000	02/15/2032	250,000.00	2.690	5128
9128337R5	186346	2010	US TREASURY STRIP	05/22/2008	2,429,874.30	.000	05/15/2032	7,538,000.00	4.777	5218
9128337R5	186676	2000	US TREASURY STRIP	06/09/2008	8,090.75	.000	05/15/2032	25,000.00	4.770	5218
9128337R5	187239	2000	US TREASURY STRIP	07/11/2008	3,399.00	.000	05/15/2032	10,000.00	4.577	5218
9128337R5	197115	2000	US TREASURY STRIP	05/11/2010	114,450.73	.000	05/15/2032	306,000.00	4.518	5218
9128337R5	197208	2000	US TREASURY STRIP	05/14/2010	9,127.75	.000	05/15/2032	25,000.00	4.632	5218
9128337R5	198715	2000	US TREASURY STRIP	07/13/2010	40,200.00	.000	05/15/2032	100,000.00	4.217	5218
9128337R5	214717	2000	US TREASURY STRIP	06/17/2013	26,775.50	.000	05/15/2032	50,000.00	3.330	5218
9128337R5	218194	2000	US TREASURY STRIP	06/26/2014	27,300.50	.000	05/15/2032	50,000.00	3.412	5218
9128337R5	218220	2000	US TREASURY STRIP	06/27/2014	27,311.50	.000	05/15/2032	50,000.00	3.410	5218
9128337R5	218590	2000	US TREASURY STRIP	07/31/2014	28,349.00	.000	05/15/2032	50,000.00	3.215	5218



Run Date: 2/5/2018 9:58:38 AM

Investments Outstanding As Of Date: 1/31/2018

INVENTORY BY MATURITY REPORT

CUSIP	Investment #	Fund	Issuer	Purchase Date	Current Book	Current Rate	Maturity Date	Current Par	YTM	Days to Maturity
9128337R5	222636	2000	US TREASURY STRIP	05/21/2015	152,347.50	.000	05/15/2032	250,000.00	2.938	5218
9128337R5	226891	2000	US TREASURY STRI ZERO-% 5	05/26/2016	82,810.80	.000	05/15/2032	120,000.00	2.336	5218
9128337R5	227325	2000	US TREASURY STRI ZERO-% 5	07/15/2016	37,149.50	.000	05/15/2032	50,000.00	1.885	5218
9128337R5	227508	2000	US TREASURY STRI ZERO-% 5	07/29/2016	29,302.00	.000	05/15/2032	40,000.00	1.980	5218
9128337R5	227680	2000	US TREASURY STRI ZERO-% 5	08/12/2016	73,195.00	.000	05/15/2032	100,000.00	1.990	5218
9128337R5	231314	2000	S 0 05-15-32	05/11/2017	26,405.20	.000	05/15/2032	40,000.00	2.786	5218
9128337R5	231586	2000	S 0 05-15-32	06/02/2017	27,044.80	.000	05/15/2032	40,000.00	2.635	5218
9128334U1	188174	2010	US TREASURY STRIP	09/22/2008	211,392.00	.000	08/15/2032	576,000.00	4.239	5310
9128334U1	215306	2000	US TREASURY STRIP	08/16/2013	24,502.00	.000	08/15/2032	50,000.00	3.790	5310
9128334U1	215630	2000	US TREASURY STRIP	09/26/2013	24,740.00	.000	08/15/2032	50,000.00	3.760	5310
9128334U1	215893	2000	US TREASURY STRIP	11/01/2013	50,917.00	.000	08/15/2032	100,000.00	3.625	5310
9128334U1	218848	2000	US TREASURY STRIP	08/28/2014	230,376.00	.000	08/15/2032	400,000.00	3.095	5310
9128334U1	219040	2000	US TREASURY STRIP	09/18/2014	55,900.00	.000	08/15/2032	100,000.00	3.274	5310
9128334U1	219285	2000	US TREASURY STRIP	10/17/2014	23,940.00	.000	08/15/2032	40,000.00	2.900	5310
9128334U1	224326	2000	USTREASURYSTRIP	10/08/2015	63,901.00	.000	08/15/2032	100,000.00	2.675	5310
9128334U1	224494	2000	USTREASURYSTRIP	10/22/2015	63,913.00	.000	08/15/2032	100,000.00	2.680	5310
9128334U1	224556	2000	USTREASURYSTRIP	10/29/2015	25,555.20	.000	08/15/2032	40,000.00	2.685	5310
9128334U1	228095	2000	US TREASURY STRI ZERO-% 8	09/23/2016	35,536.00	.000	08/15/2032	50,000.00	2.160	5310
9128334U1	228276	2000	US TREASURY STRI ZERO-% 8	10/14/2016	175,682.50	.000	08/15/2032	250,000.00	2.240	5310
9128334U1	234139	2000	S 0 08-15-32	10/26/2017	26,931.60	.000	08/15/2032	40,000.00	2.690	5310
9128334U1	234163	2000	S 0 08-15-32	10/26/2017	33,664.50	.000	08/15/2032	50,000.00	2.690	5310
9128334U1	234198	2000	S 0 08-15-32	10/27/2017	16,784.25	.000	08/15/2032	25,000.00	2.710	5310
9128337S3	189274	2000	US TREASURY STRIP	11/21/2008	1,802.35	.000	11/15/2032	5,000.00	4.300	5402
9128337S3	212660	2000	US TREASURY STRIP	01/17/2013	27,918.00	.000	11/15/2032	50,000.00	2.961	5402
9128337S3	216080	2000	US TREASURY STRIP	11/21/2013	24,560.50	.000	11/15/2032	50,000.00	3.780	5402
9128337S3	216425	2000	US TREASURY STRIP	01/09/2014	47,935.00	.000	11/15/2032	100,000.00	3.940	5402
9128337S3	219702	2000	US TREASURY STRIP	11/20/2014	146,565.00	.000	11/15/2032	250,000.00	2.991	5402
9128337S3	220255	2000	US TREASURY STRIP	01/09/2015	32,604.50	.000	11/15/2032	50,000.00	2.410	5402
9128337S3	220357	2000	US TREASURY STRIP	01/20/2015	64,979.00	.000	11/15/2032	100,000.00	2.434	5402
9128337S3	220445	2000	US TREASURY STRIP	01/26/2015	66,441.00	.000	11/15/2032	100,000.00	2.310	5402
9128337S3	220464	2000	US TREASURY STRIP	01/26/2015	33,136.00	.000	11/15/2032	50,000.00	2.325	5402
9128337S3	220484	2000	US TREASURY STRIP	01/26/2015	26,474.00	.000	11/15/2032	40,000.00	2.332	5402
9128337S3	220512	2000	US TREASURY STRIP	01/27/2015	166,115.00	.000	11/15/2032	250,000.00	2.310	5402



Run Date: 2/5/2018 9:58:38 AM

Investments Outstanding As Of Date: 1/31/2018

INVENTORY BY MATURITY REPORT

CUSIP	Investment #	Fund	Issuer	Purchase Date	Current Book	Current Rate	Maturity Date	Current Par	YTM	Days to Maturity
9128337S3	220616	2000	US TREASURY STRIP	01/29/2015	165,100.00	.000	11/15/2032	250,000.00	2.346	5402
9128337S3	225030	2000	USTREASURYSTRIP	12/24/2015	157,917.50	.000	11/15/2032	250,000.00	2.738	5402
9128337S3	225333	2000	USTREASURYSTRIP	02/04/2016	64,965.00	.000	11/15/2032	100,000.00	2.587	5402
9128337S3	228581	2000	US TREASURY STRI ZERO-% 1	11/14/2016	13,071.24	.000	11/15/2032	19,000.00	2.351	5402
9128337S3	229101	2000	S 0 11-15-32	01/12/2017	12,835.00	.000	11/15/2032	20,000.00	2.820	5402
9128337S3	229133	2000	S 0 11-15-32	01/12/2017	12,835.00	.000	11/15/2032	20,000.00	2.820	5402
9128337S3	229280	2000	S 0 11-15-32	01/26/2017	159,365.00	.000	11/15/2032	250,000.00	2.870	5402
9128337S3	229415	2000	S 0 11-15-32	02/02/2017	25,314.80	.000	11/15/2032	40,000.00	2.920	5402
9128337S3	234367	2000	S 0 11-15-32	11/16/2017	66,884.00	.000	11/15/2032	100,000.00	2.700	5402
9128337S3	234939	2000	S 0 11-15-32	01/25/2018	26,348.40	.000	11/15/2032	40,000.00	2.840	5402
9128334V9	185240	2000	US TREASURY STRIP	03/27/2008	3,395.00	.000	02/15/2033	10,000.00	4.388	5494
9128334V9	185631	2000	US TREASURY STRIP	04/16/2008	3,425.00	.000	02/15/2033	10,000.00	4.362	5494
9128334V9	185895	2000	US TREASURY STRIP	04/28/2008	8,192.00	.000	02/15/2033	25,000.00	4.550	5494
9128334V9	191133	2000	US TREASURY STRIP	04/13/2009	2,100.00	.000	02/15/2033	5,000.00	3.672	5494
9128334V9	213370	2000	US TREASURY STRIP	03/28/2013	53,837.00	.000	02/15/2033	100,000.00	3.138	5494
9128334V9	216920	2000	US TREASURY STRIP	03/21/2014	126,167.50	.000	02/15/2033	250,000.00	3.650	5494
9128334V9	220888	2000	US TREASURY STRIP	02/13/2015	25,527.60	.000	02/15/2033	40,000.00	2.510	5494
9128334V9	222337	2000	US TREASURY STRIP	04/30/2015	25,347.60	.000	02/15/2033	40,000.00	2.580	5494
9128334V9	225731	2000	USTREASURYSTRIP	03/17/2016	26,375.60	.000	02/15/2033	40,000.00	2.477	5494
9128334V9	225743	2000	USTREASURYSTRIP	03/17/2016	12,048.28	.000	02/15/2033	18,250.00	2.470	5494
9128334V9	229669	2000	S 0 02-15-33	02/24/2017	32,802.64	.000	02/15/2033	52,000.00	2.905	5494
9128334V9	230027	2000	S 0 02-15-33	03/24/2017	252,100.00	.000	02/15/2033	400,000.00	2.925	5494
9128334V9	230122	2000	S 0 02-15-33	03/30/2017	159,667.50	.000	02/15/2033	250,000.00	2.843	5494
9128334V9	230225	2000	S 0 02-15-33	04/06/2017	32,168.00	.000	02/15/2033	50,000.00	2.800	5494
9128334V9	230339	2000	S 0 02-15-33	04/17/2017	26,039.20	.000	02/15/2033	40,000.00	2.730	5494
9128334V9	230979	2000	S 0 02-15-33	04/28/2017	162,880.00	.000	02/15/2033	250,000.00	2.730	5494
9128337T1	186347	2010	US TREASURY STRIP	05/22/2008	2,332,634.10	.000	05/15/2033	7,538,000.00	4.751	5583
9128337T1	186677	2000	US TREASURY STRIP	06/09/2008	7,699.50	.000	05/15/2033	25,000.00	4.780	5583
9128337T1	187240	2000	US TREASURY STRIP	07/11/2008	3,258.10	.000	05/15/2033	10,000.00	4.565	5583
9128337T1	197116	2000	US TREASURY STRIP	05/11/2010	109,083.49	.000	05/15/2033	306,000.00	4.533	5583
9128337T1	197209	2000	US TREASURY STRIP	05/14/2010	8,693.75	.000	05/15/2033	25,000.00	4.645	5583
9128337T1	198716	2000	US TREASURY STRIP	07/13/2010	38,350.00	.000	05/15/2033	100,000.00	4.241	5583
9128337T1	218195	2000	US TREASURY STRIP	06/26/2014	26,236.00	.000	05/15/2033	50,000.00	3.444	5583



Run Date: 2/5/2018 9:58:38 AM

Investments Outstanding As Of Date: 1/31/2018

INVENTORY BY MATURITY REPORT

CUSIP	Investment #	Fund	Issuer	Purchase Date	Current Book	Current Rate	Maturity Date	Current Par	YTM	Days to Maturity
9128337T1	218221	2000	US TREASURY STRIP	06/27/2014	26,142.00	.000	05/15/2033	50,000.00	3.464	5583
9128337T1	218591	2000	US TREASURY STRIP	07/31/2014	27,307.50	.000	05/15/2033	50,000.00	3.245	5583
9128337T1	222635	2000	US TREASURY STRIP	05/21/2015	146,737.50	.000	05/15/2033	250,000.00	2.985	5583
9128337T1	226892	2000	US TREASURY STRI ZERO-% 5	05/26/2016	80,301.60	.000	05/15/2033	120,000.00	2.381	5583
9128337T1	227326	2000	US TREASURY STRI ZERO-% 5	07/15/2016	36,186.50	.000	05/15/2033	50,000.00	1.930	5583
9128337T1	227509	2000	US TREASURY STRI ZERO-% 5	07/29/2016	28,468.80	.000	05/15/2033	40,000.00	2.035	5583
9128337T1	227681	2000	US TREASURY STRI ZERO-% 5	08/12/2016	71,286.00	.000	05/15/2033	100,000.00	2.030	5583
9128337T1	231315	2000	S O 05-15-33	05/11/2017	25,498.80	.000	05/15/2033	40,000.00	2.832	5583
9128337T1	231588	2000	S O 05-15-33	06/02/2017	26,160.00	.000	05/15/2033	40,000.00	2.680	5583
9128334W7	188175	2010	US TREASURY STRIP	09/22/2008	202,705.92	.000	08/15/2033	576,000.00	4.239	5675
9128334W7	218849	2000	US TREASURY STRIP	08/28/2014	222,368.00	.000	08/15/2033	400,000.00	3.120	5675
9128334W7	219041	2000	US TREASURY STRIP	09/18/2014	53,750.00	.000	08/15/2033	100,000.00	3.311	5675
9128334W7	219274	2000	US TREASURY STRIP	10/17/2014	23,088.80	.000	08/15/2033	40,000.00	2.940	5675
9128334W7	224327	2000	USTREASURYSTRIP	10/08/2015	61,680.00	.000	08/15/2033	100,000.00	2.725	5675
9128334W7	224495	2000	USTREASURYSTRIP	10/22/2015	61,689.00	.000	08/15/2033	100,000.00	2.730	5675
9128334W7	224557	2000	USTREASURYSTRIP	10/29/2015	24,678.00	.000	08/15/2033	40,000.00	2.732	5675
9128334W7	228096	2000	US TREASURY STRI ZERO-% 8	09/23/2016	34,520.50	.000	08/15/2033	50,000.00	2.205	5675
9128334W7	228277	2000	US TREASURY STRI ZERO-% 8	10/14/2016	170,105.00	.000	08/15/2033	250,000.00	2.300	5675
9128334W7	234140	2000	S O 08-15-33	10/26/2017	26,058.40	.000	08/15/2033	40,000.00	2.730	5675
9128334W7	234164	2000	S O 08-15-33	10/26/2017	32,624.00	.000	08/15/2033	50,000.00	2.720	5675
9128334W7	234199	2000	S O 08-15-33	10/27/2017	16,237.00	.000	08/15/2033	25,000.00	2.750	5675
9128337U8	189275	2000	US TREASURY STRIP	11/21/2008	1,727.25	.000	11/15/2033	5,000.00	4.300	5767
9128337U8	216426	2000	US TREASURY STRIP	01/09/2014	45,822.00	.000	11/15/2033	100,000.00	3.971	5767
9128337U8	219703	2000	US TREASURY STRIP	11/20/2014	141,650.00	.000	11/15/2033	250,000.00	3.015	5767
9128337U8	220256	2000	US TREASURY STRIP	01/09/2015	31,833.00	.000	11/15/2033	50,000.00	2.410	5767
9128337U8	220358	2000	US TREASURY STRIP	01/20/2015	63,356.00	.000	11/15/2033	100,000.00	2.440	5767
9128337U8	220446	2000	US TREASURY STRIP	01/26/2015	64,873.00	.000	11/15/2033	100,000.00	2.315	5767
9128337U8	220465	2000	US TREASURY STRIP	01/26/2015	32,367.00	.000	11/15/2033	50,000.00	2.327	5767
9128337U8	220485	2000	US TREASURY STRIP	01/26/2015	25,843.20	.000	11/15/2033	40,000.00	2.337	5767
9128337U8	220513	2000	US TREASURY STRIP	01/27/2015	162,342.50	.000	11/15/2033	250,000.00	2.310	5767
9128337U8	220617	2000	US TREASURY STRIP	01/29/2015	161,355.00	.000	11/15/2033	250,000.00	2.344	5767
9128337U8	225031	2000	USTREASURYSTRIP	12/24/2015	152,427.50	.000	11/15/2033	250,000.00	2.784	5767
9128337U8	225334	2000	USTREASURYSTRIP	02/04/2016	62,696.00	.000	11/15/2033	100,000.00	2.644	5767



Run Date: 2/5/2018 9:58:38 AM

Investments Outstanding As Of Date: 1/31/2018

INVENTORY BY MATURITY REPORT

CUSIP	Investment #	Fund	Issuer	Purchase Date	Current Book	Current Rate	Maturity Date	Current Par	YTM	Days to Maturity
9128337U8	228582	2000	US TREASURY STRI ZERO-% 1	11/14/2016	11,987.82	.000	11/15/2033	18,000.00	2.405	5767
9128337U8	229103	2000	S 0 11-15-33	01/12/2017	12,397.80	.000	11/15/2033	20,000.00	2.860	5767
9128337U8	229134	2000	S 0 11-15-33	01/12/2017	12,397.80	.000	11/15/2033	20,000.00	2.860	5767
9128337U8	229281	2000	S 0 11-15-33	01/26/2017	154,120.00	.000	11/15/2033	250,000.00	2.900	5767
9128337U8	229400	2000	S 0 11-15-33	02/02/2017	24,429.20	.000	11/15/2033	40,000.00	2.960	5767
9128337U8	234368	2000	S 0 11-15-33	11/16/2017	64,806.00	.000	11/15/2033	100,000.00	2.730	5767
9128337U8	234940	2000	S 0 11-15-33	01/25/2018	25,536.00	.000	11/15/2033	40,000.00	2.860	5767
9128334X5	185241	2000	US TREASURY STRIP	03/27/2008	3,250.00	.000	02/15/2034	10,000.00	6.638	5859
9128334X5	185637	2000	US TREASURY STRIP	04/16/2008	3,300.00	.000	02/15/2034	10,000.00	6.546	5859
9128334X5	185897	2000	US TREASURY STRIP	04/28/2008	7,851.25	.000	02/15/2034	25,000.00	6.844	5859
9128334X5	191134	2000	US TREASURY STRIP	04/13/2009	2,050.00	.000	02/15/2034	5,000.00	5.248	5859
9128334X5	213371	2000	US TREASURY STRIP	03/28/2013	51,738.00	.000	02/15/2034	100,000.00	3.865	5859
9128334X5	220890	2000	US TREASURY STRIP	02/13/2015	24,852.00	.000	02/15/2034	40,000.00	2.784	5859
9128334X5	222338	2000	US TREASURY STRIP	04/30/2015	24,569.20	.000	02/15/2034	40,000.00	2.852	5859
9128334X5	225733	2000	USTREASURYSTRIP	03/17/2016	25,461.20	.000	02/15/2034	40,000.00	2.642	5859
9128334X5	225745	2000	USTREASURYSTRIP	03/17/2016	11,632.00	.000	02/15/2034	18,250.00	2.634	5859
9128334X5	229670	2000	S 0 02-15-34	02/24/2017	31,631.08	.000	02/15/2034	52,000.00	2.950	5859
9128334X5	230028	2000	S 0 02-15-34	03/24/2017	243,056.00	.000	02/15/2034	400,000.00	2.970	5859
9128334X5	230123	2000	S 0 02-15-34	03/30/2017	154,300.00	.000	02/15/2034	250,000.00	2.879	5859
9128334X5	230226	2000	S 0 02-15-34	04/06/2017	31,027.00	.000	02/15/2034	50,000.00	2.850	5859
9128334X5	230340	2000	S 0 02-15-34	04/17/2017	25,133.20	.000	02/15/2034	40,000.00	2.780	5859
9128334X5	230980	2000	S 0 02-15-34	04/28/2017	157,215.00	.000	02/15/2034	250,000.00	2.780	5859
9128337V6	186678	2000	US TREASURY STRIP	06/09/2008	7,362.75	.000	05/15/2034	25,000.00	4.770	5948
9128337V6	187241	2000	US TREASURY STRIP	07/11/2008	3,117.50	.000	05/15/2034	10,000.00	4.561	5948
9128337V6	197117	2000	US TREASURY STRIP	05/11/2010	104,429.23	.000	05/15/2034	306,000.00	4.528	5948
9128337V6	197210	2000	US TREASURY STRIP	05/14/2010	8,303.75	.000	05/15/2034	25,000.00	4.645	5948
9128337V6	198717	2000	US TREASURY STRIP	07/13/2010	36,650.00	.000	05/15/2034	100,000.00	4.255	5948
9128337V6	222633	2000	US TREASURY STRIP	05/21/2015	141,057.50	.000	05/15/2034	250,000.00	3.037	5948
9128337V6	226893	2000	US TREASURY STRI ZERO-% 5	05/26/2016	77,565.60	.000	05/15/2034	120,000.00	2.443	5948
9128337V6	227327	2000	US TREASURY STRI ZERO-% 5	07/15/2016	35,154.50	.000	05/15/2034	50,000.00	1.985	5948
9128337V6	227510	2000	US TREASURY NOTE ZERO-%	07/29/2016	27,629.20	.000	05/15/2034	40,000.00	2.090	5948
9128337V6	227682	2000	US TREASURY STRI ZERO-% 5	08/12/2016	69,127.00	.000	05/15/2034	100,000.00	2.090	5948
9128337V6	231292	2000	S 0 05-15-34	05/11/2017	24,601.20	.000	05/15/2034	40,000.00	2.878	5948



Run Date: 2/5/2018 9:58:38 AM

Investments Outstanding As Of Date: 1/31/2018

INVENTORY BY MATURITY REPORT

CUSIP	Investment #	Fund	Issuer	Purchase Date	Current Book	Current Rate	Maturity Date	Current Par	YTM	Days to Maturity
9128337V6	231590	2000	S 0 05-15-34	06/02/2017	25,260.40	.000	05/15/2034	40,000.00	2.730	5948
9128334Y3	218850	2000	US TREASURY STRIP	08/28/2014	214,320.00	.000	08/15/2034	400,000.00	3.150	6040
9128334Y3	219276	2000	US TREASURY STRIP	10/17/2014	22,337.20	.000	08/15/2034	40,000.00	2.960	6040
9128334Y3	224328	2000	USTREASURYSTRIP	10/08/2015	59,532.00	.000	08/15/2034	100,000.00	2.770	6040
9128334Y3	224466	2000	USTREASURYSTRIP	10/22/2015	59,484.00	.000	08/15/2034	100,000.00	2.780	6040
9128334Y3	224558	2000	USTREASURYSTRIP	10/29/2015	23,804.40	.000	08/15/2034	40,000.00	2.780	6040
9128334Y3	228097	2000	US TREASURY STRI ZERO-% 8	09/23/2016	33,415.00	.000	08/15/2034	50,000.00	2.265	6040
9128334Y3	228278	2000	US TREASURY STRI ZERO-% 8	10/14/2016	164,655.00	.000	08/15/2034	250,000.00	2.355	6040
9128334Y3	234141	2000	S 0 08-15-34	10/26/2017	25,235.60	.000	08/15/2034	40,000.00	2.760	6040
9128334Y3	234165	2000	S 0 08-15-34	10/26/2017	31,596.50	.000	08/15/2034	50,000.00	2.750	6040
9128334Y3	234200	2000	S 0 08-15-34	10/27/2017	15,721.25	.000	08/15/2034	25,000.00	2.780	6040
9128337W4	189276	2000	US TREASURY STRIP	11/21/2008	1,676.50	.000	11/15/2034	5,000.00	4.250	6132
9128337W4	220257	2000	US TREASURY STRIP	01/09/2015	31,018.50	.000	11/15/2034	50,000.00	2.420	6132
9128337W4	220359	2000	US TREASURY STRIP	01/20/2015	61,815.00	.000	11/15/2034	100,000.00	2.442	6132
9128337W4	220447	2000	US TREASURY STRIP	01/26/2015	63,458.00	.000	11/15/2034	100,000.00	2.310	6132
9128337W4	220466	2000	US TREASURY STRIP	01/26/2015	31,645.50	.000	11/15/2034	50,000.00	2.324	6132
9128337W4	220486	2000	US TREASURY STRIP	01/26/2015	25,269.20	.000	11/15/2034	40,000.00	2.333	6132
9128337W4	220514	2000	US TREASURY STRIP	01/27/2015	158,657.50	.000	11/15/2034	250,000.00	2.310	6132
9128337W4	220619	2000	US TREASURY STRIP	01/29/2015	157,825.00	.000	11/15/2034	250,000.00	2.337	6132
9128337W4	225032	2000	USTREASURYSTRIP	12/24/2015	146,947.50	.000	11/15/2034	250,000.00	2.832	6132
9128337W4	225335	2000	USTREASURYSTRIP	02/04/2016	60,693.00	.000	11/15/2034	100,000.00	2.677	6132
9128337W4	228583	2000	US TREASURY STRI ZERO-% 1	11/14/2016	11,594.88	.000	11/15/2034	18,000.00	2.458	6132
9128337W4	229106	2000	S 0 11-15-34	01/12/2017	11,966.20	.000	11/15/2034	20,000.00	2.900	6132
9128337W4	229135	2000	S 0 11-15-34	01/12/2017	11,966.20	.000	11/15/2034	20,000.00	2.900	6132
9128337W4	229282	2000	S 0 11-15-34	01/26/2017	148,697.50	.000	11/15/2034	250,000.00	2.940	6132
9128337W4	229401	2000	S 0 11-15-34	02/02/2017	23,556.00	.000	11/15/2034	40,000.00	3.000	6132
9128337W4	234369	2000	S 0 11-15-34	11/16/2017	62,756.00	.000	11/15/2034	100,000.00	2.760	6132
9128337W4	234941	2000	S 0 11-15-34	01/25/2018	24,780.00	.000	11/15/2034	40,000.00	2.870	6132
9128334Z0	185242	2000	US TREASURY STRIP	03/27/2008	3,120.00	.000	02/15/2035	10,000.00	4.379	6224
9128334Z0	185632	2000	US TREASURY STRIP	04/16/2008	3,150.00	.000	02/15/2035	10,000.00	4.352	6224
9128334Z0	185898	2000	US TREASURY STRIP	04/28/2008	7,546.00	.000	02/15/2035	25,000.00	4.520	6224
9128334Z0	191135	2000	US TREASURY STRIP	04/13/2009	2,000.00	.000	02/15/2035	5,000.00	3.577	6224
9128334Z0	213372	2000	US TREASURY STRIP	03/28/2013	49,712.00	.000	02/15/2035	100,000.00	3.219	6224



Run Date: 2/5/2018 9:58:38 AM

Investments Outstanding As Of Date: 1/31/2018

INVENTORY BY MATURITY REPORT

CUSIP	Investment #	Fund	Issuer	Purchase Date	Current Book	Current Rate	Maturity Date	Current Par	YTM	Days to Maturity
9128334Z0	220880	2000	US TREASURY STRIP	02/13/2015	24,189.60	.000	02/15/2035	40,000.00	2.530	6224
9128334Z0	222339	2000	US TREASURY STRIP	04/30/2015	23,800.40	.000	02/15/2035	40,000.00	2.640	6224
9128334Z0	225736	2000	USTREASURYSTRIP	03/17/2016	24,701.20	.000	02/15/2035	40,000.00	2.565	6224
9128334Z0	225746	2000	USTREASURYSTRIP	03/17/2016	11,279.79	.000	02/15/2035	18,250.00	2.560	6224
9128334Z0	229671	2000	S 0 02-15-35	02/24/2017	30,528.16	.000	02/15/2035	52,000.00	2.985	6224
9128334Z0	230029	2000	S 0 02-15-35	03/24/2017	234,748.00	.000	02/15/2035	400,000.00	3.000	6224
9128334Z0	230124	2000	S 0 02-15-35	03/30/2017	148,977.50	.000	02/15/2035	250,000.00	2.916	6224
9128334Z0	230227	2000	S 0 02-15-35	04/06/2017	29,949.50	.000	02/15/2035	50,000.00	2.890	6224
9128334Z0	230341	2000	S 0 02-15-35	04/17/2017	24,277.20	.000	02/15/2035	40,000.00	2.820	6224
9128334Z0	230981	2000	S 0 02-15-35	04/28/2017	151,595.00	.000	02/15/2035	250,000.00	2.830	6224
912833X88	186679	2000	US TREASURY STRIP	06/09/2008	7,060.75	.000	05/15/2035	25,000.00	4.750	6313
912833X88	187242	2000	US TREASURY STRIP	07/11/2008	2,998.90	.000	05/15/2035	10,000.00	4.537	6313
912833X88	197118	2000	US TREASURY STRIP	05/11/2010	99,845.35	.000	05/15/2035	306,000.00	4.528	6313
912833X88	197211	2000	US TREASURY STRIP	05/14/2010	7,921.25	.000	05/15/2035	25,000.00	4.650	6313
912833X88	198718	2000	US TREASURY STRIP	07/13/2010	35,200.00	.000	05/15/2035	100,000.00	4.248	6313
912833X88	226894	2000	US TREASURY STRI ZERO-% 5	05/26/2016	75,168.00	.000	05/15/2035	120,000.00	2.481	6313
912833X88	227328	2000	US TREASURY STRI ZERO-% 5	07/15/2016	34,211.00	.000	05/15/2035	50,000.00	2.025	6313
912833X88	227511	2000	US TREASURY STRI ZERO-% 5	07/29/2016	26,860.00	.000	05/15/2035	40,000.00	2.130	6313
912833X88	227683	2000	US TREASURY STRI ZERO-% 5	08/12/2016	67,204.00	.000	05/15/2035	100,000.00	2.130	6313
912833X88	231293	2000	S 0 05-15-35	05/11/2017	23,751.60	.000	05/15/2035	40,000.00	2.915	6313
912833X88	231592	2000	S 0 05-15-35	06/02/2017	24,411.20	.000	05/15/2035	40,000.00	2.770	6313
9128335A4	218851	2000	US TREASURY STRIP	08/28/2014	207,300.00	.000	08/15/2035	400,000.00	3.160	6405
9128335A4	219278	2000	US TREASURY STRIP	10/17/2014	21,646.00	.000	08/15/2035	40,000.00	2.970	6405
9128335A4	224467	2000	USTREASURYSTRIP	10/22/2015	57,751.00	.000	08/15/2035	100,000.00	2.790	6405
9128335A4	224559	2000	USTREASURYSTRIP	10/29/2015	23,111.20	.000	08/15/2035	40,000.00	2.790	6405
9128335A4	228098	2000	US TREASURY STRI ZERO-% 8	09/23/2016	32,397.00	.000	08/15/2035	50,000.00	2.310	6405
9128335A4	228279	2000	US TREASURY STRI ZERO-% 8	10/14/2016	159,355.00	.000	08/15/2035	250,000.00	2.405	6405
9128335A4	234142	2000	S 0 08-15-35	10/26/2017	24,467.20	.000	08/15/2035	40,000.00	2.780	6405
9128335A4	234166	2000	S 0 08-15-35	10/26/2017	30,584.00	.000	08/15/2035	50,000.00	2.780	6405
9128335A4	234201	2000	S 0 08-15-35	10/27/2017	15,239.50	.000	08/15/2035	25,000.00	2.800	6405
912833X96	189277	2000	US TREASURY STRIP	11/21/2008	1,633.15	.000	11/15/2035	5,000.00	4.190	6497
912833X96	220487	2000	US TREASURY STRIP	01/26/2015	24,715.20	.000	11/15/2035	40,000.00	2.328	6497
912833X96	228584	2000	US TREASURY STRI ZERO-% 1	11/14/2016	11,190.42	.000	11/15/2035	18,000.00	2.517	6497



Run Date: 2/5/2018 9:58:38 AM

Investments Outstanding As Of Date: 1/31/2018

INVENTORY BY MATURITY REPORT

CUSIP	Investment #	Fund	Issuer	Purchase Date	Current Book	Current Rate	Maturity Date	Current Par	YTM	Days to Maturity
912833X96	229109	2000	S 0 11-15-35	01/12/2017	11,605.20	.000	11/15/2035	20,000.00	2.910	6497
912833X96	229136	2000	S 0 11-15-35	01/12/2017	11,605.20	.000	11/15/2035	20,000.00	2.910	6497
912833X96	229283	2000	S 0 11-15-35	01/26/2017	143,887.50	.000	11/15/2035	250,000.00	2.960	6497
912833X96	229402	2000	S 0 11-15-35	02/02/2017	22,738.40	.000	11/15/2035	40,000.00	3.030	6497
912833X96	234370	2000	S 0 11-15-35	11/16/2017	60,843.00	.000	11/15/2035	100,000.00	2.780	6497
912833X96	234942	2000	S 0 11-15-35	01/25/2018	24,041.60	.000	11/15/2035	40,000.00	2.880	6497
9128335B2	185243	2000	US TREASURY STRIP	03/27/2008	3,025.00	.000	02/15/2036	10,000.00	4.334	6589
9128335B2	185633	2000	US TREASURY STRIP	04/16/2008	3,075.00	.000	02/15/2036	10,000.00	4.282	6589
9128335B2	185899	2000	US TREASURY STRIP	04/28/2008	7,235.75	.000	02/15/2036	25,000.00	4.510	6589
9128335B2	191136	2000	US TREASURY STRIP	04/13/2009	1,950.00	.000	02/15/2036	5,000.00	3.539	6589
9128335B2	213373	2000	US TREASURY STRIP	03/28/2013	47,998.00	.000	02/15/2036	100,000.00	3.233	6589
9128335B2	220884	2000	US TREASURY STRIP	02/13/2015	23,588.80	.000	02/15/2036	40,000.00	2.530	6589
9128335B2	222340	2000	US TREASURY STRIP	04/30/2015	23,231.60	.000	02/15/2036	40,000.00	2.630	6589
9128335B2	225738	2000	USTREASURYSTRIP	03/17/2016	24,032.00	.000	02/15/2036	40,000.00	2.575	6589
9128335B2	229672	2000	S 0 02-15-36	02/24/2017	29,553.68	.000	02/15/2036	52,000.00	3.000	6589
9128335B2	230030	2000	S 0 02-15-36	03/24/2017	226,888.00	.000	02/15/2036	400,000.00	3.023	6589
9128335B2	230126	2000	S 0 02-15-36	03/30/2017	144,270.00	.000	02/15/2036	250,000.00	2.933	6589
9128335B2	230229	2000	S 0 02-15-36	04/06/2017	28,994.00	.000	02/15/2036	50,000.00	2.910	6589
9128335B2	230342	2000	S 0 02-15-36	04/17/2017	23,563.20	.000	02/15/2036	40,000.00	2.830	6589
9128335B2	230982	2000	S 0 02-15-36	04/28/2017	146,850.00	.000	02/15/2036	250,000.00	2.850	6589
912833Y20	186680	2000	US TREASURY STRIP	06/09/2008	6,773.75	.000	05/15/2036	25,000.00	4.730	6679
912833Y20	187243	2000	US TREASURY STRIP	07/11/2008	2,888.50	.000	05/15/2036	10,000.00	4.510	6679
912833Y20	197119	2000	US TREASURY STRIP	05/11/2010	95,114.59	.000	05/15/2036	306,000.00	4.543	6679
912833Y20	197212	2000	US TREASURY STRIP	05/14/2010	7,554.00	.000	05/15/2036	25,000.00	4.656	6679
912833Y20	198719	2000	US TREASURY STRIP	07/13/2010	33,600.00	.000	05/15/2036	100,000.00	4.266	6679
912833Y20	227512	2000	US TREASURY STRI ZERO-% 5	07/29/2016	26,245.60	.000	05/15/2036	40,000.00	2.140	6679
912833Y20	231294	2000	S 0 05-15-36	05/11/2017	22,953.20	.000	05/15/2036	40,000.00	2.943	6679
912833Y20	231593	2000	S 0 05-15-36	06/02/2017	23,638.00	.000	05/15/2036	40,000.00	2.795	6679
9128337E4	218852	2000	US TREASURY STRIP	08/28/2014	200,032.00	.000	08/15/2036	400,000.00	3.180	6771
9128337E4	219280	2000	US TREASURY STRIP	10/17/2014	20,926.80	.000	08/15/2036	40,000.00	2.990	6771
9128337E4	224468	2000	USTREASURYSTRIP	10/22/2015	55,943.00	.000	08/15/2036	100,000.00	2.810	6771
9128337E4	224560	2000	USTREASURYSTRIP	10/29/2015	22,406.00	.000	08/15/2036	40,000.00	2.806	6771
9128337E4	234143	2000	S 0 08-15-36	10/26/2017	23,668.80	.000	08/15/2036	40,000.00	2.810	6771



Run Date: 2/5/2018 9:58:38 AM

Investments Outstanding As Of Date: 1/31/2018

INVENTORY BY MATURITY REPORT

CUSIP	Investment #	Fund	Issuer	Purchase Date	Current Book	Current Rate	Maturity Date	Current Par	YTM	Days to Maturity
9128337E4	234167	2000	S 0 08-15-36	10/26/2017	29,586.00	.000	08/15/2036	50,000.00	2.810	6771
9128337E4	234202	2000	S 0 08-15-36	10/27/2017	14,739.25	.000	08/15/2036	25,000.00	2.830	6771
912833Y38	189278	2000	US TREASURY STRIP	11/21/2008	1,584.10	.000	11/15/2036	5,000.00	4.150	6863
912833Y38	220488	2000	US TREASURY STRIP	01/26/2015	24,395.20	.000	11/15/2036	40,000.00	2.281	6863
912833Y38	229112	2000	S 0 11-15-36	01/12/2017	11,208.60	.000	11/15/2036	20,000.00	2.940	6863
912833Y38	229137	2000	S 0 11-15-36	01/12/2017	11,208.60	.000	11/15/2036	20,000.00	2.940	6863
912833Y38	229403	2000	S 0 11-15-36	02/02/2017	21,893.60	.000	11/15/2036	40,000.00	3.070	6863
912833Y38	234371	2000	S 0 11-15-36	11/16/2017	58,965.00	.000	11/15/2036	100,000.00	2.800	6863
912833Y38	234943	2000	S 0 11-15-36	01/25/2018	23,320.40	.000	11/15/2036	40,000.00	2.890	6863
9128337F1	185244	2000	US TREASURY STRIP	03/27/2008	2,900.00	.000	02/15/2037	10,000.00	4.331	6955
9128337F1	185634	2000	US TREASURY STRIP	04/16/2008	2,950.00	.000	02/15/2037	10,000.00	4.279	6955
9128337F1	185900	2000	US TREASURY STRIP	04/28/2008	6,905.00	.000	02/15/2037	25,000.00	4.518	6955
9128337F1	191138	2000	US TREASURY STRIP	04/13/2009	1,900.00	.000	02/15/2037	5,000.00	3.506	6955
9128337F1	213374	2000	US TREASURY STRIP	03/28/2013	46,189.00	.000	02/15/2037	100,000.00	3.260	6955
9128337F1	220886	2000	US TREASURY STRIP	02/13/2015	22,828.80	.000	02/15/2037	40,000.00	2.565	6955
9128337F1	222342	2000	US TREASURY STRIP	04/30/2015	22,462.80	.000	02/15/2037	40,000.00	2.665	6955
9128337F1	225740	2000	USTREASURYSTRI	03/17/2016	23,280.40	.000	02/15/2037	40,000.00	2.605	6955
9128337F1	230031	2000	S 0 02-15-37	03/24/2017	218,164.00	.000	02/15/2037	400,000.00	3.070	6955
9128337F1	230343	2000	S 0 02-15-37	04/17/2017	22,687.20	.000	02/15/2037	40,000.00	2.880	6955
912833Y46	186681	2000	US TREASURY STRIP	06/09/2008	6,501.00	.000	05/15/2037	25,000.00	4.710	7044
912833Y46	187244	2000	US TREASURY STRIP	07/11/2008	2,789.90	.000	05/15/2037	10,000.00	4.475	7044
912833Y46	197121	2000	US TREASURY STRIP	05/11/2010	90,637.81	.000	05/15/2037	306,000.00	4.556	7044
912833Y46	197213	2000	US TREASURY STRIP	05/14/2010	7,288.75	.000	05/15/2037	25,000.00	4.617	7044
912833Y46	198720	2000	US TREASURY STRIP	07/13/2010	31,810.00	.000	05/15/2037	100,000.00	4.313	7044
912833Y46	227513	2000	US TREASURY STRI ZERO-% 5	07/29/2016	25,429.60	.000	05/15/2037	40,000.00	2.190	7044
912833Y46	231295	2000	S 0 05-15-37	05/11/2017	22,117.20	.000	05/15/2037	40,000.00	2.983	7044
912833Y46	231595	2000	S 0 05-15-37	06/02/2017	22,810.80	.000	05/15/2037	40,000.00	2.835	7044
912833Z52	218853	2000	US TREASURY STRIP	08/28/2014	192,948.00	.000	08/15/2037	400,000.00	3.200	7136
912833Z52	219281	2000	US TREASURY STRIP	10/17/2014	20,132.80	.000	08/15/2037	40,000.00	3.030	7136
912833Z52	224469	2000	USTREASURYSTRI	10/22/2015	54,054.00	.000	08/15/2037	100,000.00	2.840	7136
912833Z52	224561	2000	USTREASURYSTRI	10/29/2015	21,664.40	.000	08/15/2037	40,000.00	2.833	7136
912833Z52	234144	2000	S 0 08-15-37	10/26/2017	22,882.80	.000	08/15/2037	40,000.00	2.840	7136
912834AD0	189279	2000	US TREASURY STRIP	11/21/2008	1,542.10	.000	11/15/2037	5,000.00	4.100	7228



Run Date: 2/5/2018 9:58:38 AM

Investments Outstanding As Of Date: 1/31/2018

INVENTORY BY MATURITY REPORT

CUSIP	Investment #	Fund	Issuer	Purchase Date	Current Book	Current Rate	Maturity Date	Current Par	YTM	Days to Maturity
912834AD0	220489	2000	US TREASURY STRIP	01/26/2015	23,676.80	.000	11/15/2037	40,000.00	2.313	7228
912834AD0	229114	2000	S 0 11-15-37	01/12/2017	10,819.40	.000	11/15/2037	20,000.00	2.970	7228
912834AD0	229138	2000	S 0 11-15-37	01/12/2017	10,819.40	.000	11/15/2037	20,000.00	2.970	7228
912834AD0	229404	2000	S 0 11-15-37	02/02/2017	21,106.80	.000	11/15/2037	40,000.00	3.100	7228
912834AD0	234944	2000	S 0 11-15-37	01/25/2018	22,616.80	.000	11/15/2037	40,000.00	2.900	7228
912833Z60	191137	2000	US TREASURY STRIP	04/13/2009	1,900.00	.000	02/15/2038	5,000.00	4.472	7320
912833Z60	213375	2000	US TREASURY STRIP	03/28/2013	44,327.00	.000	02/15/2038	100,000.00	3.754	7320
912833Z60	220889	2000	US TREASURY STRIP	02/13/2015	22,053.20	.000	02/15/2038	40,000.00	2.740	7320
912833Z60	222344	2000	US TREASURY STRIP	04/30/2015	21,802.40	.000	02/15/2038	40,000.00	2.793	7320
912833Z60	225742	2000	USTREASURYSTRIP	03/17/2016	22,407.20	.000	02/15/2038	40,000.00	2.667	7320
912833Z60	230032	2000	S 0 02-15-38	03/24/2017	210,184.00	.000	02/15/2038	400,000.00	3.103	7320
912833Z60	230344	2000	S 0 02-15-38	04/17/2017	21,778.00	.000	02/15/2038	40,000.00	2.940	7320
912834AE8	197123	2000	US TREASURY STRIP	05/11/2010	86,531.29	.000	05/15/2038	306,000.00	4.560	7409
912834AE8	197214	2000	US TREASURY STRIP	05/14/2010	6,861.25	.000	05/15/2038	25,000.00	4.671	7409
912834AE8	198721	2000	US TREASURY STRIP	07/13/2010	30,580.00	.000	05/15/2038	100,000.00	4.301	7409
912834AE8	227514	2000	US TREASURY STRI ZERO-% 5	07/29/2016	24,828.40	.000	05/15/2038	40,000.00	2.200	7409
912834AE8	231296	2000	S 0 05-15-38	05/11/2017	21,290.40	.000	05/15/2038	40,000.00	3.024	7409
912834AE8	231598	2000	S 0 05-15-38	06/02/2017	21,972.40	.000	05/15/2038	40,000.00	2.880	7409
912834AT5	218854	2000	US TREASURY STRIP	08/28/2014	185,600.00	.000	08/15/2038	400,000.00	3.230	7501
912834AT5	219283	2000	US TREASURY STRIP	10/17/2014	19,444.80	.000	08/15/2038	40,000.00	3.050	7501
912834AT5	224470	2000	USTREASURYSTRIP	10/22/2015	51,788.00	.000	08/15/2038	100,000.00	2.905	7501
912834AT5	224562	2000	USTREASURYSTRIP	10/29/2015	20,889.60	.000	08/15/2038	40,000.00	2.870	7501
912834AT5	234145	2000	S 0 08-15-38	10/26/2017	22,155.60	.000	08/15/2038	40,000.00	2.860	7501
912834DU9	220490	2000	US TREASURY STRIP	01/26/2015	22,891.20	.000	11/15/2038	40,000.00	2.359	7593
912834DU9	229117	2000	S 0 11-15-38	01/12/2017	10,392.60	.000	11/15/2038	20,000.00	3.020	7593
912834DU9	229139	2000	S 0 11-15-38	01/12/2017	10,392.60	.000	11/15/2038	20,000.00	3.020	7593
912834DU9	229405	2000	S 0 11-15-38	02/02/2017	20,379.60	.000	11/15/2038	40,000.00	3.120	7593
912834DU9	234945	2000	S 0 11-15-38	01/25/2018	21,974.80	.000	11/15/2038	40,000.00	2.900	7593
912834AU2	213376	2000	US TREASURY STRIP	03/28/2013	42,661.00	.000	02/15/2039	100,000.00	3.318	7685
912834AU2	220891	2000	US TREASURY STRIP	02/13/2015	21,312.40	.000	02/15/2039	40,000.00	2.640	7685
912834AU2	222346	2000	US TREASURY STRIP	04/30/2015	21,130.00	.000	02/15/2039	40,000.00	2.700	7685
912834AU2	225744	2000	USTREASURYSTRIP	03/17/2016	21,668.80	.000	02/15/2039	40,000.00	2.693	7685
912834AU2	230033	2000	S 0 02-15-39	03/24/2017	202,780.00	.000	02/15/2039	400,000.00	3.127	7685



Run Date: 2/5/2018 9:58:38 AM

Investments Outstanding As Of Date: 1/31/2018

INVENTORY BY MATURITY REPORT

CUSIP	Investment #	Fund	Issuer	Purchase Date	Current Book	Current Rate	Maturity Date	Current Par	YTM	Days to Maturity
912834AU2	230345	2000	S 0 02-15-39	04/17/2017	21,015.20	.000	02/15/2039	40,000.00	2.970	7685
912834DV7	197124	2000	US TREASURY STRIP	05/11/2010	82,568.59	.000	05/15/2039	306,000.00	4.567	7774
912834DV7	197215	2000	US TREASURY STRIP	05/14/2010	6,511.00	.000	05/15/2039	25,000.00	4.693	7774
912834DV7	198722	2000	US TREASURY STRIP	07/13/2010	29,132.00	.000	05/15/2039	100,000.00	4.323	7774
912834DV7	227515	2000	US TREASURY STRI ZERO-% 5	07/29/2016	24,072.80	.000	05/15/2039	40,000.00	2.240	7774
912834DV7	231297	2000	S 0 05-15-39	05/11/2017	20,460.40	.000	05/15/2039	40,000.00	3.069	7774
912834DV7	231600	2000	S 0 05-15-39	06/02/2017	21,146.00	.000	05/15/2039	40,000.00	2.925	7774
912834EP9	224471	2000	USTREASURYSTRIP	10/22/2015	49,554.00	.000	08/15/2039	100,000.00	2.970	7866
912834EP9	224563	2000	USTREASURYSTRIP	10/29/2015	20,080.40	.000	08/15/2039	40,000.00	2.917	7866
912834EP9	234146	2000	S 0 08-15-39	10/26/2017	21,442.80	.000	08/15/2039	40,000.00	2.880	7866
912834EV6	220491	2000	US TREASURY STRIP	01/26/2015	22,117.20	.000	11/15/2039	40,000.00	2.403	7958
912834EV6	229120	2000	S 0 11-15-39	01/12/2017	10,018.00	.000	11/15/2039	20,000.00	3.050	7958
912834EV6	229140	2000	S 0 11-15-39	01/12/2017	10,018.00	.000	11/15/2039	20,000.00	3.050	7958
912834EV6	229406	2000	S 0 11-15-39	02/02/2017	19,626.00	.000	11/15/2039	40,000.00	3.150	7958
912834EV6	234946	2000	S 0 11-15-39	01/25/2018	21,397.20	.000	11/15/2039	40,000.00	2.890	7958
912834FB9	213377	2000	US TREASURY STRIP	03/28/2013	41,063.00	.000	02/15/2040	100,000.00	3.338	8050
912834FB9	225747	2000	USTREASURYSTRIP	03/17/2016	20,918.00	.000	02/15/2040	40,000.00	2.729	8050
912834FB9	230034	2000	S 0 02-15-40	03/24/2017	195,152.00	.000	02/15/2040	400,000.00	3.159	8050
912834FB9	230346	2000	S 0 02-15-40	04/17/2017	20,176.40	.000	02/15/2040	40,000.00	3.020	8050
912834HV3	227516	2000	US TREASURY STRI ZERO-% 5	07/29/2016	23,294.40	.000	05/15/2040	40,000.00	2.285	8140
912834HV3	231299	2000	S 0 05-15-40	05/11/2017	19,676.40	.000	05/15/2040	40,000.00	3.107	8140
912834HV3	231602	2000	S 0 05-15-40	06/02/2017	20,356.00	.000	05/15/2040	40,000.00	2.965	8140
912834JB5	224472	2000	USTREASURYSTRIP	10/22/2015	47,298.00	.000	08/15/2040	100,000.00	3.040	8232
912834JB5	234147	2000	S 0 08-15-40	10/26/2017	20,698.40	.000	08/15/2040	40,000.00	2.910	8232
912834JH2	229122	2000	S 0 11-15-40	01/12/2017	9,673.80	.000	11/15/2040	20,000.00	3.070	8324
912834JH2	229141	2000	S 0 11-15-40	01/12/2017	9,673.80	.000	11/15/2040	20,000.00	3.070	8324
912834JH2	229407	2000	S 0 11-15-40	02/02/2017	18,800.40	.000	11/15/2040	40,000.00	3.200	8324
912834JH2	234947	2000	S 0 11-15-40	01/25/2018	20,652.00	.000	11/15/2040	40,000.00	2.920	8324
912834JP4	213378	2000	US TREASURY STRIP	03/28/2013	39,487.00	.000	02/15/2041	100,000.00	3.360	8416
912834JP4	230035	2000	S 0 02-15-41	03/24/2017	186,620.00	.000	02/15/2041	400,000.00	3.216	8416
912834JP4	230347	2000	S 0 02-15-41	04/17/2017	19,466.00	.000	02/15/2041	40,000.00	3.045	8416
912834KH0	231301	2000	S 0 05-15-41	05/11/2017	18,953.20	.000	05/15/2041	40,000.00	3.135	8505
912834KH0	231603	2000	S 0 05-15-41	06/02/2017	19,649.20	.000	05/15/2041	40,000.00	2.990	8505



Run Date: 2/5/2018 9:58:38 AM

Investments Outstanding As Of Date: 1/31/2018

INVENTORY BY MATURITY REPORT

CUSIP	Investment #	Fund	Issuer	Purchase Date	Current Book	Current Rate	Maturity Date	Current Par	YTM	Days to Maturity
912834KP2	224473	2000	USTREASURYSTRIP	10/22/2015	45,776.00	.000	08/15/2041	100,000.00	3.050	8597
912834KP2	234148	2000	S 0 08-15-41	10/26/2017	19,968.00	.000	08/15/2041	40,000.00	2.940	8597
912834KV9	229124	2000	S 0 11-15-41	01/12/2017	9,337.60	.000	11/15/2041	20,000.00	3.090	8689
912834KV9	229142	2000	S 0 11-15-41	01/12/2017	9,337.60	.000	11/15/2041	20,000.00	3.090	8689
912834KV9	234948	2000	S 0 11-15-41	01/25/2018	19,968.00	.000	11/15/2041	40,000.00	2.940	8689
912834LB2	213379	2000	US TREASURY STRIP	03/28/2013	37,911.00	.000	02/15/2042	100,000.00	3.386	8781
912834LR7	224474	2000	USTREASURYSTRIP	10/22/2015	44,118.00	.000	08/15/2042	100,000.00	3.075	8962
912834LX4	234949	2000	S 0 11-15-42	01/25/2018	19,346.40	.000	11/15/2042	40,000.00	2.950	9054
912834MT2	224475	2000	USTREASURYSTRIP	10/22/2015	43,087.00	.000	08/15/2043	100,000.00	3.050	9327
912834NV6	224476	2000	USTREASURYSTRIP	10/22/2015	41,506.00	.000	08/15/2044	100,000.00	3.075	9693



Ratification Report

From Date: 12/30/2017 To Date: 1/16/2018

Date Basis: Settlement

Run: 01/17/2018 10:55:55 AM

By: Shawn Cochran

State of Ohio - Prod

Inv. No.	Description	CUSIP	Fund	Maturity	Settle	TXN Type	Coupon	Yield	Par Value	Book Value	Purchase Interest	Settlement
Fund: 1000 REG INVESTMENT ACCT-REG												
234735	RABONY CP 01-05-18	21687BA50	1000	01/05/18	01/04/18	PURC	.000	1.410	50,000,000.00	49,998,041.67	0.00	-49,998,041.67
234736	RABONY CP 01-05-18	21687BA50	1000	01/05/18	01/04/18	PURC	.000	1.410	50,000,000.00	49,998,041.67	0.00	-49,998,041.67
234737	RABONY CP 01-05-18	21687BA50	1000	01/05/18	01/04/18	PURC	.000	1.410	50,000,000.00	49,998,041.67	0.00	-49,998,041.67
234738	RABONY CP 01-05-18	21687BA50	1000	01/05/18	01/04/18	PURC	.000	1.410	50,000,000.00	49,998,041.66	0.00	-49,998,041.66
234739	ABBYCT 0 01-05-18	00280PA54	1000	01/05/18	01/04/18	PURC	.000	1.430	50,000,000.00	49,998,013.89	0.00	-49,998,013.89
234740	ABBYCT 0 01-05-18	00280PA54	1000	01/05/18	01/04/18	PURC	.000	1.430	50,000,000.00	49,998,013.89	0.00	-49,998,013.89
234741	ABBYCT 0 01-05-18	00280PA54	1000	01/05/18	01/04/18	PURC	.000	1.430	50,000,000.00	49,998,013.89	0.00	-49,998,013.89
234742	ABBYCT 0 01-05-18	00280PA54	1000	01/05/18	01/04/18	PURC	.000	1.430	50,000,000.00	49,998,013.89	0.00	-49,998,013.89
234743	NATXNY CP 01-05-18	63873KA56	1000	01/05/18	01/04/18	PURC	.000	1.410	50,000,000.00	49,998,041.67	0.00	-49,998,041.67
234744	NATXNY CP 01-05-18	63873KA56	1000	01/05/18	01/04/18	PURC	.000	1.410	50,000,000.00	49,998,041.67	0.00	-49,998,041.67
234745	NATXNY CP 01-05-18	63873KA56	1000	01/05/18	01/04/18	PURC	.000	1.410	50,000,000.00	49,998,041.67	0.00	-49,998,041.67
234746	NATXNY CP 01-05-18	63873KA56	1000	01/05/18	01/04/18	PURC	.000	1.410	50,000,000.00	49,998,041.66	0.00	-49,998,041.66
PURC							.000	1.417	600,000,000.00	599,976,388.90	0.00	-599,976,388.90
Inv Type: 5110 CP-DISC-US-ACT/360-ZERO-Z							.000	1.417	600,000,000.00	599,976,388.90	0.00	-599,976,388.90
234723	FHDN 0 03-16-18	313385UH7	1000	03/16/18	01/03/18	PURC	.000	1.344	50,000,000.00	49,866,000.00	0.00	-49,866,000.00
PURC							.000	1.344	50,000,000.00	49,866,000.00	0.00	-49,866,000.00
Inv Type: 5310 FHLB-GOVT-ACT/360-Z							.000	1.344	50,000,000.00	49,866,000.00	0.00	-49,866,000.00
216151	WESTERN ASSET INS	52470G791	1000	01/17/18	01/09/18	PURC	1.155	1.155	250,000,000.00	250,000,000.00	0.00	-250,000,000.00
PURC							1.155	1.155	250,000,000.00	250,000,000.00	0.00	-250,000,000.00
Inv Type: 5646 MONEY MARKET FUND - CASH ACCT							1.155	1.155	250,000,000.00	250,000,000.00	0.00	-250,000,000.00
193190	NOW ACCT-SWEEP ACCT	NOWSW3006	1000	01/17/18	01/04/18	PURC	.350	.350	40,312,143.86	40,312,143.86	0.00	-40,312,143.86
193190	NOW ACCT-SWEEP ACCT	NOWSW3006	1000	01/17/18	01/05/18	PURC	.350	.350	60,413,250.07	60,413,250.07	0.00	-60,413,250.07
193190	NOW ACCT-SWEEP ACCT	NOWSW3006	1000	01/17/18	01/11/18	PURC	.350	.350	38,667,191.00	38,667,191.00	0.00	-38,667,191.00
193190	NOW ACCT-SWEEP ACCT	NOWSW3006	1000	01/17/18	01/16/18	PURC	.350	.350	78,824,614.11	78,824,614.11	0.00	-78,824,614.11
PURC							.350	.350	218,217,199.04	218,217,199.04	0.00	-218,217,199.04
Inv Type: 5648 MONEY MARKET NOW - SWEEP ACCT							.350	.350	218,217,199.04	218,217,199.04	0.00	-218,217,199.04
234704	HSBC SECURITIES US	HR1021818	1000	01/03/18	01/02/18	PURC	1.330	1.330	200,000,000.00	200,000,000.00	0.00	-200,000,000.00
234716	HSBC SECURITIES US	HR1031817	1000	01/04/18	01/03/18	PURC	1.330	1.330	200,000,000.00	200,000,000.00	0.00	-200,000,000.00
234730	HSBC SECURITIES US	HR1041816	1000	01/05/18	01/04/18	PURC	1.340	1.340	200,000,000.00	200,000,000.00	0.00	-200,000,000.00
234757	HSBC SECURITIES US	HR1051815	1000	01/08/18	01/05/18	PURC	1.280	1.280	200,000,000.00	200,000,000.00	0.00	-200,000,000.00
234774	HSBC SECURITIES US	HR1081812	1000	01/09/18	01/08/18	PURC	1.280	1.280	200,000,000.00	200,000,000.00	0.00	-200,000,000.00



Ratification Report

From Date: 12/30/2017 To Date: 1/16/2018

Date Basis: Settlement

Run: 01/17/2018 10:55:55 AM

By: Shawn Cochran

State of Ohio - Prod

Inv. No.	Description	CUSIP	Fund	Maturity	Settle	TXN Type	Coupon	Yield	Par Value	Book Value	Purchase Interest	Settlement
234786	HSBC SECURITIES US	HR1091811	1000	01/10/18	01/09/18	PURC	1.270	1.270	200,000,000.00	200,000,000.00	0.00	-200,000,000.00
234793	HSBC SECURITIES US	HR1101818	1000	01/11/18	01/10/18	PURC	1.260	1.260	200,000,000.00	200,000,000.00	0.00	-200,000,000.00
234805	HSBC SECURITIES US	HR1111817	1000	01/12/18	01/11/18	PURC	1.280	1.280	200,000,000.00	200,000,000.00	0.00	-200,000,000.00
234810	HSBC SECURITIES US	HR1121816	1000	01/16/18	01/12/18	PURC	1.300	1.300	200,000,000.00	200,000,000.00	0.00	-200,000,000.00
234816	HSBC SECURITIES US	HR1161812	1000	01/17/18	01/16/18	PURC	1.320	1.320	200,000,000.00	200,000,000.00	0.00	-200,000,000.00
PURC							1.299	1.299	2,000,000,000.00	2,000,000,000.00	0.00	-2,000,000,000.00
Inv Type: 5771 REPURCHASE AGREEMENT (TRI -PART)							1.299	1.299	2,000,000,000.00	2,000,000,000.00	0.00	-2,000,000,000.00
234707	B 03-15-18	912796NW5	1000	03/15/18	01/02/18	PURC	.000	1.293	50,000,000.00	49,871,000.00	0.00	-49,871,000.00
234708	B 03-15-18	912796NW5	1000	03/15/18	01/02/18	PURC	.000	1.293	50,000,000.00	49,871,000.00	0.00	-49,871,000.00
234717	B 03-15-18	912796NW5	1000	03/15/18	01/03/18	PURC	.000	1.298	50,000,000.00	49,872,298.61	0.00	-49,872,298.61
234718	B 03-15-18	912796NW5	1000	03/15/18	01/03/18	PURC	.000	1.298	50,000,000.00	49,872,298.61	0.00	-49,872,298.61
234719	B 03-22-18	912796NX3	1000	03/22/18	01/03/18	PURC	.000	1.344	50,000,000.00	49,854,833.33	0.00	-49,854,833.33
234720	B 03-22-18	912796NX3	1000	03/22/18	01/03/18	PURC	.000	1.344	50,000,000.00	49,854,833.34	0.00	-49,854,833.34
234749	B 03-29-18	912796LS6	1000	03/29/18	01/04/18	PURC	.000	1.352	50,000,000.00	49,842,791.67	0.00	-49,842,791.67
234753	B 0 04-05-18	912796NY1	1000	04/05/18	01/04/18	PURC	.000	1.375	50,000,000.00	49,826,847.22	0.00	-49,826,847.22
234754	B 0 04-05-18	912796NY1	1000	04/05/18	01/04/18	PURC	.000	1.375	50,000,000.00	49,826,847.22	0.00	-49,826,847.22
234765	B 0 03-29-18	912796LS6	1000	03/29/18	01/05/18	PURC	.000	1.355	50,000,000.00	49,844,259.72	0.00	-49,844,259.72
234766	B 0 03-29-18	912796LS6	1000	03/29/18	01/05/18	PURC	.000	1.355	25,000,000.00	24,922,129.86	0.00	-24,922,129.86
234767	B 04-05-18	912796NY1	1000	04/05/18	01/05/18	PURC	.000	1.375	50,000,000.00	49,828,750.00	0.00	-49,828,750.00
234768	B 04-05-18	912796NY1	1000	04/05/18	01/05/18	PURC	.000	1.375	50,000,000.00	49,828,750.00	0.00	-49,828,750.00
234769	B 04-05-18	912796NY1	1000	04/05/18	01/05/18	PURC	.000	1.375	50,000,000.00	49,828,750.00	0.00	-49,828,750.00
234787	B 0 04-12-18	912796PA1	1000	04/12/18	01/09/18	PURC	.000	1.407	50,000,000.00	49,818,864.42	0.00	-49,818,864.42
234788	B 0 02-01-18	912796LJ6	1000	02/01/18	01/09/18	PURC	.000	1.264	50,000,000.00	49,959,654.17	0.00	-49,959,654.17
234789	B 0 02-01-18	912796LJ6	1000	02/01/18	01/09/18	PURC	.000	1.264	50,000,000.00	49,959,654.16	0.00	-49,959,654.16
234791	B 09-13-18	912796NV7	1000	09/13/18	01/09/18	PURC	.000	1.641	25,000,000.00	24,721,696.18	0.00	-24,721,696.18
234796	B 0 04-12-18	912796PA1	1000	04/12/18	01/10/18	PURC	.000	1.416	50,000,000.00	49,819,769.44	0.00	-49,819,769.44
234797	B 09-13-18	912796NV7	1000	09/13/18	01/10/18	PURC	.000	1.638	25,000,000.00	24,723,250.00	0.00	-24,723,250.00
234819	B 04-12-18	912796PA1	1000	04/12/18	01/16/18	PURC	.000	1.425	50,000,000.00	49,830,388.89	0.00	-49,830,388.89
234820	B 04-12-18	912796PA1	1000	04/12/18	01/16/18	PURC	.000	1.425	50,000,000.00	49,830,388.89	0.00	-49,830,388.89
PURC							.000	1.364	1,025,000,000.00	1,021,609,055.73	0.00	-1,021,609,055.73
Inv Type: 6000 GOVT-US-ACT/360-ZERO-Z							.000	1.364	1,025,000,000.00	1,021,609,055.73	0.00	-1,021,609,055.73
Subtotal							.715	1.274	4,143,217,199.04	4,139,668,643.67	0.00	-4,139,668,643.67
Fund: 1010 REG INVESTMENT ACCT-CORE												
234650	FHLMC 1.65 1-12-23	3134GSBJ3	1010	01/12/23	01/12/18	PURC	1.650	1.650	15,000,000.00	15,000,000.00	0.00	-15,000,000.00
PURC							1.650	1.650	15,000,000.00	15,000,000.00	0.00	-15,000,000.00



Ratification Report

From Date: 12/30/2017 To Date: 1/16/2018

Date Basis: Settlement

Run: 01/17/2018 10:55:55 AM

By: Shawn Cochran

State of Ohio - Prod

Inv. No.	Description	CUSIP	Fund	Maturity	Settle	TXN Type	Coupon	Yield	Par Value	Book Value	Purchase Interest	Settlement
Inv Type: 5352 FHLMC-GOVT-US-30/360-STEP-O							1.650	1.650	15,000,000.00	15,000,000.00	0.00	-15,000,000.00
Subtotal							1.650	1.650	15,000,000.00	15,000,000.00	0.00	-15,000,000.00
Fund: 1020 REG INVESTMENT ACCT-LT TSY												
207633	KEYBANK - INVESTMEN	MMNOW0170	1020	01/17/18	01/02/18	PURC	.750	.750	17,983,972.50	17,983,972.50	0.00	-17,983,972.50
207633	KEYBANK - INVESTMEN	MMNOW0170	1020	01/17/18	01/09/18	PURC	.750	.750	252,387.73	252,387.73	0.00	-252,387.73
207633	KEYBANK - INVESTMEN	MMNOW0170	1020	01/17/18	01/11/18	PURC	.750	.750	10,034,500.00	10,034,500.00	0.00	-10,034,500.00
207633	KEYBANK - INVESTMEN	MMNOW0170	1020	01/17/18	01/12/18	PURC	.750	.750	118,668.75	118,668.75	0.00	-118,668.75
207633	KEYBANK - INVESTMEN	MMNOW0170	1020	01/17/18	01/16/18	PURC	.750	.750	6,001,135.62	6,001,135.62	0.00	-6,001,135.62
PURC							.750	.750	34,390,664.60	34,390,664.60	0.00	-34,390,664.60
Inv Type: 5644 MONEY MARKET NOW ACCT							.750	.750	34,390,664.60	34,390,664.60	0.00	-34,390,664.60
234770	T 1 3-4 06-30-22	912828XW5	1020	06/30/22	01/08/18	PURC	1.750	2.223	20,000,000.00	19,599,218.75	7,734.81	-19,606,953.56
234790	T 2 1-8 12-31-22	912828N30	1020	12/31/22	01/10/18	PURC	2.125	2.302	5,000,000.00	4,958,593.75	2,935.08	-4,961,528.83
234811	T 2 1-8 12-31-22	912828N30	1020	12/31/22	01/16/18	PURC	2.125	2.374	5,000,000.00	4,942,187.50	4,696.13	-4,946,883.63
PURC							1.875	2.261	30,000,000.00	29,500,000.00	15,366.02	-29,515,366.02
Inv Type: 6020 GOVT-US-ACT/ACT-FXD-S							1.875	2.261	30,000,000.00	29,500,000.00	15,366.02	-29,515,366.02
Subtotal							1.274	1.454	64,390,664.60	63,890,664.60	15,366.02	-63,906,030.62
Fund: 2000 OH LOTTERY COMM-STRUCTURED												
146173	STAR OHIO 27044	27044	2000	01/17/18	01/10/18	PURC	1.425	1.425	450,000.00	450,000.00	0.00	-450,000.00
PURC							1.425	1.425	450,000.00	450,000.00	0.00	-450,000.00
Inv Type: 5791 STAR OHIO - CASH ACCT							1.425	1.425	450,000.00	450,000.00	0.00	-450,000.00
Subtotal							1.425	1.425	450,000.00	450,000.00	0.00	-450,000.00
Fund: 3000 BID OHIO												
234726	BID OHIO	LD18B0355	3000	07/05/18	01/03/18	PURC	1.600	1.600	1,500,000.00	1,500,000.00	0.00	-1,500,000.00
234727	BID OHIO	LD18B0389	3000	07/05/18	01/03/18	PURC	1.600	1.600	2,000,000.00	2,000,000.00	0.00	-2,000,000.00
234728	BID OHIO	LD18B0371	3000	07/05/18	01/03/18	PURC	1.600	1.600	5,000,000.00	5,000,000.00	0.00	-5,000,000.00
234764	BID OHIO	LD18B0363	3000	07/05/18	01/05/18	PURC	1.600	1.600	1,500,000.00	1,500,000.00	0.00	-1,500,000.00
PURC							1.600	1.600	10,000,000.00	10,000,000.00	0.00	-10,000,000.00
Inv Type: 6103 SPRJ-BIDOHIO							1.600	1.600	10,000,000.00	10,000,000.00	0.00	-10,000,000.00
Subtotal							1.600	1.600	10,000,000.00	10,000,000.00	0.00	-10,000,000.00



Ratification Report

From Date: 12/30/2017 To Date: 1/16/2018

Date Basis: Settlement

Run: 01/17/2018 10:55:55 AM

By: Shawn Cochran

State of Ohio - Prod

Inv. No.	Description	CUSIP	Fund	Maturity	Settle	TXN Type	Coupon	Yield	Par Value	Book Value	Purchase Interest	Settlement
Fund: 3050 GROW NOW												
234828	BOBCAT OF LIMA IN	LD1800241	3050	01/16/20	01/16/18	PURC	1.250	1.250	400,000.00	400,000.00	0.00	-400,000.00
	PURC						1.250	1.250	400,000.00	400,000.00	0.00	-400,000.00
	Inv Type: 6101 SPRJ-LINKED DEPOSIT-SM BUS											
234725	ENERGY POWER SER	LD1800225	3050	01/03/20	01/03/18	PURC	1.250	1.250	400,000.00	400,000.00	0.00	-400,000.00
234778	SHULTZ TRANSPORT	LD1800233	3050	01/08/20	01/08/18	PURC	1.250	1.250	144,000.00	144,000.00	0.00	-144,000.00
	PURC						1.250	1.250	544,000.00	544,000.00	0.00	-544,000.00
	Inv Type: 6116 SPRJ-GROWNOW INT @ MATURITY											
							1.250	1.250	544,000.00	544,000.00	0.00	-544,000.00
						Subtotal	1.250	1.250	944,000.00	944,000.00	0.00	-944,000.00
Grand Total		Count 67					.729	1.279	4,234,001,863.64	4,229,953,308.27	15,366.02	-4,229,968,674.29



Ratification Report

From Date: 1/17/2018 To Date: 1/31/2018

Date Basis: Settlement

Run: 02/05/2018 09:58:34 AM

By: Shawn Cochran

State of Ohio - Prod

Inv. No.	Description	CUSIP	Fund	Maturity	Settle	TXN Type	Coupon	Yield	Par Value	Book Value	Purchase Interest	Settlement
Fund: 1000 REG INVESTMENT ACCT-REG												
234852	ABBYCT 0 01-19-18	00280PAK1	1000	01/19/18	01/18/18	PURC	.000	1.430	50,000,000.00	49,998,013.89	0.00	-49,998,013.89
234853	ABBYCT 0 01-19-18	00280PAK1	1000	01/19/18	01/18/18	PURC	.000	1.430	50,000,000.00	49,998,013.89	0.00	-49,998,013.89
234854	ABBYCT 0 01-19-18	00280PAK1	1000	01/19/18	01/18/18	PURC	.000	1.430	50,000,000.00	49,998,013.89	0.00	-49,998,013.89
234855	ABBYCT 0 01-19-18	00280PAK1	1000	01/19/18	01/18/18	PURC	.000	1.430	50,000,000.00	49,998,013.89	0.00	-49,998,013.89
234856	RABONY CP 01-19-18	21687BAK7	1000	01/19/18	01/18/18	PURC	.000	1.410	50,000,000.00	49,998,041.67	0.00	-49,998,041.67
234857	RABONY CP 01-19-18	21687BAK7	1000	01/19/18	01/18/18	PURC	.000	1.410	50,000,000.00	49,998,041.66	0.00	-49,998,041.66
234858	RABONY CP 01-19-18	21687BAK7	1000	01/19/18	01/18/18	PURC	.000	1.410	30,000,000.00	29,998,825.00	0.00	-29,998,825.00
234859	NATXNY 0 01-19-18	63873KAK3	1000	01/19/18	01/18/18	PURC	.000	1.410	50,000,000.00	49,998,041.67	0.00	-49,998,041.67
234860	NATXNY 0 01-19-18	63873KAK3	1000	01/19/18	01/18/18	PURC	.000	1.410	50,000,000.00	49,998,041.67	0.00	-49,998,041.67
234861	NATXNY 0 01-19-18	63873KAK3	1000	01/19/18	01/18/18	PURC	.000	1.410	50,000,000.00	49,998,041.67	0.00	-49,998,041.67
234862	NATXNY 0 01-19-18	63873KAK3	1000	01/19/18	01/18/18	PURC	.000	1.410	50,000,000.00	49,998,041.66	0.00	-49,998,041.66
PURC							.000	1.418	530,000,000.00	529,979,130.56	0.00	-529,979,130.56
Inv Type: 5110 CP-DISC-US-ACT/360-ZERO-Z							.000	1.418	530,000,000.00	529,979,130.56	0.00	-529,979,130.56
234895	FHDN 01-25-18	313385SF4	1000	01/25/18	01/22/18	PURC	.000	1.250	50,000,000.00	49,994,791.66	0.00	-49,994,791.66
234896	FHDN 01-25-18	313385SF4	1000	01/25/18	01/22/18	PURC	.000	1.250	50,000,000.00	49,994,791.67	0.00	-49,994,791.67
234899	FHDN 01-25-18	313385SF4	1000	01/25/18	01/22/18	PURC	.000	1.250	50,000,000.00	49,994,791.66	0.00	-49,994,791.66
234900	FHDN 01-25-18	313385SF4	1000	01/25/18	01/22/18	PURC	.000	1.250	50,000,000.00	49,994,791.67	0.00	-49,994,791.67
234901	FHLBDN 0 01-25-18	313385SF4	1000	01/25/18	01/22/18	PURC	.000	1.250	50,000,000.00	49,994,791.67	0.00	-49,994,791.67
234902	FHLBDN 0 01-25-18	313385SF4	1000	01/25/18	01/22/18	PURC	.000	1.250	50,000,000.00	49,994,791.66	0.00	-49,994,791.66
PURC							.000	1.250	300,000,000.00	299,968,749.99	0.00	-299,968,749.99
Inv Type: 5310 FHLB-GOVT-ACT/360-Z							.000	1.250	300,000,000.00	299,968,749.99	0.00	-299,968,749.99
234961	FHLB 0.9 01-30-18	3130A5J75	1000	01/30/18	01/24/18	PURC	.900	1.314	7,355,000.00	7,354,485.15	31,994.25	-7,386,479.40
PURC							.900	1.314	7,355,000.00	7,354,485.15	31,994.25	-7,386,479.40
Inv Type: 5320 FHLB-GOVT-US-30/360-FXD-S							.900	1.314	7,355,000.00	7,354,485.15	31,994.25	-7,386,479.40
216151	WESTERN ASSET INS	52470G791	1000	02/01/18	01/22/18	PURC	1.215	1.215	75,000,000.00	75,000,000.00	0.00	-75,000,000.00
216151	WESTERN ASSET INS	52470G791	1000	02/01/18	01/23/18	PURC	1.204	1.204	100,000,000.00	100,000,000.00	0.00	-100,000,000.00
PURC							1.209	1.209	175,000,000.00	175,000,000.00	0.00	-175,000,000.00
Inv Type: 5646 MONEY MARKET FUND - CASH ACCT							1.209	1.209	175,000,000.00	175,000,000.00	0.00	-175,000,000.00
193190	NOW ACCT-SWEEP ACCT	NOWSW3006	1000	02/01/18	01/22/18	PURC	.350	.350	6,728,162.54	6,728,162.54	0.00	-6,728,162.54
193190	NOW ACCT-SWEEP ACCT	NOWSW3006	1000	02/01/18	01/23/18	PURC	.350	.350	18,346,004.38	18,346,004.38	0.00	-18,346,004.38
193190	NOW ACCT-SWEEP ACCT	NOWSW3006	1000	02/01/18	01/25/18	PURC	.350	.350	54,300,868.66	54,300,868.66	0.00	-54,300,868.66
193190	NOW ACCT-SWEEP ACCT	NOWSW3006	1000	02/01/18	01/29/18	PURC	.350	.350	141,667,283.33	141,667,283.33	0.00	-141,667,283.33



Ratification Report

From Date: 1/17/2018 To Date: 1/31/2018

Date Basis: Settlement

Run: 02/05/2018 09:58:34 AM

By: Shawn Cochran

State of Ohio - Prod

Inv. No.	Description	CUSIP	Fund	Maturity	Settle	TXN Type	Coupon	Yield	Par Value	Book Value	Purchase Interest	Settlement
193190	NOW ACCT-SWEEP ACCT	NOWSW3006	1000	02/01/18	01/31/18	PURC	.350	.350	19,422.47	19,422.47	0.00	-19,422.47
PURC							.350	.350	221,061,741.38	221,061,741.38	0.00	-221,061,741.38
Inv Type: 5648 MONEY MARKET NOW - SWEEP ACCT							.350	.350	221,061,741.38	221,061,741.38	0.00	-221,061,741.38
234831	HSBC SECURITIES US	HR1171811	1000	01/18/18	01/17/18	PURC	1.300	1.300	200,000,000.00	200,000,000.00	0.00	-200,000,000.00
234848	HSBC SECURITIES US	HR1181810	1000	01/19/18	01/18/18	PURC	1.280	1.280	200,000,000.00	200,000,000.00	0.00	-200,000,000.00
234871	HSBC SECURITIES US	HR1191819	1000	01/22/18	01/19/18	PURC	1.270	1.270	200,000,000.00	200,000,000.00	0.00	-200,000,000.00
234890	HSBC SECURITIES US	HR1221814	1000	01/23/18	01/22/18	PURC	1.270	1.270	200,000,000.00	200,000,000.00	0.00	-200,000,000.00
234954	HSBC SECURITIES US	HR1231813	1000	01/24/18	01/23/18	PURC	1.270	1.270	200,000,000.00	200,000,000.00	0.00	-200,000,000.00
234977	HSBC SECURITIES US	HR1241812	1000	01/25/18	01/24/18	PURC	1.300	1.300	200,000,000.00	200,000,000.00	0.00	-200,000,000.00
234997	HSBC SECURITIES US	HR1251811	1000	01/26/18	01/25/18	PURC	1.290	1.290	200,000,000.00	200,000,000.00	0.00	-200,000,000.00
235019	HSBC SECURITIES US	HR1261810	1000	01/29/18	01/26/18	PURC	1.290	1.290	200,000,000.00	200,000,000.00	0.00	-200,000,000.00
235037	HSBC SECURITIES US	HR1291817	1000	01/30/18	01/29/18	PURC	1.300	1.300	200,000,000.00	200,000,000.00	0.00	-200,000,000.00
235045	HSBC SECURITIES US	HR1301814	1000	01/31/18	01/30/18	PURC	1.310	1.310	200,000,000.00	200,000,000.00	0.00	-200,000,000.00
235077	HSBC SECURITIES US	HR1311813	1000	02/01/18	01/31/18	PURC	1.350	1.350	200,000,000.00	200,000,000.00	0.00	-200,000,000.00
PURC							1.294	1.294	2,200,000,000.00	2,200,000,000.00	0.00	-2,200,000,000.00
Inv Type: 5771 REPURCHASE AGREEMENT (TRI -PART							1.294	1.294	2,200,000,000.00	2,200,000,000.00	0.00	-2,200,000,000.00
234834	B 0 04-19-18	912796PB9	1000	04/19/18	01/17/18	PURC	.000	1.415	50,000,000.00	49,819,833.33	0.00	-49,819,833.33
234875	B 0 04-19-18	912796PB9	1000	04/19/18	01/19/18	PURC	.000	1.402	50,000,000.00	49,825,312.50	0.00	-49,825,312.50
234897	WIB 04-26-18	912796LX5	1000	04/26/18	01/25/18	PURC	.000	1.425	50,000,000.00	49,820,527.78	0.00	-49,820,527.78
234898	WIB 04-26-18	912796LX5	1000	04/26/18	01/25/18	PURC	.000	1.425	50,000,000.00	49,820,527.78	0.00	-49,820,527.78
234903	WIB 04-26-18	912796LX5	1000	04/26/18	01/25/18	PURC	.000	1.425	50,000,000.00	49,820,527.78	0.00	-49,820,527.78
234904	WIB 04-26-18	912796LX5	1000	04/26/18	01/25/18	PURC	.000	1.425	50,000,000.00	49,820,527.78	0.00	-49,820,527.78
234905	B 0 04-19-18	912796PB9	1000	04/19/18	01/22/18	PURC	.000	1.400	50,000,000.00	49,831,437.50	0.00	-49,831,437.50
234906	B 0 04-19-18	912796PB9	1000	04/19/18	01/22/18	PURC	.000	1.400	50,000,000.00	49,831,437.50	0.00	-49,831,437.50
234962	B 0 01-03-19	912796PK9	1000	01/03/19	01/23/18	PURC	.000	1.741	25,000,000.00	24,589,713.54	0.00	-24,589,713.54
234963	B 0 05-24-18	912796MB2	1000	05/24/18	01/23/18	PURC	.000	1.432	50,000,000.00	49,760,520.83	0.00	-49,760,520.83
234964	B 0 05-24-18	912796MB2	1000	05/24/18	01/23/18	PURC	.000	1.432	50,000,000.00	49,760,520.84	0.00	-49,760,520.84
234965	B 0 05-10-18	912796PFO	1000	05/10/18	01/23/18	PURC	.000	1.406	50,000,000.00	49,791,944.44	0.00	-49,791,944.44
234966	B 0 05-10-18	912796PFO	1000	05/10/18	01/23/18	PURC	.000	1.406	50,000,000.00	49,791,944.45	0.00	-49,791,944.45
234967	B 0 05-17-18	912796PG8	1000	05/17/18	01/23/18	PURC	.000	1.424	50,000,000.00	49,775,562.50	0.00	-49,775,562.50
234968	B 0 05-17-18	912796PG8	1000	05/17/18	01/23/18	PURC	.000	1.424	50,000,000.00	49,775,562.50	0.00	-49,775,562.50
234984	B 0 04-26-18	912796LX5	1000	04/26/18	01/24/18	PURC	.000	1.415	50,000,000.00	49,819,833.33	0.00	-49,819,833.33
234987	B 0 04-12-18	912796PA1	1000	04/12/18	01/24/18	PURC	.000	1.341	25,000,000.00	24,927,579.17	0.00	-24,927,579.17
234991	B 0 01-03-19	912796PK9	1000	01/03/19	01/24/18	PURC	.000	1.738	25,000,000.00	24,591,500.00	0.00	-24,591,500.00
235000	B 0 05-17-18	912796PG8	1000	05/17/18	01/25/18	PURC	.000	1.406	50,000,000.00	49,782,222.22	0.00	-49,782,222.22
235001	B 0 05-17-18	912796PG8	1000	05/17/18	01/25/18	PURC	.000	1.406	50,000,000.00	49,782,222.22	0.00	-49,782,222.22



Ratification Report

From Date: 1/17/2018 To Date: 1/31/2018

Date Basis: Settlement

Run: 02/05/2018 09:58:34 AM

By: Shawn Cochran

State of Ohio - Prod

Inv. No.	Description	CUSIP	Fund	Maturity	Settle	TXN Type	Coupon	Yield	Par Value	Book Value	Purchase Interest	Settlement
235002	B 0 05-24-18	912796MB2	1000	05/24/18	01/25/18	PURC	.000	1.442	50,000,000.00	49,762,826.39	0.00	-49,762,826.39
235003	B 0 05-24-18	912796MB2	1000	05/24/18	01/25/18	PURC	.000	1.442	50,000,000.00	49,762,826.39	0.00	-49,762,826.39
235006	B 0 05-31-18	912796PH6	1000	05/31/18	01/25/18	PURC	.000	1.455	50,000,000.00	49,746,687.50	0.00	-49,746,687.50
235007	B 0 05-31-18	912796PH6	1000	05/31/18	01/25/18	PURC	.000	1.455	50,000,000.00	49,746,687.50	0.00	-49,746,687.50
235050	B 05-17-18	912796PG8	1000	05/17/18	01/30/18	PURC	.000	1.401	50,000,000.00	49,792,687.50	0.00	-49,792,687.50
235051	B 0 05-24-18	912796MB2	1000	05/24/18	01/30/18	PURC	.000	1.451	50,000,000.00	49,771,366.67	0.00	-49,771,366.67
PURC							.000	1.434	1,225,000,000.00	1,219,322,339.94	0.00	-1,219,322,339.94
Inv Type: 6000 GOVT-US-ACT/360-ZERO-Z							.000	1.434	1,225,000,000.00	1,219,322,339.94	0.00	-1,219,322,339.94
Subtotal							.674	1.294	4,658,416,741.38	4,652,686,447.02	31,994.25	-4,652,718,441.27
Fund: 1010 REG INVESTMENT ACCT-CORE												
234783	FHLMC 2.55 01-30-23	3134GSCD5	1010	01/30/23	01/30/18	PURC	2.550	2.550	10,000,000.00	10,000,000.00	0.00	-10,000,000.00
PURC							2.550	2.550	10,000,000.00	10,000,000.00	0.00	-10,000,000.00
Inv Type: 5370 FHLMC-GOVT-US-30/360-FXD-S							2.550	2.550	10,000,000.00	10,000,000.00	0.00	-10,000,000.00
Subtotal							2.550	2.550	10,000,000.00	10,000,000.00	0.00	-10,000,000.00
Fund: 1020 REG INVESTMENT ACCT-LT TSY												
207633	KEYBANK - INVESTMEN	MMNOW0170	1020	02/01/18	01/18/18	PURC	.750	.750	106,250.00	106,250.00	0.00	-106,250.00
207633	KEYBANK - INVESTMEN	MMNOW0170	1020	02/01/18	01/22/18	PURC	.750	.750	30,830,447.20	30,830,447.20	0.00	-30,830,447.20
207633	KEYBANK - INVESTMEN	MMNOW0170	1020	02/01/18	01/24/18	PURC	.750	.750	200,950.00	200,950.00	0.00	-200,950.00
207633	KEYBANK - INVESTMEN	MMNOW0170	1020	02/01/18	01/26/18	PURC	.750	.750	115,000.00	115,000.00	0.00	-115,000.00
207633	KEYBANK - INVESTMEN	MMNOW0170	1020	02/01/18	01/29/18	PURC	.750	.750	867,543.76	867,543.76	0.00	-867,543.76
207633	KEYBANK - INVESTMEN	MMNOW0170	1020	02/01/18	01/30/18	PURC	.750	.750	333,750.00	333,750.00	0.00	-333,750.00
207633	KEYBANK - INVESTMEN	MMNOW0170	1020	02/01/18	01/31/18	PURC	.750	.750	46,991,172.00	46,991,172.00	0.00	-46,991,172.00
PURC							.750	.750	79,445,112.96	79,445,112.96	0.00	-79,445,112.96
Inv Type: 5644 MONEY MARKET NOW ACCT							.750	.750	79,445,112.96	79,445,112.96	0.00	-79,445,112.96
234850	T 1 7-8 09-30-22	9128282W9	1020	09/30/22	01/19/18	PURC	1.875	2.397	10,000,000.00	9,769,531.25	57,177.20	-9,826,708.45
234881	T 2 1-8 12-31-22	912828N30	1020	12/31/22	01/22/18	PURC	2.125	2.425	5,000,000.00	4,930,468.75	6,457.18	-4,936,925.93
234894	T 1 3-8 04-30-21	912828Q78	1020	04/30/21	01/23/18	PURC	1.375	2.257	10,000,000.00	9,723,437.50	31,906.08	-9,755,343.58
235035	T 2 3-8 01-31-23	9128283U2	1020	01/31/23	01/31/18	PURC	2.375	2.469	5,000,000.00	4,978,125.00	0.00	-4,978,125.00
PURC							1.833	2.367	30,000,000.00	29,401,562.50	95,540.46	-29,497,102.96
Inv Type: 6020 GOVT-US-ACT/ACT-FXD-S							1.833	2.367	30,000,000.00	29,401,562.50	95,540.46	-29,497,102.96



Ratification Report

From Date: 1/17/2018 To Date: 1/31/2018

Date Basis: Settlement

Run: 02/05/2018 09:58:34 AM

By: Shawn Cochran

State of Ohio - Prod

Inv. No.	Description	CUSIP	Fund	Maturity	Settle	TXN Type	Coupon	Yield	Par Value	Book Value	Purchase Interest	Settlement
Subtotal							1.047	1.193	109,445,112.96	108,846,675.46	95,540.46	-108,942,215.92
Fund: 1030 REG INVESTMENT ACCT-LT CORP												
234880	PEP 2 04-15-21	713448DX3	1030	04/15/21	01/23/18	PURC	2.000	2.490	8,440,000.00	8,312,302.80	48,295.56	-8,360,598.36
PURC							2.000	2.490	8,440,000.00	8,312,302.80	48,295.56	-8,360,598.36
Inv Type: 5121 CORP-US-30/360-FXD-S							2.000	2.490	8,440,000.00	8,312,302.80	48,295.56	-8,360,598.36
Subtotal							2.000	2.490	8,440,000.00	8,312,302.80	48,295.56	-8,360,598.36
Fund: 2000 OH LOTTERY COMM-STRUCTURED												
234882	ABBYCT 0 03-15-18	00280PCF0	2000	03/15/18	01/19/18	PURC	.000	1.604	5,000,000.00	4,987,777.78	0.00	-4,987,777.78
234883	ABBYCT 0 04-16-18	00280PDG7	2000	04/16/18	01/19/18	PURC	.000	1.717	6,000,000.00	5,975,205.00	0.00	-5,975,205.00
PURC							.000	1.666	11,000,000.00	10,962,982.78	0.00	-10,962,982.78
Inv Type: 5110 CP-DISC-US-ACT/360-ZERO-Z							.000	1.666	11,000,000.00	10,962,982.78	0.00	-10,962,982.78
234927	S 0 11-15-19	912833KX7	2000	11/15/19	01/25/18	PURC	.000	2.000	40,000.00	38,589.60	0.00	-38,589.60
234928	S 0 11-15-20	912833LB4	2000	11/15/20	01/25/18	PURC	.000	2.200	40,000.00	37,620.00	0.00	-37,620.00
234929	S 0 11-15-21	912833LF5	2000	11/15/21	01/25/18	PURC	.000	2.340	40,000.00	36,612.40	0.00	-36,612.40
234930	S 0 11-15-22	912833LK4	2000	11/15/22	01/25/18	PURC	.000	2.440	40,000.00	35,601.20	0.00	-35,601.20
234931	S 0 11-15-23	912833LP3	2000	11/15/23	01/25/18	PURC	.000	2.560	40,000.00	34,509.60	0.00	-34,509.60
234932	S 0 11-15-24	912833LT5	2000	11/15/24	01/25/18	PURC	.000	2.620	40,000.00	33,507.60	0.00	-33,507.60
234933	S 0 11-15-25	912833LX6	2000	11/15/25	01/25/18	PURC	.000	2.680	40,000.00	32,496.40	0.00	-32,496.40
234934	S 0 11-15-26	912833PB0	2000	11/15/26	01/25/18	PURC	.000	2.710	40,000.00	31,560.00	0.00	-31,560.00
234935	S 0 11-15-28	912833WR7	2000	11/15/28	01/25/18	PURC	.000	2.760	40,000.00	29,747.20	0.00	-29,747.20
234936	S 0 11-15-29	912833XT2	2000	11/15/29	01/25/18	PURC	.000	2.780	40,000.00	28,875.60	0.00	-28,875.60
234937	S 0 11-15-30	9128337N4	2000	11/15/30	01/25/18	PURC	.000	2.800	40,000.00	28,018.40	0.00	-28,018.40
234938	S 0 11-15-31	9128337Q7	2000	11/15/31	01/25/18	PURC	.000	2.820	40,000.00	27,176.00	0.00	-27,176.00
234939	S 0 11-15-32	9128337S3	2000	11/15/32	01/25/18	PURC	.000	2.840	40,000.00	26,348.40	0.00	-26,348.40
234940	S 0 11-15-33	9128337U8	2000	11/15/33	01/25/18	PURC	.000	2.860	40,000.00	25,536.00	0.00	-25,536.00
234941	S 0 11-15-34	9128337W4	2000	11/15/34	01/25/18	PURC	.000	2.870	40,000.00	24,780.00	0.00	-24,780.00
234942	S 0 11-15-35	912833X96	2000	11/15/35	01/25/18	PURC	.000	2.880	40,000.00	24,041.60	0.00	-24,041.60
234943	S 0 11-15-36	912833Y38	2000	11/15/36	01/25/18	PURC	.000	2.890	40,000.00	23,320.40	0.00	-23,320.40
234944	S 0 11-15-37	912834AD0	2000	11/15/37	01/25/18	PURC	.000	2.900	40,000.00	22,616.80	0.00	-22,616.80
234945	S 0 11-15-38	912834DU9	2000	11/15/38	01/25/18	PURC	.000	2.900	40,000.00	21,974.80	0.00	-21,974.80
234946	S 0 11-15-39	912834EV6	2000	11/15/39	01/25/18	PURC	.000	2.890	40,000.00	21,397.20	0.00	-21,397.20
234947	S 0 11-15-40	912834JH2	2000	11/15/40	01/25/18	PURC	.000	2.920	40,000.00	20,652.00	0.00	-20,652.00
234948	S 0 11-15-41	912834KV9	2000	11/15/41	01/25/18	PURC	.000	2.940	40,000.00	19,968.00	0.00	-19,968.00
234949	S 0 11-15-42	912834LX4	2000	11/15/42	01/25/18	PURC	.000	2.950	40,000.00	19,346.40	0.00	-19,346.40



Ratification Report

From Date: 1/17/2018 To Date: 1/31/2018

Date Basis: Settlement

Run: 02/05/2018 09:58:34 AM

By: Shawn Cochran

State of Ohio - Prod

Inv. No.	Description	CUSIP	Fund	Maturity	Settle	TXN Type	Coupon	Yield	Par Value	Book Value	Purchase Interest	Settlement
234951	S 0 11-15-17	912833QB9	2000	11/15/27	01/25/18	PURC	.000	2.740	40,000.00	30,632.80	0.00	-30,632.80
PURC							.000	2.720	960,000.00	674,928.40	0.00	-674,928.40
Inv Type: 6030 GOVT-US-ACT/ACT-ZERO-Z							.000	2.720	960,000.00	674,928.40	0.00	-674,928.40
Subtotal							.000	1.750	11,960,000.00	11,637,911.18	0.00	-11,637,911.18
Fund: 3000 BID OHIO												
234842	BID OHIO	LD18B0413	3000	04/18/18	01/17/18	PURC	1.500	1.500	3,000,000.00	3,000,000.00	0.00	-3,000,000.00
234843	BID OHIO	LD18B0405	3000	04/18/18	01/17/18	PURC	1.500	1.500	2,000,000.00	2,000,000.00	0.00	-2,000,000.00
234844	BID OHIO	LD18B0397	3000	04/18/18	01/17/18	PURC	1.500	1.500	2,000,000.00	2,000,000.00	0.00	-2,000,000.00
PURC							1.500	1.500	7,000,000.00	7,000,000.00	0.00	-7,000,000.00
Inv Type: 6103 SPRJ-BIDOHIO							1.500	1.500	7,000,000.00	7,000,000.00	0.00	-7,000,000.00
Subtotal							1.500	1.500	7,000,000.00	7,000,000.00	0.00	-7,000,000.00
Fund: 3030 ECO LINK												
234914	KENNETH HESS	EC1801074	3030	01/22/20	01/22/18	PURC	1.250	1.250	93,970.00	93,970.00	0.00	-93,970.00
234915	VALERIE AND MICHA	EC1801066	3030	01/22/20	01/22/18	PURC	1.250	1.250	200,000.00	200,000.00	0.00	-200,000.00
234916	STEVEN & CYNTHIA	EC1801041	3030	01/22/20	01/22/18	PURC	1.250	1.250	75,000.00	75,000.00	0.00	-75,000.00
234917	MICHAEL DABBELT	EC1801058	3030	01/22/20	01/22/18	PURC	1.250	1.250	167,500.00	167,500.00	0.00	-167,500.00
234918	TERRY LUANN BROW	EC1801033	3030	01/22/20	01/22/18	PURC	1.250	1.250	71,750.00	71,750.00	0.00	-71,750.00
234919	ALAN ACKROYD	EC1801017	3030	01/22/20	01/22/18	PURC	1.250	1.250	210,000.00	210,000.00	0.00	-210,000.00
234920	MICHAEL WADKOWS	EC1801025	3030	01/22/20	01/22/18	PURC	1.250	1.250	70,000.00	70,000.00	0.00	-70,000.00
234921	PHILIP LEPLA	EC1801009	3030	01/22/20	01/22/18	PURC	1.250	1.250	113,055.00	113,055.00	0.00	-113,055.00
234922	MEENAL SHARKEY	EC1800993	3030	01/22/20	01/22/18	PURC	1.250	1.250	252,000.00	252,000.00	0.00	-252,000.00
234923	ROBIN THORNBURG	EC1800985	3030	01/22/20	01/22/18	PURC	1.250	1.250	96,875.00	96,875.00	0.00	-96,875.00
234924	ANDREW DEMAIN	EC1800977	3030	01/22/20	01/22/18	PURC	1.250	1.250	108,750.00	108,750.00	0.00	-108,750.00
PURC							1.250	1.250	1,458,900.00	1,458,900.00	0.00	-1,458,900.00
Inv Type: 6113 SPRJ-ECO-LINK							1.250	1.250	1,458,900.00	1,458,900.00	0.00	-1,458,900.00
Subtotal							1.250	1.250	1,458,900.00	1,458,900.00	0.00	-1,458,900.00
Fund: 3050 GROW NOW												
235033	CLARKS GROCERY IN	LD1800258	3050	01/24/20	01/26/18	PURC	1.250	1.250	179,186.67	179,186.67	0.00	-179,186.67
PURC							1.250	1.250	179,186.67	179,186.67	0.00	-179,186.67
Inv Type: 6101 SPRJ-LINKED DEPOSIT-SM BUS							1.250	1.250	179,186.67	179,186.67	0.00	-179,186.67
235034	ADVANCED BUILDIN	LD1800266	3050	01/24/20	01/26/18	PURC	1.250	1.250	32,400.00	32,400.00	0.00	-32,400.00
PURC							1.250	1.250	32,400.00	32,400.00	0.00	-32,400.00
Inv Type: 6116 SPRJ-GROWNOW INT @ MATURITY							1.250	1.250	32,400.00	32,400.00	0.00	-32,400.00



Ratification Report

From Date: 1/17/2018 To Date: 1/31/2018

Date Basis: Settlement

Run: 02/05/2018 09:58:34 AM

By: Shawn Cochran

State of Ohio - Prod

Inv. No.	Description	CUSIP	Fund	Maturity	Settle	TXN Type	Coupon	Yield	Par Value	Book Value	Purchase Interest	Settlement	
						Subtotal	1.250	1.250	211,586.67	211,586.67	0.00	-211,586.67	
Grand Total		Count 117						.689	1.298	4,806,932,341.01	4,800,153,823.13	175,830.27	-4,800,329,653.40