

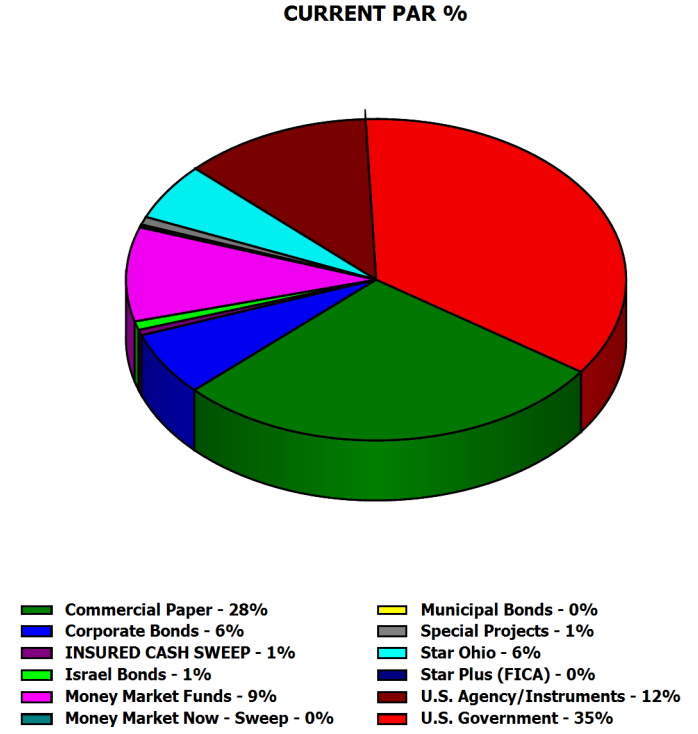
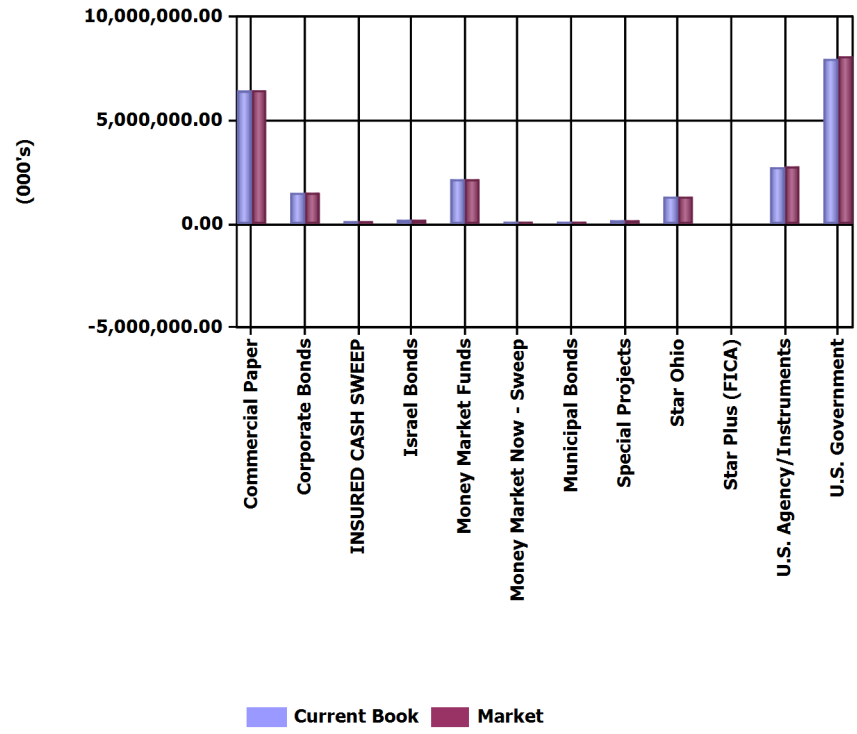


Run Date: 9/2/2021 8:33:06 AM

Investments Outstanding As Of Date: 8/31/2021

Assets (000's)	Current Par	Current Book	Current Market	Mkt/ Cur Book	Yield	WAL (Yr)	Mat (Yr)
Commercial Paper	6,440,736,000.00	6,435,200,568.58	6,438,273,735.30	100.05 %	0.14 %	.313	.313
Corporate Bonds	1,467,492,000.00	1,495,851,564.67	1,510,379,776.75	100.97 %	1.72 %	2.075	2.391
INSURED CASH SWEEP	128,656,261.29	128,656,261.29	128,656,261.29	100.00 %	0.15 %	.003	.003
Israel Bonds	200,000,000.00	200,000,000.00	200,100,955.50	100.05 %	2.26 %	2.312	2.312
Money Market Funds	2,161,673,721.19	2,161,673,721.19	2,161,673,721.19	100.00 %	0.04 %	.003	.003
Money Market Now - Sweep	46,768,944.15	46,768,944.15	46,768,944.15	100.00 %	0.01 %	.003	.003
Municipal Bonds	20,170,000.00	20,170,000.00	20,436,058.25	101.32 %	1.81 %	2.193	2.193
Special Projects	184,073,166.04	184,073,166.04	184,073,166.04	100.00 %	0.07 %	.471	.471
Star Ohio	1,314,710,312.69	1,314,710,312.69	1,314,710,312.69	100.00 %	0.07 %	.003	.003
Star Plus (FICA)	0.00	0.00	0.00	0.00 %	0.00 %	.000	.000
U.S. Agency/Instruments	2,779,603,000.00	2,726,062,176.62	2,779,818,626.21	101.97 %	0.73 %	.842	3.626
U.S. Government	8,078,354,500.00	7,953,183,229.72	8,081,444,374.09	101.61 %	0.51 %	1.569	1.569
Totals (000's):	22,822,237,905.36	22,666,349,944.95	22,866,335,931.46	100.88 %	0.45 %	.906	1.266

PORTFOLIO ALLOCATION



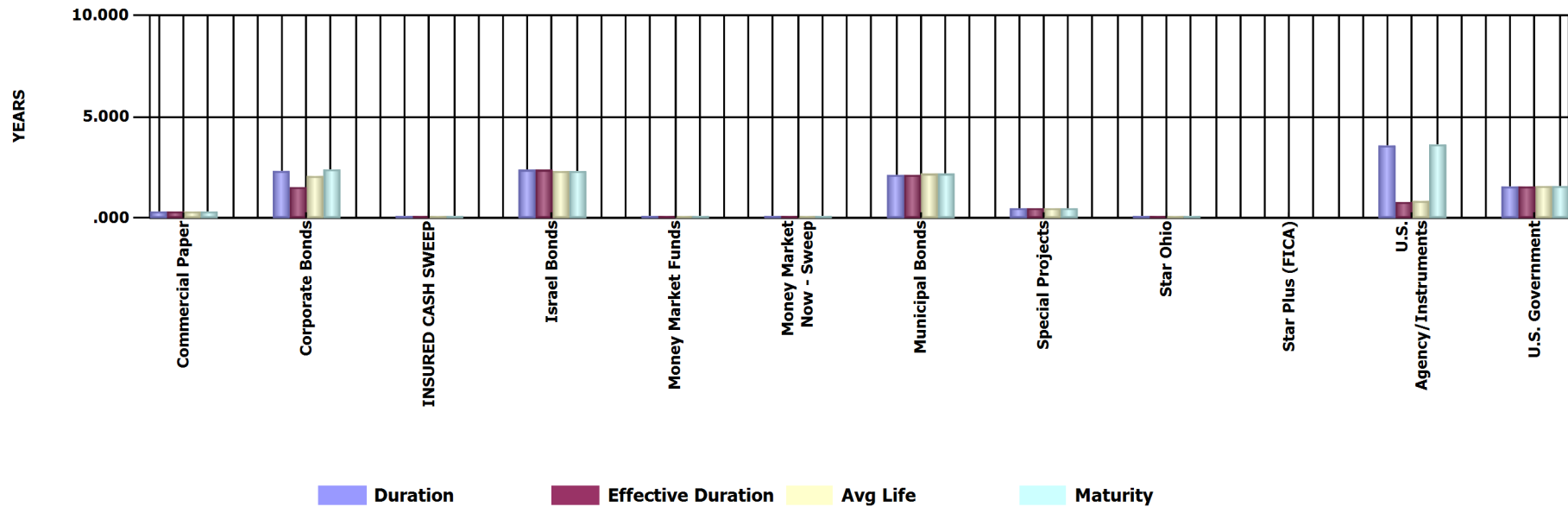


Run Date: 9/2/2021 8:33:06 AM

Investments Outstanding As Of Date: 8/31/2021

MATURITY ANALYSIS

Assets (000's)	Current Par	Duration (Yr)	Effective Duration (Yr)	WAL (Yr)	Mat (Yr)
Commercial Paper	6,440,736.00	.313	.313	.313	.313
Corporate Bonds	1,467,492.00	2.317	1.515	2.075	2.391
INSURED CASH SWEEP	128,656.26	.003	.003	.003	.003
Israel Bonds	200,000.00	2.385	2.385	2.312	2.312
Money Market Funds	2,161,673.72	.003	.003	.003	.003
Money Market Now - Sweep	46,768.94	.003	.003	.003	.003
Municipal Bonds	20,170.00	2.126	2.126	2.193	2.193
Special Projects	184,073.17	.471	.471	.471	.471
Star Ohio	1,314,710.31	.003	.003	.003	.003
Star Plus (FICA)	0.00	.000	.000	.000	.000
U.S. Agency/Instruments	2,779,603.00	3.577	.778	.842	3.626
U.S. Government	8,078,354.50	1.553	1.553	1.569	1.569
Totals (000's):	22,822,237.91	1.250	.857	.906	1.266



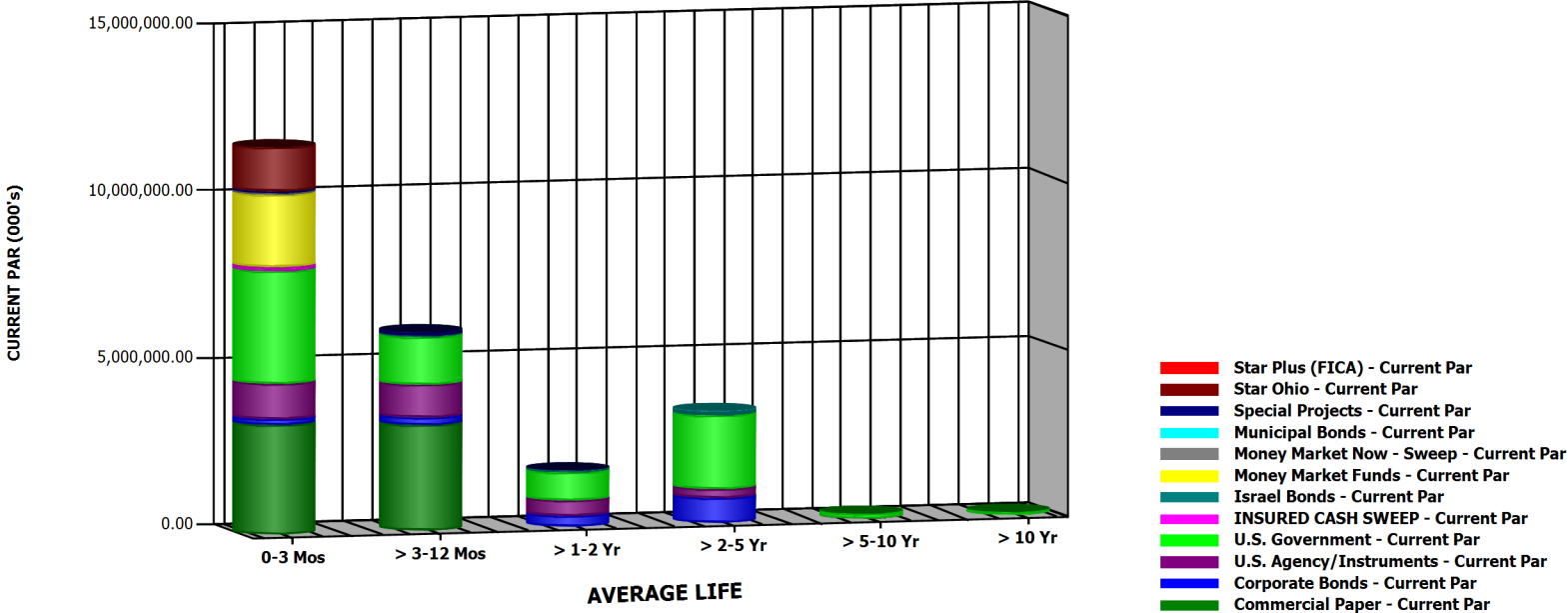


Run Date: 9/2/2021 8:33:06 AM

Investments Outstanding As Of Date: 8/31/2021

Current Par (000's)	0-3 Mos	> 3-12 Mos	> 1-2 Yr	> 2-5 Yr	> 5-10 Yr	> 10 Yr	Totals (000's)
Commercial Paper	3,281,000.00	3,159,736.00	0.00	0.00	0.00	0.00	6,440,736.00
Corporate Bonds	172,866.00	224,538.00	326,148.00	743,940.00	0.00	0.00	1,467,492.00
INSURED CASH SWEEP	128,656.26	0.00	0.00	0.00	0.00	0.00	128,656.26
Israel Bonds	0.00	30,000.00	50,000.00	120,000.00	0.00	0.00	200,000.00
Money Market Funds	2,161,673.72	0.00	0.00	0.00	0.00	0.00	2,161,673.72
Money Market Now - Sweep	46,768.94	0.00	0.00	0.00	0.00	0.00	46,768.94
Municipal Bonds	0.00	4,985.00	4,665.00	10,520.00	0.00	0.00	20,170.00
Special Projects	60,062.38	112,970.47	11,040.31	0.00	0.00	0.00	184,073.17
Star Ohio	1,314,710.31	0.00	0.00	0.00	0.00	0.00	1,314,710.31
Star Plus (FICA)	0.00	0.00	0.00	0.00	0.00	0.00	0.00
U.S. Agency/Instruments	1,060,473.00	985,515.00	460,501.00	265,746.00	7,368.00	0.00	2,779,603.00
U.S. Government	3,369,533.00	1,424,883.25	834,267.25	2,207,998.75	148,183.25	93,489.00	8,078,354.50
Totals (000's):	11,595,743.62	5,942,627.72	1,686,621.56	3,348,204.75	155,551.25	93,489.00	22,822,237.91

AVERAGE LIFE DISTRIBUTION



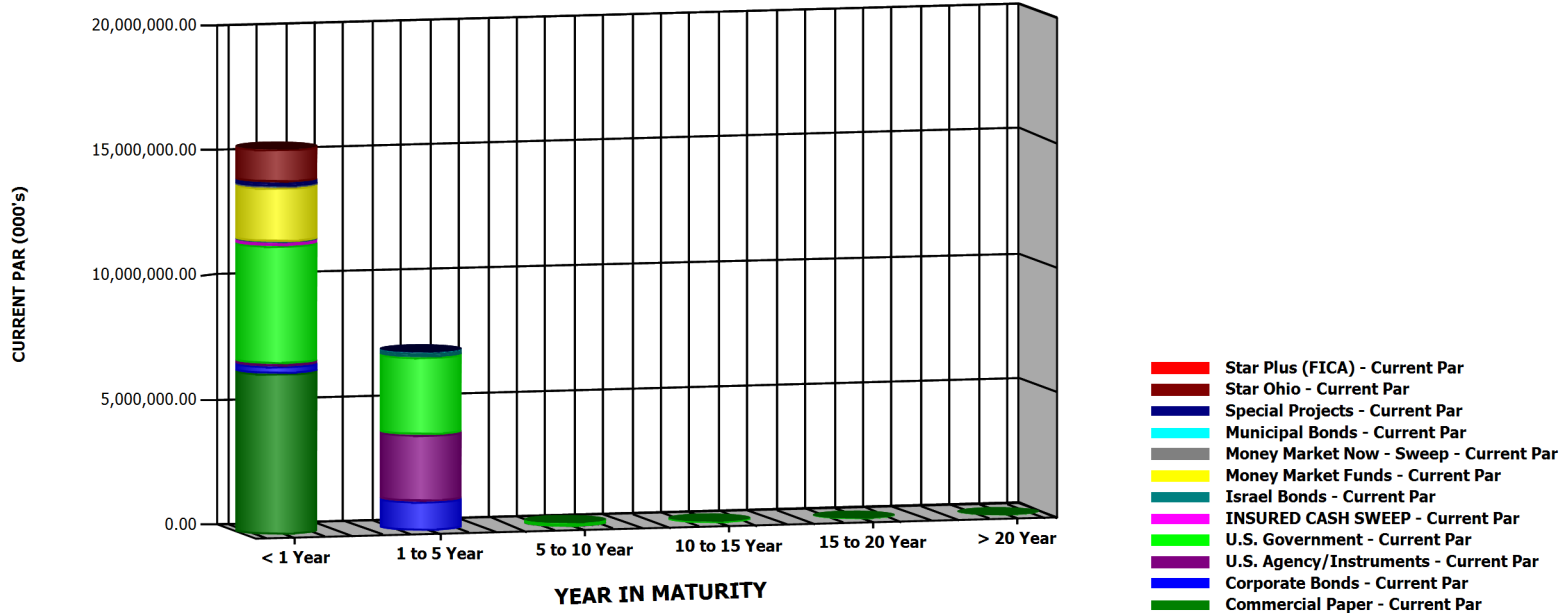


Run Date: 9/2/2021 8:33:06 AM

Investments Outstanding As Of Date: 8/31/2021

Current Par (000's)	< 1 Year	1 to 5 Year	5 to 10 Year	10 to 15 Year	15 to 20 Year	> 20 Year	Totals (000's)
Commercial Paper	6,440,736.00	0.00	0.00	0.00	0.00	0.00	6,440,736.00
Corporate Bonds	297,824.00	1,169,668.00	0.00	0.00	0.00	0.00	1,467,492.00
INSURED CASH SWEEP	128,656.26	0.00	0.00	0.00	0.00	0.00	128,656.26
Israel Bonds	30,000.00	170,000.00	0.00	0.00	0.00	0.00	200,000.00
Money Market Funds	2,161,673.72	0.00	0.00	0.00	0.00	0.00	2,161,673.72
Money Market Now - Sweep	46,768.94	0.00	0.00	0.00	0.00	0.00	46,768.94
Municipal Bonds	4,985.00	15,185.00	0.00	0.00	0.00	0.00	20,170.00
Special Projects	172,742.52	11,330.64	0.00	0.00	0.00	0.00	184,073.17
Star Ohio	1,314,710.31	0.00	0.00	0.00	0.00	0.00	1,314,710.31
Star Plus (FICA)	0.00	0.00	0.00	0.00	0.00	0.00	0.00
U.S. Agency/Instruments	101,317.00	2,670,918.00	7,368.00	0.00	0.00	0.00	2,779,603.00
U.S. Government	4,724,416.25	3,112,266.00	148,183.25	62,372.00	23,477.00	7,640.00	8,078,354.50
Totals (000's):	15,423,830.01	7,149,367.64	155,551.25	62,372.00	23,477.00	7,640.00	22,822,237.91

MATURITY DISTRIBUTION

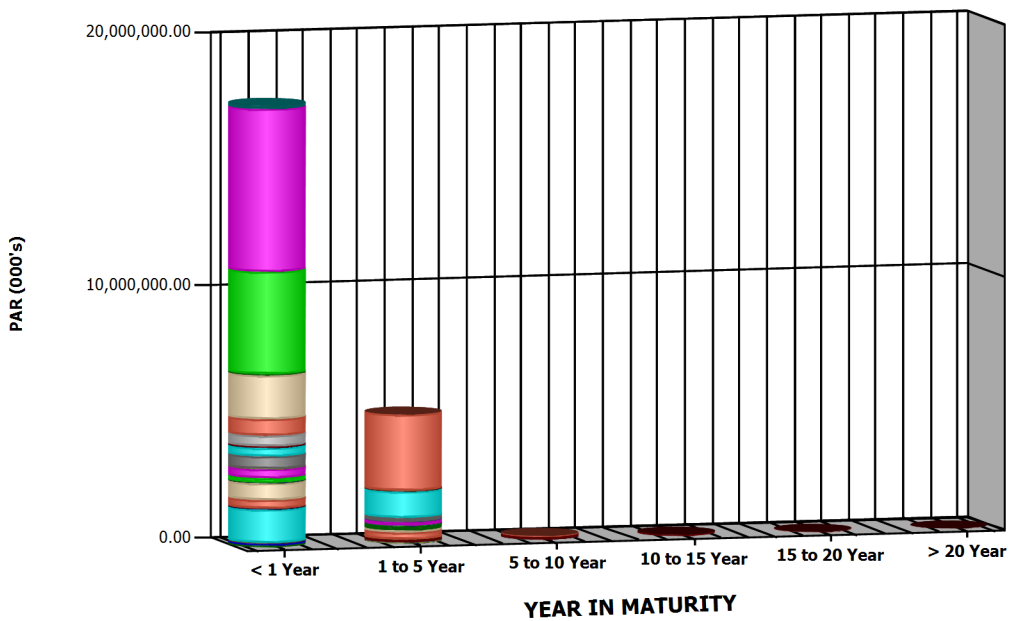




Run Date: 9/2/2021 8:33:06 AM

Investments Outstanding As Of Date: 8/31/2021

Par (000's)	< 1 Year	1 to 5 Year	5 to 10 Year	10 to 15 Year	15 to 20 Year	> 20 Year	Totals (000's)
Commercial Paper	6,440,736.00	0.00	0.00	0.00	0.00	0.00	6,440,736.00
Corporate Bonds	397,404.00	1,070,088.00	0.00	0.00	0.00	0.00	1,467,492.00
INSURED CASH SWEEP	128,656.26	0.00	0.00	0.00	0.00	0.00	128,656.26
Israel Bonds	30,000.00	170,000.00	0.00	0.00	0.00	0.00	200,000.00
Money Market Funds	2,161,673.72	0.00	0.00	0.00	0.00	0.00	2,161,673.72
Money Market Now - Sweep	46,768.94	0.00	0.00	0.00	0.00	0.00	46,768.94
Municipal Bonds	4,985.00	15,185.00	0.00	0.00	0.00	0.00	20,170.00
Special Projects	172,742.52	11,330.64	0.00	0.00	0.00	0.00	184,073.17
Star Ohio	1,314,710.31	0.00	0.00	0.00	0.00	0.00	1,314,710.31
Star Plus (FICA)	0.00	0.00	0.00	0.00	0.00	0.00	0.00
U.S. Agency/Instruments	2,045,988.00	726,247.00	7,368.00	0.00	0.00	0.00	2,779,603.00
U.S. Government	4,724,416.25	3,112,266.00	148,183.25	62,372.00	23,477.00	7,640.00	8,078,354.50
Totals (000's):	17,468,081.01	5,105,116.64	155,551.25	62,372.00	23,477.00	7,640.00	22,822,237.91



- INSURED CASH SWEEP - Par
- CP-DISC-US-ACT/360-ZERO-Z - Par
- GOVT-US-ACT/360-ZERO-Z - Par
- COMMERCIAL PAPER - OPEN TERM - Par
- STAR OHIO-STAR PLUS(REINV DVD) - Par
- MONEY MARKET NOW - SWEEP ACCT - Par
- MONEY MARKET FUND - CASH ACCT - Par
- GOVT-US-ACT/ACT-FXD-S - Par
- MONEY MARKET NOW ACCT - Par
- CORP-US-30/360-FLT-Q - Par
- CORP-US-ACT/360-FLT-Q - Par
- CORP-US-30/360-STEP-S - Par
- CORP-US-30/360-FLT-M - Par
- CORP-US-30/360-FXD-S - Par
- FHLMC-GOVT-US-30/360-FXD-S - Par
- FFCB-GOVT-US-ACT/360-FLT-M - Par
- MUNI-US-30/360-FXD-S - Par
- FFCB-GOVT-US-30/360-FXD-S - Par
- FHLB-GOVT-US-30/360-STEP-S - Par
- FHLMC-GOVT-US-30/360-STEP-S - Par
- ISRAEL-ACT/365-FLT-S - Par
- ISRAEL-ACT/365-FXD-S - Par
- FHLB-GOVT-US-30/360-FXD-S - Par
- FNMA-GOVT-US-30/360-FXD-S - Par
- SPRJ-RE-ENERGIZE INT @ 6 MONTH - Par
- SPRJ-RE-ENERGIZE INT @ MATURIT - Par
- RFCGS-GOVT-US-ACT/ACT-ZERO-Z - Par
- GOVT-US-ACT/ACT-ZERO-Z - Par
- FHLMC-GOVT-ACT/360-ZERO-Z - Par
- STAR OHIO - CASH ACCT - Par
- FNMA-GOVT-US-30/360-ZERO-Z - Par
- TVA-US-ACT/360-ZERO-Z - Par
- FED-GOVT-US-30/360-FXD-S - Par
- SPRJ-LINKED DEPOSIT-SM BUS - Par
- SPRJ-GROWNOW INT @ MATURITY - Par
- SPRJ-ECO-LINK - Par
- SPRJ-BIDOHIO - Par
- SPRJ-AGLINK FIXED LINE OF CRED - Par

CALL/MATURITY DISTRIBUTION



Run Date: 9/2/2021 8:33:06 AM

Investments Outstanding As Of Date: 8/31/2021

INVENTORY BY MATURITY REPORT

CUSIP	Investment #	Fund	Issuer	Purchase Date	Current Book	Current Rate	Maturity Date	Current Par	YTM	Days to Maturity
27044	146173	2000	STAR OHIO 27044	05/31/2015	5,041,009.77	.075	09/01/2021	5,041,009.77	.075	1
10010	154433	1000	STAR OHIO 10010	05/31/2015	796,366,659.35	.075	09/01/2021	796,366,659.35	.075	1
63942	174457	1020	STAR OHIO 63942	05/31/2015	8,390,954.24	.075	09/01/2021	8,390,954.24	.075	1
70933	182202	1010	STAR OHIO 70933	05/31/2015	0.00	.075	09/01/2021	0.00	.075	1
38141W273	184539	1000	GOLDMAN SACHS FIN SQ GOV	05/31/2015	576,278.00	.010	09/01/2021	576,278.00	.010	1
NOWSW3006	193190	1000	NOW ACCT-SWEEP ACCT-300	05/31/2015	46,768,944.15	.010	09/01/2021	46,768,944.15	.010	1
MMNOW0170	207633	1020	KEYBANK - INVESTMENT MAT	05/31/2015	54,285,621.54	.010	09/01/2021	54,285,621.54	.010	1
825252885	213723	1000	INVESCO GOVT & AGENCY PO	05/31/2015	1,151,827,175.32	.030	09/01/2021	1,151,827,175.32	.030	1
52470G791	216151	1000	WESTERN ASSET INST GOVT	05/31/2015	0.00	.010	09/01/2021	0.00	.010	1
PLUS30026	216345	1000	STAR OHIO - 10010	05/31/2015	0.00	.240	09/01/2021	0.00	.240	1
CITZMMKT3	229092	1000	CITIZENS INTEREST BEARING	01/09/2017	0.00	.120	09/01/2021	0.00	.120	1
OPNCP8020	236848	1000	US BANK - OPEN CP	05/21/2018	0.00	.005	09/01/2021	0.00	.005	1
KEYBMMKT0	238506	1000	KEYBANK STRATEGIC DEPOSI	10/05/2018	200,771,206.68	.150	09/01/2021	200,771,206.68	.150	1
WTFBMMKT5	245817	1000	Waterford Negotiated Deposit	05/08/2020	21,745,154.82	.050	09/01/2021	21,745,154.82	.050	1
HUNTMMKT1	245818	1000	HUNTINGTON NEGOTIATED D	05/08/2020	25,019,925.01	.100	09/01/2021	25,019,925.01	.100	1
HUNTMMKT1	246013	1000	HUNTINGTON DEPOSIT	06/05/2020	100,133,123.08	.100	09/01/2021	100,133,123.08	.100	1
CORTMMKT6	246407	1000	CORTLAND NEGOTIATED DEP	07/24/2020	0.00	.020	09/01/2021	0.00	.020	1
PNCBMMKT9	246515	1000	PNC BANK NEGOTIATED DEPO	08/07/2020	0.00	.020	09/01/2021	0.00	.020	1
PREBMMKT8	246886	1000	PREMIER BANK	09/25/2020	25,007,103.57	.020	09/01/2021	25,007,103.57	.020	1
AXOSMMKT3	248038	1000	AXOS NEGOTIATED DEPOSIT	12/30/2020	0.00	.150	09/01/2021	0.00	.150	1
09659BW14	250515	1060	BNPPNY 0 09-01-21	05/19/2021	49,982,500.00	.000	09/01/2021	50,000,000.00	.120	1
09659BW14	250516	1060	BNPPNY 0 09-01-21	05/19/2021	49,982,500.00	.000	09/01/2021	50,000,000.00	.120	1
09659BW14	250517	1060	BNPPNY 0 09-01-21	05/19/2021	24,991,250.00	.000	09/01/2021	25,000,000.00	.120	1
22533TW10	250518	1060	CACPNY 0 09-01-21	05/19/2021	24,991,979.17	.000	09/01/2021	25,000,000.00	.110	1
22533TW10	250519	1060	CACPNY 0 09-01-21	05/19/2021	49,983,958.33	.000	09/01/2021	50,000,000.00	.110	1
22533TW10	250520	1060	CACPNY 0 09-01-21	05/19/2021	49,983,958.33	.000	09/01/2021	50,000,000.00	.110	1



Run Date: 9/2/2021 8:33:06 AM

Investments Outstanding As Of Date: 8/31/2021

INVENTORY BY MATURITY REPORT

CUSIP	Investment #	Fund	Issuer	Purchase Date	Current Book	Current Rate	Maturity Date	Current Par	YTM	Days to Maturity
62479LW19	250526	1060	MUFGBK 0 09-01-21	05/19/2021	24,994,895.83	.000	09/01/2021	25,000,000.00	.070	1
62479LW19	250527	1060	MUFGBK 0 09-01-21	05/19/2021	49,989,791.67	.000	09/01/2021	50,000,000.00	.070	1
62479LW19	250528	1060	MUFGBK 0 09-01-21	05/19/2021	49,989,791.67	.000	09/01/2021	50,000,000.00	.070	1
0347M2W10	250532	1060	ANGLES CP 0 09-01-21	05/19/2021	24,990,520.83	.000	09/01/2021	25,000,000.00	.130	1
0347M2W10	250534	1060	ANGLES CP 0 09-01-21	05/19/2021	49,981,041.67	.000	09/01/2021	50,000,000.00	.130	1
0347M2W10	250535	1060	ANGLES CP 0 09-01-21	05/19/2021	49,981,041.67	.000	09/01/2021	50,000,000.00	.130	1
76656	250546	1060	STAR OHIO 76656	05/19/2021	504,911,689.33	.075	09/01/2021	504,911,689.33	.075	1
38141W273	250549	1060	GOLDMAN SACHS FIN SQ GOV	05/19/2021	82,281,862.86	.030	09/01/2021	82,281,862.86	.030	1
825252885	250550	1060	INVESCO GVT & AGNCY INST	05/19/2021	500,026,270.31	.010	09/01/2021	500,026,270.31	.010	1
86563GW16	250621	1060	SUMTNY 0 09-01-21	05/28/2021	29,995,200.00	.000	09/01/2021	30,000,000.00	.060	1
86563GW16	250687	1060	SUMTNY 0 09-01-21	06/07/2021	19,997,133.33	.000	09/01/2021	20,000,000.00	.060	1
86563GW16	250688	1060	SUMTNY 0 09-01-21	06/07/2021	49,992,833.34	.000	09/01/2021	50,000,000.00	.060	1
0347M2W10	251011	1000	ANGLES CP 09-01-21	07/02/2021	24,995,763.89	.000	09/01/2021	25,000,000.00	.100	1
CITZINTR1	251259	1000	CITIZENS INTRAFI SWEEP AC	07/21/2021	128,656,261.29	.150	09/01/2021	128,656,261.29	.150	1
2254EAW25	247781	1000	CSFBNY 0 09-02-21	12/09/2020	24,951,791.67	.000	09/02/2021	25,000,000.00	.261	2
78015CW24	248443	1000	RYNYCP CP 0 09-02-21	01/27/2021	49,954,583.33	.000	09/02/2021	50,000,000.00	.150	2
78015CW24	248500	1000	RYNYCP CP 0 09-02-21	02/01/2021	24,979,291.67	.000	09/02/2021	25,000,000.00	.140	2
78015CW24	248995	1000	RYNYCP CP 0 09-02-21	03/02/2021	49,964,222.22	.000	09/02/2021	50,000,000.00	.140	2
912796D63	249041	1000	B 09-02-21	03/05/2021	49,987,430.55	.000	09/02/2021	50,000,000.00	.050	2
912796D63	249042	1000	B 09-02-21	03/05/2021	49,987,430.56	.000	09/02/2021	50,000,000.00	.050	2
912796D63	251256	1020	B 09-02-21	07/22/2021	49,997,666.67	.000	09/02/2021	50,000,000.00	.040	2
LD2000106	242597	3050	SUNDAES ICE CREAM LLC	09/04/2019	72,033.00	.750	09/03/2021	72,033.00	.750	3
0347M2W36	251008	1000	ANGLES CP 0 09-03-21	07/06/2021	49,992,625.00	.000	09/03/2021	50,000,000.00	.090	3
LD2000114	242642	3050	PORTER JACKSON INC	09/06/2019	365,500.00	.000	09/06/2021	365,500.00	.000	6
14913Q2N8	244177	1030	CAT 3.15 09-07-21	01/29/2020	5,764,633.60	3.150	09/07/2021	5,632,000.00	1.657	7
78015CW73	248503	1000	RYNYCP CP 0 09-07-21	02/01/2021	24,978,805.56	.000	09/07/2021	25,000,000.00	.140	7
912796L23	251583	1000	B 0 09-07-21	08/12/2021	24,999,277.78	.000	09/07/2021	25,000,000.00	.040	7
LD21B0300	249025	3000	BIDOHIO 6 MO	03/03/2021	10,000,000.00	.050	09/08/2021	10,000,000.00	.050	8
60689FW87	251058	1000	MIZUNY CP 0 09-08-21	07/08/2021	24,997,631.94	.000	09/08/2021	25,000,000.00	.055	8
02665WBG5	227974	1030	AMERICAN HONDA F 1.700 9-	09/12/2016	10,001,400.00	1.700	09/09/2021	10,000,000.00	1.697	9
78015CW99	248442	1000	RYNYCP CP 0 09-09-21	01/27/2021	49,953,125.00	.000	09/09/2021	50,000,000.00	.150	9
9127964L0	248697	1000	B 09-09-21	02/17/2021	49,989,545.00	.000	09/09/2021	50,000,000.00	.037	9
9127964L0	248698	1000	B 09-09-21	02/17/2021	49,989,545.00	.000	09/09/2021	50,000,000.00	.037	9



Run Date: 9/2/2021 8:33:06 AM

Investments Outstanding As Of Date: 8/31/2021

INVENTORY BY MATURITY REPORT

CUSIP	Investment #	Fund	Issuer	Purchase Date	Current Book	Current Rate	Maturity Date	Current Par	YTM	Days to Maturity
86563GW99	250614	1000	SUMTNY CP 0 09-09-21	05/27/2021	49,991,250.00	.000	09/09/2021	50,000,000.00	.060	9
62479LWA9	247941	1000	MUFGBK 0 09-10-21	12/21/2020	24,959,819.44	.000	09/10/2021	25,000,000.00	.220	10
74433GWD4	251425	1000	PRU 0 09-13-21	08/02/2021	49,994,750.00	.000	09/13/2021	50,000,000.00	.090	13
912796L31	251230	1020	B 09-14-21	07/20/2021	49,996,888.89	.000	09/14/2021	50,000,000.00	.040	14
62479LWE1	251320	1000	MUFGBK CP 0 09-14-21	07/26/2021	49,995,833.33	.000	09/14/2021	50,000,000.00	.060	14
3134A4BU7	178679	2000	FHLMC STRIP	10/31/2006	3,050,379.20	.000	09/15/2021	6,590,000.00	5.247	15
3134A4BU7	178682	2000	FHLMC STRIP	10/31/2006	192,822.21	.000	09/15/2021	421,000.00	5.320	15
RE2000025	242752	3040	ZAGMAN PROPERTIES LLC	09/16/2019	40,000.00	1.220	09/16/2021	40,000.00	1.220	16
78015CWG3	248475	1000	RYNYCP CP 0 09-16-21	01/29/2021	49,955,277.78	.000	09/16/2021	50,000,000.00	.140	16
46640PWG4	249198	1000	JPMSCC CP 0 09-16-21	03/15/2021	49,953,750.00	.000	09/16/2021	50,000,000.00	.180	16
46640PWG4	249199	1000	JPMSCC CP 0 09-16-21	03/15/2021	49,953,750.00	.000	09/16/2021	50,000,000.00	.180	16
86563GWW3	249317	1000	SUMTNY CP 0 09-16-21	03/25/2021	24,978,125.00	.000	09/16/2021	25,000,000.00	.180	16
LD2000122	242771	3050	WAIBEL ENERGY SYSTEMS IN	09/17/2019	60,980.18	.000	09/17/2021	60,980.18	.000	17
LD2000148	242772	3050	WAIBEL ENERGY SYSTEMS IN	09/17/2019	91,057.33	.000	09/17/2021	91,057.33	.000	17
LD2000130	242773	3050	WAIBEL ENERGY SYSTEMS IN	09/17/2019	79,655.00	.001	09/17/2021	79,655.00	.001	17
LD2000155	242790	3050	EDDIES LAWN AND LANDSCAP	09/18/2019	50,525.00	.000	09/17/2021	50,525.00	.000	17
EC2000494	242826	3030	BRADFORD MALLORY	09/19/2019	14,611.00	.000	09/17/2021	14,611.00	.000	17
EC2000502	242827	3030	RACHEL MINNEY	09/19/2019	176,719.20	.000	09/17/2021	176,719.20	.000	17
0347M2WH5	251210	1000	ANGLES 0 09-17-21	07/19/2021	49,992,500.00	.000	09/17/2021	50,000,000.00	.090	17
0347M2WL6	251268	1000	ANGLES 0 09-20-21	07/22/2021	49,993,333.33	.000	09/20/2021	50,000,000.00	.080	20
48128GW30	238337	1030	JPM Float 09-21-21 000B	09/21/2018	10,000,000.00	5.643	09/21/2021	10,000,000.00	5.643	21
60689FWN4	250927	1000	MIZUNY CP 0 09-22-21	06/24/2021	24,995,312.50	.000	09/22/2021	25,000,000.00	.075	22
89233GWP7	248076	1000	TOYCC 0 09-23-21	01/05/2021	49,920,250.00	.000	09/23/2021	50,000,000.00	.220	23
912796F53	250873	1000	WIB 09-23-21	06/24/2021	49,994,818.06	.000	09/23/2021	50,000,000.00	.041	23
60689FWP9	250907	1000	MIZUNY CP 0 09-23-21	06/23/2021	49,990,416.67	.000	09/23/2021	50,000,000.00	.075	23
EC2000510	242899	3030	MICHELLE SMITH	09/25/2019	61,500.00	.300	09/24/2021	61,500.00	.300	24
EC2000528	242900	3030	CHAD BRAHLER	09/25/2019	146,790.00	.300	09/24/2021	146,790.00	.300	24
EC2000635	242901	3030	WADE MCMINN III	09/25/2019	250,000.00	.300	09/24/2021	250,000.00	.300	24
EC2000627	242902	3030	CLINTON ALLERTON	09/25/2019	350,000.00	.300	09/24/2021	350,000.00	.300	24
EC2000619	242903	3030	IAN MACCONNELL	09/25/2019	350,000.00	.300	09/24/2021	350,000.00	.300	24
EC2000601	242904	3030	CHEYENNE CUCCIA	09/25/2019	250,000.00	.300	09/24/2021	250,000.00	.300	24
EC2000593	242905	3030	BRETT BUTLER	09/25/2019	150,000.00	.300	09/24/2021	150,000.00	.300	24
EC2000551	242906	3030	THOMAS AND JOY SLEMMER	09/25/2019	350,000.00	.300	09/24/2021	350,000.00	.300	24



Run Date: 9/2/2021 8:33:06 AM

Investments Outstanding As Of Date: 8/31/2021

INVENTORY BY MATURITY REPORT

CUSIP	Investment #	Fund	Issuer	Purchase Date	Current Book	Current Rate	Maturity Date	Current Par	YTM	Days to Maturity
EC2000569	242907	3030	BLAINE LANGANKE	09/25/2019	115,000.00	.300	09/24/2021	115,000.00	.300	24
EC2000577	242908	3030	LISA FARMER	09/25/2019	50,000.00	.300	09/24/2021	50,000.00	.300	24
EC2000585	242909	3030	BRIAN BURGGRAF	09/25/2019	31,265.00	.300	09/24/2021	31,265.00	.300	24
EC2000544	242910	3030	BRIAN MYERS	09/25/2019	167,790.00	.300	09/24/2021	167,790.00	.300	24
EC2000536	242911	3030	MARGARET PRATER	09/25/2019	31,430.00	.300	09/24/2021	31,430.00	.300	24
LD2000163	242935	3050	MARKS HOMEMADE ICE CREA	09/26/2019	190,000.00	1.460	09/24/2021	190,000.00	1.460	24
EC2000643	242936	3030	MELISSA WENZINGER	09/26/2019	90,000.00	.300	09/24/2021	90,000.00	.300	24
EC2000734	242937	3030	GEOFFREY WILLOUGHBY	09/26/2019	193,690.00	.300	09/24/2021	193,690.00	.300	24
EC2000726	242938	3030	ROBERT FULPER	09/26/2019	70,000.00	.300	09/24/2021	70,000.00	.300	24
EC2000718	242939	3030	CAROLE HOLT	09/26/2019	47,805.00	.300	09/24/2021	47,805.00	.300	24
EC2000700	242940	3030	JAMIE DEIST	09/26/2019	340,515.00	.300	09/24/2021	340,515.00	.300	24
EC2000692	242941	3030	RONALD ROMAN	09/26/2019	165,000.00	.300	09/24/2021	165,000.00	.300	24
EC2000684	242942	3030	ROBERT PASQUINUCCI	09/26/2019	25,000.00	.300	09/24/2021	25,000.00	.300	24
EC2000676	242943	3030	THOMAS GARRA	09/26/2019	238,680.00	.300	09/24/2021	238,680.00	.300	24
EC2000668	242944	3030	JEREMY DUFFIELD	09/26/2019	245,000.00	.300	09/24/2021	245,000.00	.300	24
EC2000650	242945	3030	RICHARD STONE	09/26/2019	66,835.00	.300	09/24/2021	66,835.00	.300	24
EC2000742	242957	3030	ANDREW RACHUBA	09/27/2019	80,225.00	.300	09/27/2021	80,225.00	.300	27
EC2000767	242958	3030	JORDAN MILLER	09/27/2019	135,000.00	.300	09/27/2021	135,000.00	.300	27
EC2000759	242959	3030	MARK CARPER	09/27/2019	56,875.00	.300	09/27/2021	56,875.00	.300	27
EC2000775	242960	3030	MARK CARPER	09/27/2019	68,230.00	.300	09/27/2021	68,230.00	.300	27
EC2000783	242961	3030	GEORGE ROTH	09/27/2019	75,000.00	.300	09/27/2021	75,000.00	.300	27
EC2000791	242962	3030	ELIJAH COLE	09/27/2019	184,800.00	.300	09/27/2021	184,800.00	.300	27
EC2000809	242963	3030	CAROL KYER	09/27/2019	125,000.00	.300	09/27/2021	125,000.00	.300	27
EC2000817	242964	3030	JESSIE THACKER	09/27/2019	100,000.00	.300	09/27/2021	100,000.00	.300	27
EC2000825	242965	3030	ROBERT FULPER	09/27/2019	207,396.00	.300	09/27/2021	207,396.00	.300	27
EC2000833	242966	3030	BENJAMIN GERTEN	09/27/2019	350,000.00	.300	09/27/2021	350,000.00	.300	27
EC2000841	242967	3030	KIRRA KINNEY	09/27/2019	57,500.00	.300	09/27/2021	57,500.00	.300	27
912796L56	251212	1000	CMB 0 09-28-21	07/16/2021	24,997,687.50	.000	09/28/2021	25,000,000.00	.045	28
912828T34	228217	1020	US TREASURY NOTE 1.125 9-3	10/05/2016	14,950,781.25	1.125	09/30/2021	15,000,000.00	1.193	30
912828T34	228247	1020	US TREASURY NOTE 1.125 9-3	10/07/2016	9,933,593.75	1.125	09/30/2021	10,000,000.00	1.263	30
EC2000858	242982	3030	CHRISTOPHER AND DEBORAH	09/30/2019	306,152.00	.300	09/30/2021	306,152.00	.300	30
EC2000866	242983	3030	DAVID ROSENTHAL AND SARA	09/30/2019	245,000.00	.300	09/30/2021	245,000.00	.300	30
EC2000874	242984	3030	PHILIP AND TERESA FRANTZ	09/30/2019	118,860.00	.300	09/30/2021	118,860.00	.300	30



Run Date: 9/2/2021 8:33:06 AM

Investments Outstanding As Of Date: 8/31/2021

INVENTORY BY MATURITY REPORT

CUSIP	Investment #	Fund	Issuer	Purchase Date	Current Book	Current Rate	Maturity Date	Current Par	YTM	Days to Maturity
EC2000882	242985	3030	TERRANCE AND SHARON MAN	09/30/2019	60,000.00	.300	09/30/2021	60,000.00	.300	30
EC2000890	242986	3030	GREG GAMIER AND JEFFREY L	09/30/2019	75,000.00	.300	09/30/2021	75,000.00	.300	30
EC2000908	242987	3030	KEITH SCHEIDERER	09/30/2019	307,097.00	.300	09/30/2021	307,097.00	.300	30
EC2000916	242988	3030	BRUCE HECKMAN	09/30/2019	110,030.00	.300	09/30/2021	110,030.00	.300	30
EC2000924	242989	3030	WILLIAM FIKTER	09/30/2019	69,825.00	.300	09/30/2021	69,825.00	.300	30
EC2000932	242990	3030	MARK STATEN	09/30/2019	60,000.00	.300	09/30/2021	60,000.00	.300	30
EC2000940	242991	3030	MATTHEW SWORD	09/30/2019	123,000.00	.300	09/30/2021	123,000.00	.300	30
EC2000957	242992	3030	CARLA KRAUS	09/30/2019	170,155.00	.300	09/30/2021	170,155.00	.300	30
EC2000965	242993	3030	CLAUDIA MILLER	09/30/2019	99,774.00	.300	09/30/2021	99,774.00	.300	30
EC2000973	242994	3030	SEAN HOOVER	09/30/2019	80,125.00	.300	09/30/2021	80,125.00	.300	30
EC2000981	242995	3030	ROMESH ADURY	09/30/2019	208,750.00	.300	09/30/2021	208,750.00	.300	30
912828YJ3	247740	1000	T 1 1-2 09-30-21	12/07/2020	25,285,156.25	1.500	09/30/2021	25,000,000.00	.096	30
78015CWW8	248479	1000	RNYNCP CP 0 09-30-21	01/29/2021	49,952,555.56	.000	09/30/2021	50,000,000.00	.140	30
912828T34	248568	1000	T 1 1-8 09-30-21	02/05/2021	25,172,851.56	1.125	09/30/2021	25,000,000.00	.058	30
912828T34	248569	1000	T 1 1-8 09-30-21	02/05/2021	25,172,851.56	1.125	09/30/2021	25,000,000.00	.058	30
912796F61	251185	1000	B 09-30-21	07/15/2021	49,995,187.50	.000	09/30/2021	50,000,000.00	.045	30
912796F61	251186	1000	B 09-30-21	07/15/2021	49,995,187.50	.000	09/30/2021	50,000,000.00	.045	30
458140AJ9	228372	1030	INTEL CORP 3.300 10-01-21	10/24/2016	5,681,004.16	3.300	10/01/2021	5,288,000.00	1.723	31
14912L7D7	243489	1030	CAT 1.931 10-01-21	11/22/2019	10,015,550.00	1.931	10/01/2021	10,000,000.00	1.845	31
46640PX40	250930	1000	JPMSCC CP 0 10-04-21	06/25/2021	34,991,162.50	.000	10/04/2021	35,000,000.00	.090	34
46640PX40	250931	1000	JPMSCC CP 0 10-04-21	06/25/2021	49,987,375.00	.000	10/04/2021	50,000,000.00	.090	34
0347M2X43	251444	1000	ANGLES 0 10-04-21	08/03/2021	49,992,250.00	.000	10/04/2021	50,000,000.00	.090	34
74271TX57	251056	1000	PGPP CP 0 10-05-21	07/12/2021	16,997,993.06	.000	10/05/2021	17,000,000.00	.050	35
912796M22	251551	1000	B 10-05-21	08/10/2021	49,996,500.00	.000	10/05/2021	50,000,000.00	.045	35
912796M22	251552	1000	B 10-05-21	08/10/2021	49,996,500.00	.000	10/05/2021	50,000,000.00	.045	35
0347M2X50	251806	1000	ANGLES CP 0 10-05-21	08/25/2021	49,995,444.44	.000	10/05/2021	50,000,000.00	.080	35
713448DL9	228221	1030	PEPSICO INC 1.700 10-06-21	10/07/2016	9,992,400.00	1.700	10/06/2021	10,000,000.00	1.716	36
LD21B0326	249457	3000	BIDOHIO 6 MONTH	04/07/2021	10,000,000.00	.030	10/06/2021	10,000,000.00	.030	36
59157TX65	251319	1000	METSHR CP 10-06-21	07/26/2021	24,997,000.00	.000	10/06/2021	25,000,000.00	.060	36
3135GOQ89	228353	1010	FNMA DEBENTURE 1.375 10-0	10/19/2016	9,979,000.00	1.375	10/07/2021	10,000,000.00	1.419	37
3135GOQ89	228730	1010	FNMA DEBENTURE	11/25/2016	4,869,375.00	1.375	10/07/2021	5,000,000.00	1.940	37
60689FX78	250057	1000	MIZUNY 0 10-07-21	04/23/2021	49,964,048.61	.000	10/07/2021	50,000,000.00	.155	37
74271TX73	251081	1000	PGPP CP 0 10-07-21	07/12/2021	13,998,308.33	.000	10/07/2021	14,000,000.00	.050	37



Run Date: 9/2/2021 8:33:06 AM

Investments Outstanding As Of Date: 8/31/2021

INVENTORY BY MATURITY REPORT

CUSIP	Investment #	Fund	Issuer	Purchase Date	Current Book	Current Rate	Maturity Date	Current Par	YTM	Days to Maturity
74271TX73	251082	1000	PGPP CP 0 10-07-21	07/12/2021	49,993,958.34	.000	10/07/2021	50,000,000.00	.050	37
74271TX73	251107	1000	PGPP CP 0 10-07-21	07/14/2021	35,996,175.00	.000	10/07/2021	36,000,000.00	.045	37
9127964V8	251452	1000	B 10-07-21	08/03/2021	49,996,163.19	.000	10/07/2021	50,000,000.00	.043	37
9127964V8	251453	1000	B 10-07-21	08/03/2021	49,996,163.20	.000	10/07/2021	50,000,000.00	.043	37
9127964V8	251553	1000	B 10-07-21	08/10/2021	49,996,375.00	.000	10/07/2021	50,000,000.00	.045	37
9127964V8	251554	1000	B 10-07-21	08/10/2021	49,996,375.00	.000	10/07/2021	50,000,000.00	.045	37
LD2000171	243083	3050	LAKESIDE PROPANE LLC	10/09/2019	300,000.00	.500	10/08/2021	300,000.00	.500	38
EC2000999	243084	3030	MATT STEPHENS	10/09/2019	96,865.00	.000	10/08/2021	96,865.00	.000	38
2254EAXC2	248233	1000	CSFBNY 0 10-12-21	01/15/2021	24,962,500.00	.000	10/12/2021	25,000,000.00	.200	42
2254EAXC2	248234	1000	CSFBNY 0 10-12-21	01/15/2021	49,925,000.00	.000	10/12/2021	50,000,000.00	.200	42
912796M30	251609	1000	WIB 10-12-21	08/17/2021	49,996,500.00	.000	10/12/2021	50,000,000.00	.045	42
912796M30	251616	1000	B 10-12-21	08/17/2021	49,996,111.11	.000	10/12/2021	50,000,000.00	.050	42
0347M2XE1	251743	1000	ANGLES CP 0 10-14-21	08/23/2021	49,994,222.22	.000	10/14/2021	50,000,000.00	.080	44
24422ERH4	244416	1030	DE 3.15 10-15-21 MTN	02/21/2020	7,787,948.00	3.150	10/15/2021	7,600,000.00	1.624	45
62479LXF7	248298	1000	MUFGBK CP 0 10-15-21	01/20/2021	24,962,777.78	.000	10/15/2021	25,000,000.00	.200	45
912796ZB8	251730	1000	CMB 0 10-15-21	08/23/2021	49,996,687.50	.000	10/15/2021	50,000,000.00	.045	45
912796ZB8	251731	1000	CMB 0 10-15-21	08/23/2021	49,996,687.50	.000	10/15/2021	50,000,000.00	.045	45
0347M2XK7	251724	1000	ANGLES 0 10-19-21	08/20/2021	49,993,333.33	.000	10/19/2021	50,000,000.00	.080	49
912796M48	251732	1000	B 10-19-21	08/24/2021	49,996,500.00	.000	10/19/2021	50,000,000.00	.045	49
912796M48	251733	1000	B 10-19-21	08/24/2021	49,996,500.00	.000	10/19/2021	50,000,000.00	.045	49
62479LXL4	250531	1060	MUFGBK 0 10-20-21	05/19/2021	49,978,611.11	.000	10/20/2021	50,000,000.00	.100	50
62479LXL4	250533	1060	MUFGBK 0 10-20-21	05/19/2021	49,978,611.11	.000	10/20/2021	50,000,000.00	.100	50
912796G60	251292	1000	B 10-21-21	07/23/2021	49,995,000.00	.000	10/21/2021	50,000,000.00	.040	51
912796G60	251293	1000	B 10-21-21	07/23/2021	49,995,000.00	.000	10/21/2021	50,000,000.00	.040	51
912796G60	251606	1000	B 0 10-21-21	08/12/2021	49,995,527.78	.000	10/21/2021	50,000,000.00	.046	51
0347M2XM3	251750	1000	ANGLES 0 10-21-21	08/23/2021	49,993,444.44	.000	10/21/2021	50,000,000.00	.080	51
LD2000189	243178	3050	AK READY MIX	10/23/2019	20,000.00	.000	10/22/2021	20,000.00	.000	52
94988J5T0	243596	1030	WFC 3 5-8 10-22-21 BKNT	12/04/2019	5,147,400.00	3.625	10/22/2021	5,000,000.00	2.021	52
94988J5T0	244189	1030	WFC 3 5-8 10-22-21 BKNT	01/30/2020	5,155,875.00	3.625	10/22/2021	5,000,000.00	1.784	52
62479LXN0	248473	1000	MUFGBK 0 10-22-21	01/29/2021	24,972,291.67	.000	10/22/2021	25,000,000.00	.150	52
60689FXN3	250058	1000	MIZUNY 0 10-22-21	04/23/2021	49,958,291.67	.000	10/22/2021	50,000,000.00	.165	52
03785DXN1	251165	1000	APPINC CP 10-22-21	07/13/2021	24,995,791.67	.000	10/22/2021	25,000,000.00	.060	52
0347M2XN1	251783	1000	ANGLES 0 10-22-21	08/25/2021	24,996,777.75	.000	10/22/2021	25,000,000.00	.080	52



Run Date: 9/2/2021 8:33:06 AM

Investments Outstanding As Of Date: 8/31/2021

INVENTORY BY MATURITY REPORT

CUSIP	Investment #	Fund	Issuer	Purchase Date	Current Book	Current Rate	Maturity Date	Current Par	YTM	Days to Maturity
912796M55	251843	1000	B 0 10-26-21	08/31/2021	49,995,527.77	.000	10/26/2021	50,000,000.00	.058	56
912796M55	251844	1000	B 0 10-26-21	08/31/2021	49,995,527.78	.000	10/26/2021	50,000,000.00	.058	56
912796M55	251845	1000	B 0 10-26-21	08/31/2021	49,995,527.78	.000	10/26/2021	50,000,000.00	.058	56
912796M55	251846	1000	B 0 10-26-21	08/31/2021	49,995,527.78	.000	10/26/2021	50,000,000.00	.058	56
LD2000197	243217	3050	A1 PRINTING LLC	10/28/2019	400,000.00	1.460	10/28/2021	400,000.00	1.460	58
13607EXU8	248516	1000	CANHLD CP 0 10-28-21	02/02/2021	49,947,888.89	.000	10/28/2021	50,000,000.00	.140	58
912796G78	251312	1000	B 10-28-21	07/29/2021	49,994,312.50	.000	10/28/2021	50,000,000.00	.045	58
912796G78	251313	1000	B 10-28-21	07/29/2021	49,994,312.50	.000	10/28/2021	50,000,000.00	.045	58
LD2000205	243227	3050	INDOOR ENVIRONMENTAL SP	10/29/2019	35,509.40	.000	10/29/2021	35,509.40	.000	59
19424HXV7	250707	1000	CCPV CP 0 10-29-21	06/08/2021	28,989,632.50	.000	10/29/2021	29,000,000.00	.090	59
19424HXV7	250708	1000	CCPV CP 0 10-29-21	06/08/2021	49,982,125.00	.000	10/29/2021	50,000,000.00	.090	59
06366GXV6	250992	1000	BMOCHI 0 10-29-21	07/01/2021	49,981,666.67	.000	10/29/2021	50,000,000.00	.110	59
912828T67	228446	1020	US TREASURY NOTE 1.250 10-	10/31/2016	9,967,968.75	1.250	10/31/2021	10,000,000.00	1.316	61
912828T67	228604	1020	US TREASURY NOTE 1.250 10-	11/10/2016	9,888,671.88	1.250	10/31/2021	10,000,000.00	1.483	61
912828T67	242949	1020	T 1 1-4 10-31-21	09/30/2019	9,916,796.88	1.250	10/31/2021	10,000,000.00	1.658	61
912828YP9	243501	1020	T 1 1-2 10-31-21	11/25/2019	9,984,375.00	1.500	10/31/2021	10,000,000.00	1.582	61
912828F96	247588	1000	T 2 10-31-21	11/25/2020	50,882,812.50	2.000	10/31/2021	50,000,000.00	.102	61
912796ZC6	251763	1000	CMB 0 11-01-21	08/26/2021	49,995,347.00	.000	11/01/2021	50,000,000.00	.050	62
912796ZC6	251765	1000	CMB 0 11-01-21	08/26/2021	49,995,347.00	.000	11/01/2021	50,000,000.00	.050	62
912796ZC6	251790	1000	CMB 0 11-01-21	08/26/2021	49,994,881.94	.000	11/01/2021	50,000,000.00	.055	62
912796ZC6	251791	1000	CMB 0 11-01-21	08/26/2021	49,994,881.95	.000	11/01/2021	50,000,000.00	.055	62
912796ZC6	251851	1000	CMB 0 11-01-21	08/31/2021	49,994,833.33	.000	11/01/2021	50,000,000.00	.060	62
912796ZC6	251852	1000	CMB 0 11-01-21	08/31/2021	49,994,833.34	.000	11/01/2021	50,000,000.00	.060	62
912796M63	251303	1000	CMB 0 11-02-21	07/26/2021	49,993,125.00	.000	11/02/2021	50,000,000.00	.050	63
912796M63	251304	1000	CMB 0 11-02-21	07/26/2021	49,993,125.00	.000	11/02/2021	50,000,000.00	.050	63
912796M63	251610	1000	CMB 0 11-02-21	08/17/2021	49,994,652.78	.000	11/02/2021	50,000,000.00	.050	63
912796M63	251611	1000	CMB 0 11-02-21	08/17/2021	49,994,652.78	.000	11/02/2021	50,000,000.00	.050	63
742718EQ8	228540	1030	PROCTER & GAMBLE 1.700 11	11/08/2016	5,015,250.00	1.700	11/03/2021	5,000,000.00	1.636	64
742718EQ8	228769	1030	PG 1.7 11-03-21	12/02/2016	1,509,939.20	1.700	11/03/2021	1,532,000.00	2.009	64
89116EY31	248536	1000	TDHUSA CP 0 11-03-21	02/03/2021	49,954,500.00	.000	11/03/2021	50,000,000.00	.120	64
LD21B0342	250336	3000	BID OHIO - 6 MONTH	05/05/2021	10,000,000.00	.020	11/03/2021	10,000,000.00	.020	64
06054NY39	250889	1000	BOFACP CP 0 11-03-21	06/22/2021	49,979,527.78	.000	11/03/2021	50,000,000.00	.110	64
02314PY39	251873	1000	AMZN CP 0 11-03-21	08/31/2021	49,995,555.56	.000	11/03/2021	50,000,000.00	.050	64



Run Date: 9/2/2021 8:33:06 AM

Investments Outstanding As Of Date: 8/31/2021

INVENTORY BY MATURITY REPORT

CUSIP	Investment #	Fund	Issuer	Purchase Date	Current Book	Current Rate	Maturity Date	Current Par	YTM	Days to Maturity
9127964W6	247349	1000	WIB 11-04-21	11/05/2020	49,933,646.00	.000	11/04/2021	50,000,000.00	.131	65
78015CY48	248994	1000	RYNYCP CP 0 11-04-21	03/02/2021	24,974,270.83	.000	11/04/2021	25,000,000.00	.150	65
60689FY44	251272	1000	MIZUNY CP 11-04-21	07/22/2021	49,984,687.50	.000	11/04/2021	50,000,000.00	.105	65
9127964W6	251454	1000	B 11-04-21	08/05/2021	49,994,312.50	.000	11/04/2021	50,000,000.00	.045	65
9127964W6	251455	1000	B 11-04-21	08/05/2021	49,994,312.50	.000	11/04/2021	50,000,000.00	.045	65
9127964W6	251788	1000	B 0 11-04-21	08/25/2021	49,995,266.66	.000	11/04/2021	50,000,000.00	.048	65
9127964W6	251789	1000	B 0 11-04-21	08/25/2021	49,995,266.67	.000	11/04/2021	50,000,000.00	.048	65
RE2000033	243289	3040	JASON RODZINAK	11/05/2019	72,700.00	.000	11/05/2021	72,700.00	.000	66
EC2001112	243348	3030	JEROME LINNEMAN	11/08/2019	232,382.85	.300	11/08/2021	232,382.85	.300	69
EC2001104	243349	3030	MICHAEL AND JESSICA WAGN	11/08/2019	115,000.00	.300	11/08/2021	115,000.00	.300	69
EC2001096	243350	3030	AMY TACKETT	11/08/2019	225,120.00	.300	11/08/2021	225,120.00	.300	69
EC2001088	243351	3030	STEVEN DIFFENDERFER	11/08/2019	176,575.00	.300	11/08/2021	176,575.00	.300	69
EC2001070	243352	3030	MINGYI WENG	11/08/2019	175,007.00	.300	11/08/2021	175,007.00	.300	69
EC2001062	243353	3030	ZACHARY PASKIET	11/08/2019	235,626.30	.300	11/08/2021	235,626.30	.300	69
EC2001054	243354	3030	TODD FLYR	11/08/2019	187,250.00	.300	11/08/2021	187,250.00	.300	69
EC2001047	243355	3030	SHONEE TURNER	11/08/2019	175,000.00	.300	11/08/2021	175,000.00	.300	69
EC2001039	243356	3030	REBECCA ROBERTS	11/08/2019	65,000.00	.300	11/08/2021	65,000.00	.300	69
EC2001021	243357	3030	JACK FIGGINS II	11/08/2019	175,064.00	.300	11/08/2021	175,064.00	.300	69
EC2001005	243358	3030	TERRENCE SULLIVAN	11/08/2019	59,145.85	.300	11/08/2021	59,145.85	.300	69
EC2001013	243359	3030	JOHN MALONE	11/08/2019	75,000.00	.300	11/08/2021	75,000.00	.300	69
912796N54	251607	1000	CMB 0 11-09-21	08/13/2021	49,994,500.00	.000	11/09/2021	50,000,000.00	.045	70
912796N54	251608	1000	CMB 0 11-09-21	08/13/2021	49,994,500.00	.000	11/09/2021	50,000,000.00	.045	70
3134GBJV5	231215	1010	FHLMC 1 1-4 11-10-21	05/10/2017	4,996,000.00	2.350	11/10/2021	5,000,000.00	2.374	71
06366GYA1	250416	1000	BMOCHI 0 11-10-21	05/11/2021	49,956,791.67	.000	11/10/2021	50,000,000.00	.170	71
EC2001211	243371	3030	VINCE CONTINI	11/12/2019	232,519.00	.300	11/12/2021	232,519.00	.300	73
EC2001203	243372	3030	VLAD COTARLAN	11/12/2019	350,000.00	.300	11/12/2021	350,000.00	.300	73
EC2001195	243373	3030	MEGAN JOHNSON	11/12/2019	74,935.00	.300	11/12/2021	74,935.00	.300	73
EC2001187	243374	3030	STEPHANIE AND FRED PAGAC	11/12/2019	350,000.00	.300	11/12/2021	350,000.00	.300	73
EC2001161	243375	3030	JOSEPH KOSTELNIK	11/12/2019	259,000.00	.300	11/12/2021	259,000.00	.300	73
EC2001179	243376	3030	WILLIAM FERGUSON	11/12/2019	70,000.00	.300	11/12/2021	70,000.00	.300	73
EC2001153	243377	3030	SARA WARD	11/12/2019	348,446.84	.300	11/12/2021	348,446.84	.300	73
EC2001146	243378	3030	KENNETH ORWIG	11/12/2019	69,780.00	.300	11/12/2021	69,780.00	.300	73
EC2001138	243379	3030	KAREN DAVIS	11/12/2019	30,775.00	.300	11/12/2021	30,775.00	.300	73



Run Date: 9/2/2021 8:33:06 AM

Investments Outstanding As Of Date: 8/31/2021

INVENTORY BY MATURITY REPORT

CUSIP	Investment #	Fund	Issuer	Purchase Date	Current Book	Current Rate	Maturity Date	Current Par	YTM	Days to Maturity
EC2001120	243380	3030	KENNETH ORWIG	11/12/2019	24,000.00	.300	11/12/2021	24,000.00	.300	73
EC2001310	243446	3030	CHARLES DEBOLT	11/14/2019	269,570.00	.300	11/12/2021	269,570.00	.300	73
EC2001302	243447	3030	BERNADETTE CHEN AND ERIC	11/14/2019	350,000.00	.300	11/12/2021	350,000.00	.300	73
EC2001294	243448	3030	AUBREY LITTLE	11/14/2019	110,410.00	.300	11/12/2021	110,410.00	.300	73
EC2001278	243449	3030	CONNIE YERIAN	11/14/2019	29,475.00	.300	11/12/2021	29,475.00	.300	73
EC2001286	243450	3030	BRITTANY JOHNSON	11/14/2019	59,120.00	.300	11/12/2021	59,120.00	.300	73
EC2001260	243451	3030	JEROME SCHAUB	11/14/2019	100,000.00	.300	11/12/2021	100,000.00	.300	73
EC2001245	243452	3030	LESTER FARLEY	11/14/2019	55,475.00	.300	11/12/2021	55,475.00	.300	73
EC2001252	243453	3030	CYNTHIA BODIE	11/14/2019	85,000.00	.300	11/12/2021	85,000.00	.300	73
EC2001237	243454	3030	ROBIN AND GARY BENSON	11/14/2019	108,080.00	.300	11/12/2021	108,080.00	.300	73
EC2001229	243455	3030	TIMOTHY HOLZMANN	11/14/2019	185,000.00	.300	11/12/2021	185,000.00	.300	73
14913Q3D9	244196	1030	CAT Float 11-12-21 MTN	01/31/2020	5,009,040.00	.323	11/12/2021	5,000,000.00	-.384	73
06743LYC0	251480	1000	BBNYK 0 11-12-21	08/04/2021	24,991,666.67	.000	11/12/2021	25,000,000.00	.120	73
912796H51	251581	1000	B 11-12-21	08/12/2021	49,993,611.11	.000	11/12/2021	50,000,000.00	.050	73
912796H51	251582	1000	B 11-12-21	08/12/2021	49,993,611.11	.000	11/12/2021	50,000,000.00	.050	73
912833LF5	179295	2000	US TREASURY STRIP	12/18/2006	122,757.50	.000	11/15/2021	250,000.00	4.828	76
912833LF5	179701	2000	US TREASURY STRIP	01/31/2007	70,956.00	.000	11/15/2021	150,000.00	5.127	76
912833LF5	183731	2000	US TREASURY STRIP	12/05/2007	26,815.00	.000	11/15/2021	50,000.00	4.518	76
912833LF5	183938	2000	US TREASURY STRIP	12/19/2007	51,285.00	.000	11/15/2021	100,000.00	4.860	76
912833LF5	184228	2000	US TREASURY STRIP	01/10/2008	80,970.00	.000	11/15/2021	150,000.00	4.503	76
912833LF5	189215	2000	US TREASURY STRIP	11/21/2008	54,777.00	.000	11/15/2021	100,000.00	4.690	76
912833LF5	189261	2000	US TREASURY STRIP	11/21/2008	2,900.00	.000	11/15/2021	5,000.00	4.240	76
912833LF5	189960	2000	US TREASURY STRIP	01/12/2009	156,332.50	.000	11/15/2021	250,000.00	3.690	76
912833LF5	190248	2000	US TREASURY STRIP	02/04/2009	59,801.00	.000	11/15/2021	100,000.00	4.065	76
912833LF5	194194	2000	US TREASURY STRIP	11/24/2009	61,591.00	.000	11/15/2021	100,000.00	4.088	76
912833LF5	194727	2000	US TREASURY STRIP	01/28/2010	30,544.50	.000	11/15/2021	50,000.00	4.222	76
912833LF5	201933	2000	US TREASURY STRIP	11/17/2010	35,344.50	.000	11/15/2021	50,000.00	3.180	76
912833LF5	202148	2000	US TREASURY STRIP	11/24/2010	34,551.00	.000	11/15/2021	50,000.00	3.396	76
912833LF5	203388	2000	US TREASURY STRIP	01/31/2011	66,261.00	.000	11/15/2021	100,000.00	3.852	76
912833LF5	212190	2000	US TREASURY STRIP	11/30/2012	130,705.50	.000	11/15/2021	150,000.00	1.543	76
912833LF5	212320	2000	US TREASURY STRIP	12/13/2012	306,099.50	.000	11/15/2021	350,000.00	1.508	76
912833LF5	212649	2000	US TREASURY STRIP	01/17/2013	42,963.00	.000	11/15/2021	50,000.00	1.726	76
912833LF5	216069	2000	US TREASURY STRIP	11/21/2013	41,378.00	.000	11/15/2021	50,000.00	2.385	76



Run Date: 9/2/2021 8:33:06 AM

Investments Outstanding As Of Date: 8/31/2021

INVENTORY BY MATURITY REPORT

CUSIP	Investment #	Fund	Issuer	Purchase Date	Current Book	Current Rate	Maturity Date	Current Par	YTM	Days to Maturity
912833LF5	216414	2000	US TREASURY STRIP	01/09/2014	80,998.00	.000	11/15/2021	100,000.00	2.703	76
912833LF5	219691	2000	US TREASURY STRIP	11/20/2014	215,610.00	.000	11/15/2021	250,000.00	2.130	76
912833LF5	220244	2000	US TREASURY STRIP	01/09/2015	44,316.00	.000	11/15/2021	50,000.00	1.770	76
912833LF5	220346	2000	US TREASURY STRIP	01/20/2015	89,074.00	.000	11/15/2021	100,000.00	1.704	76
912833LF5	220432	2000	US TREASURY STRIP	01/26/2015	89,728.00	.000	11/15/2021	100,000.00	1.600	76
912833LF5	220453	2000	US TREASURY STRIP	01/26/2015	44,760.00	.000	11/15/2021	50,000.00	1.634	76
912833LF5	220472	2000	US TREASURY STRIP	01/26/2015	35,842.80	.000	11/15/2021	40,000.00	1.620	76
912833LF5	220501	2000	US TREASURY STRIP	01/27/2015	223,725.00	.000	11/15/2021	250,000.00	1.640	76
912833LF5	220605	2000	US TREASURY STRIP	01/29/2015	222,852.50	.000	11/15/2021	250,000.00	1.699	76
912833LF5	225020	2000	USTREASURYSTRIP	12/24/2015	222,765.00	.000	11/15/2021	250,000.00	1.967	76
912833LF5	225341	2000	USTREASURYSTRIP	02/04/2016	91,102.00	.000	11/15/2021	100,000.00	1.620	76
912833LF5	228570	2000	US TREASURY STRI ZERO-% 1	11/14/2016	16,781.58	.000	11/15/2021	18,000.00	1.406	76
912833LF5	229105	2000	S 0 11-15-21	01/12/2017	18,194.00	.000	11/15/2021	20,000.00	1.965	76
912833LF5	229107	2000	S 0 11-15-21	01/12/2017	18,194.00	.000	11/15/2021	20,000.00	1.965	76
912833LF5	229270	2000	S 0 11-15-21	01/26/2017	227,652.50	.000	11/15/2021	250,000.00	1.960	76
912833LF5	229396	2000	S 0 11-15-21	02/02/2017	36,386.40	.000	11/15/2021	40,000.00	1.990	76
912833LF5	234356	2000	S 0 11-15-21	11/16/2017	92,573.00	.000	11/15/2021	100,000.00	1.940	76
912833LF5	234929	2000	S 0 11-15-21	01/25/2018	36,612.40	.000	11/15/2021	40,000.00	2.340	76
912833LF5	235054	2000	S 0 11-15-21	02/02/2018	36,590.00	.000	11/15/2021	40,000.00	2.370	76
912833LF5	243382	2000	S 0 11-15-21	11/15/2019	38,676.00	.000	11/15/2021	40,000.00	1.690	76
912833LF5	243622	2000	S 0 11-15-21	12/09/2019	38,808.40	.000	11/15/2021	40,000.00	1.570	76
912833LF5	243718	2000	S 0 11-15-21	12/16/2019	38,753.60	.000	11/15/2021	40,000.00	1.660	76
912833LF5	247325	2000	S 0 11-15-21	11/06/2020	39,963.20	.000	11/15/2021	40,000.00	.090	76
912833LF5	247465	2000	S 0 11-15-21	11/19/2020	79,956.80	.000	11/15/2021	80,000.00	.055	76
912833LF5	247630	2000	S 0 11-15-21	12/03/2020	39,983.60	.000	11/15/2021	40,000.00	.043	76
912833LF5	247782	2000	S 0 11-15-21	12/14/2020	39,969.48	.000	11/15/2021	40,000.00	.083	76
912833LF5	247842	2000	S 0 11-15-21	12/17/2020	39,989.20	.000	11/15/2021	40,000.00	.030	76
90331HNX7	243292	1030	USB 3.45 11-16-21 BKNT	11/07/2019	1,101,297.50	3.450	11/16/2021	1,070,000.00	1.969	77
90331HNX7	244357	1030	USB 3.45 11-16-21 BKNT	02/13/2020	5,150,064.55	3.450	11/16/2021	5,000,000.00	1.709	77
90331HNX7	244515	1030	USB 3.45 11-16-21 BKNT	02/28/2020	7,423,047.60	3.450	11/16/2021	7,188,000.00	1.512	77
06366GYG8	250536	1060	BMOCHI 0 11-16-21	05/19/2021	49,962,291.66	.000	11/16/2021	50,000,000.00	.150	77
06366GYG8	250537	1060	BMOCHI 0 11-16-21	05/19/2021	49,962,291.67	.000	11/16/2021	50,000,000.00	.150	77
LD22B0035	251700	3000	BID OHIO 3 MONTH	08/18/2021	10,000,000.00	.040	11/17/2021	10,000,000.00	.040	78



Run Date: 9/2/2021 8:33:06 AM

Investments Outstanding As Of Date: 8/31/2021

INVENTORY BY MATURITY REPORT

CUSIP	Investment #	Fund	Issuer	Purchase Date	Current Book	Current Rate	Maturity Date	Current Par	YTM	Days to Maturity
LD22B0043	251701	3000	BID OHIO 3 MONTH	08/18/2021	2,000,000.00	.040	11/17/2021	2,000,000.00	.040	78
07644AYJ7	250435	1000	BEDFDG CP 0 11-18-21	05/13/2021	49,963,250.00	.000	11/18/2021	50,000,000.00	.140	79
06366GYJ2	250472	1000	BMOCHI 0 11-18-21	05/17/2021	49,961,458.33	.000	11/18/2021	50,000,000.00	.150	79
912796H69	251494	1000	B 11-18-21	08/05/2021	49,994,166.66	.000	11/18/2021	50,000,000.00	.040	79
912796H69	251495	1000	B 11-18-21	08/05/2021	49,994,166.67	.000	11/18/2021	50,000,000.00	.040	79
912796H69	251496	1000	B 11-18-21	08/05/2021	49,994,166.67	.000	11/18/2021	50,000,000.00	.040	79
912796H69	251497	1000	B 11-18-21	08/05/2021	49,994,166.67	.000	11/18/2021	50,000,000.00	.040	79
LD2000213	243483	3050	RAMCO ELECTRIC MOTORS	11/20/2019	162,569.00	.150	11/19/2021	162,569.00	.150	80
EC2001419	243504	3030	JEAN BYERLY	11/21/2019	57,500.00	.300	11/19/2021	57,500.00	.300	80
EC2001328	243505	3030	KIM AMBROSE	11/21/2019	106,775.00	.300	11/19/2021	106,775.00	.300	80
EC2001336	243506	3030	STEVEN FRIEDMAN	11/21/2019	64,500.00	.300	11/19/2021	64,500.00	.300	80
EC2001344	243507	3030	MICHAEL COLLETT	11/21/2019	108,640.00	.300	11/19/2021	108,640.00	.300	80
EC2001351	243508	3030	KIMBERLY AND JEFFREY PARR	11/21/2019	125,000.00	.300	11/19/2021	125,000.00	.300	80
EC2001369	243509	3030	SCOTT MACKENZIE	11/21/2019	218,732.92	.300	11/19/2021	218,732.92	.300	80
EC2001377	243510	3030	CHRISTOPHER RISMILLER	11/21/2019	176,330.00	.300	11/19/2021	176,330.00	.300	80
EC2001385	243511	3030	JONATHAN KENNEDY	11/21/2019	190,904.00	.300	11/19/2021	190,904.00	.300	80
EC2001393	243512	3030	KAMMY CUNNINGHAM	11/21/2019	350,000.00	.300	11/19/2021	350,000.00	.300	80
EC2001401	243513	3030	THOMAS ZENO	11/21/2019	194,104.75	.300	11/19/2021	194,104.75	.300	80
3130AHJY0	245475	1010	FHLB 1 5-8 11-19-21	04/20/2020	5,106,150.00	1.625	11/19/2021	5,000,000.00	.278	80
06743LYK2	251725	1000	BBNYK 0 11-19-21	08/20/2021	49,984,833.33	.000	11/19/2021	50,000,000.00	.120	80
86563GYN6	250874	1000	SUMTNY CP 0 11-22-21	06/22/2021	24,989,375.00	.000	11/22/2021	25,000,000.00	.100	83
60689FYP7	250872	1000	MIZUNY CP 0 11-23-21	06/22/2021	49,975,402.78	.000	11/23/2021	50,000,000.00	.115	84
06054NYQ8	250965	1000	BOFACP CP 11-24-21	06/28/2021	24,987,583.33	.000	11/24/2021	25,000,000.00	.120	85
06054NYQ8	250966	1000	BOFACP CP 11-24-21	06/28/2021	49,975,166.67	.000	11/24/2021	50,000,000.00	.120	85
LD2000221	243585	3050	METAL MASTER FABRICATION	11/27/2019	263,440.96	.150	11/26/2021	263,440.96	.150	87
912796H77	250605	1020	B 0 11-26-21	05/27/2021	49,993,391.67	.000	11/26/2021	50,000,000.00	.026	87
912796H77	250619	1020	B 0 11-26-21	05/28/2021	24,996,840.28	.000	11/26/2021	25,000,000.00	.025	87
912796H77	250620	1020	B 0 11-26-21	05/28/2021	49,993,680.55	.000	11/26/2021	50,000,000.00	.025	87
912796H77	251761	1000	B 11-26-21	08/25/2021	49,994,833.33	.000	11/26/2021	50,000,000.00	.040	87
912796H77	251762	1000	B 11-26-21	08/25/2021	49,994,833.34	.000	11/26/2021	50,000,000.00	.040	87
3130AABG2	228783	1010	FHLB 1 7-8 11-29-21	12/02/2016	4,967,300.00	1.875	11/29/2021	5,000,000.00	2.013	90
EC2001526	243556	3030	BRIAN AND CATHY BARR	11/26/2019	27,605.00	.300	11/29/2021	27,605.00	.300	90
EC2001518	243557	3030	BENJAMIN OLIVER	11/26/2019	71,500.00	.300	11/29/2021	71,500.00	.300	90



Run Date: 9/2/2021 8:33:06 AM

Investments Outstanding As Of Date: 8/31/2021

INVENTORY BY MATURITY REPORT

CUSIP	Investment #	Fund	Issuer	Purchase Date	Current Book	Current Rate	Maturity Date	Current Par	YTM	Days to Maturity
EC2001500	243558	3030	TODD HANSEN	11/26/2019	210,000.00	.300	11/29/2021	210,000.00	.300	90
EC2001492	243559	3030	KEITH AND NICOLE FAWCETT	11/26/2019	186,725.00	.300	11/29/2021	186,725.00	.300	90
EC2001484	243560	3030	ERIC DANIEL	11/26/2019	202,888.00	.300	11/29/2021	202,888.00	.300	90
EC2001476	243561	3030	STEPHEN ROSE	11/26/2019	211,344.00	.300	11/29/2021	211,344.00	.300	90
EC2001468	243562	3030	WILLIAM JEREW II	11/26/2019	205,815.40	.300	11/29/2021	205,815.40	.300	90
EC2001450	243563	3030	JACOB HEALEY	11/26/2019	85,000.00	.300	11/29/2021	85,000.00	.300	90
EC2001443	243564	3030	TIMOTHY AND NICOLE GRAHA	11/26/2019	33,996.82	.300	11/29/2021	33,996.82	.300	90
EC2001427	243565	3030	MARK AND HOLLY CHARVILLE	11/26/2019	350,000.00	.300	11/29/2021	350,000.00	.300	90
EC2001435	243566	3030	MICHAEL BANIG	11/26/2019	75,000.00	.300	11/29/2021	75,000.00	.300	90
912828U65	228782	1020	T 1 3-4 11-30-21	12/02/2016	9,935,937.50	1.750	11/30/2021	10,000,000.00	1.885	91
912828U65	233867	1020	T 1 3-4 11-30-21	10/03/2017	14,945,507.81	1.750	11/30/2021	15,000,000.00	1.841	91
912828U65	248570	1000	T 1 3-4 11-30-21	02/05/2021	25,343,750.00	1.750	11/30/2021	25,000,000.00	.064	91
912796N88	251474	1000	CMB 0 11-30-21	08/04/2021	49,992,625.00	.000	11/30/2021	50,000,000.00	.045	91
912796N88	251475	1000	CMB 0 11-30-21	08/04/2021	49,992,625.00	.000	11/30/2021	50,000,000.00	.045	91
912796N88	251476	1000	CMB 0 11-30-21	08/04/2021	49,992,625.00	.000	11/30/2021	50,000,000.00	.045	91
912796N88	251477	1000	CMB 0 11-30-21	08/04/2021	49,992,625.00	.000	11/30/2021	50,000,000.00	.045	91
9127965G0	248943	1000	B 12-02-21	03/01/2021	24,989,937.50	.000	12/02/2021	25,000,000.00	.053	93
9127965G0	250631	1020	WIB 12-02-21	06/03/2021	24,996,208.33	.000	12/02/2021	25,000,000.00	.030	93
9127965G0	250633	1020	WIB 12-02-21	06/03/2021	49,992,416.67	.000	12/02/2021	50,000,000.00	.030	93
9127965G0	250658	1000	B 0 12-02-21	06/04/2021	49,992,433.20	.000	12/02/2021	50,000,000.00	.030	93
9127965G0	250659	1000	B 0 12-02-21	06/04/2021	49,992,433.19	.000	12/02/2021	50,000,000.00	.030	93
9127965G0	250660	1000	B 0 12-02-21	06/04/2021	49,992,433.19	.000	12/02/2021	50,000,000.00	.030	93
EC2001534	243611	3030	BARBARA ZALOKAR	12/03/2019	93,000.00	.300	12/03/2021	93,000.00	.300	94
LD2000239	243649	3050	FRAZIE WEALTH MANNAGEME	12/04/2019	206,151.35	.000	12/03/2021	206,151.35	.000	94
LD2000247	243658	3050	LEAD PRODUCTS LLC	12/05/2019	26,570.00	.000	12/03/2021	26,570.00	.000	94
07644AZ72	250471	1000	BEDFDG 0 12-07-21	05/18/2021	49,960,528.00	.000	12/07/2021	50,000,000.00	.140	98
62479LZ73	250682	1000	MUFGBK CP 12-07-21	06/04/2021	49,979,333.33	.000	12/07/2021	50,000,000.00	.080	98
LD21B0375	250650	3000	BID OHIO 6-MONTH	06/02/2021	10,000,000.00	.030	12/08/2021	10,000,000.00	.030	99
LD21B0383	250651	3000	BID OHIO 6-MONTH	06/02/2021	3,000,000.00	.030	12/08/2021	3,000,000.00	.030	99
LD21B0391	250652	3000	BID OHIO 6-MONTH	06/02/2021	2,000,000.00	.030	12/08/2021	2,000,000.00	.030	99
69353REY0	229228	1030	PNC 2.55 12-09-21 BKNT	01/24/2017	9,941,700.00	2.550	12/09/2021	10,000,000.00	2.678	100
69353REY0	243293	1030	PNC 2.55 12-09-21 BKNT	11/07/2019	2,277,450.00	2.550	12/09/2021	2,250,000.00	1.951	100
69353REY0	243339	1030	PNC 2.55 12-09-21 BKNT	11/12/2019	3,738,157.60	2.550	12/09/2021	3,695,000.00	1.972	100



Run Date: 9/2/2021 8:33:06 AM

Investments Outstanding As Of Date: 8/31/2021

INVENTORY BY MATURITY REPORT

CUSIP	Investment #	Fund	Issuer	Purchase Date	Current Book	Current Rate	Maturity Date	Current Par	YTM	Days to Maturity
LD2000254	243681	3050	IRON CITY PIPE AND SUPPLY	12/09/2019	880,000.00	.000	12/09/2021	880,000.00	.000	100
EC2001583	243682	3030	JOHN SCHMERSAL	12/09/2019	201,509.00	.300	12/09/2021	201,509.00	.300	100
EC2001575	243683	3030	JANINAH BARRETO HERNAND	12/09/2019	350,000.00	.300	12/09/2021	350,000.00	.300	100
EC2001567	243684	3030	REBECCA CLINE	12/09/2019	100,000.00	.300	12/09/2021	100,000.00	.300	100
EC2001559	243685	3030	LISA AND CHRISTOPHER CICH	12/09/2019	100,000.00	.300	12/09/2021	100,000.00	.300	100
EC2001542	243686	3030	KELLI ROY	12/09/2019	20,170.00	.300	12/09/2021	20,170.00	.300	100
19424HZ94	250635	1000	CCPV CP 0 12-09-21	06/01/2021	24,982,756.94	.000	12/09/2021	25,000,000.00	.130	100
912796J59	250694	1000	WIB 12-09-21	06/10/2021	49,992,391.50	.000	12/09/2021	50,000,000.00	.030	100
912796J59	250695	1000	WIB 12-09-21	06/10/2021	49,992,391.50	.000	12/09/2021	50,000,000.00	.030	100
06743LZ96	251781	1000	BBNYK 0 12-09-21	08/24/2021	49,982,166.67	.000	12/09/2021	50,000,000.00	.120	100
LD2000270	243748	3050	CREATIVE TOTS	12/12/2019	188,970.38	.000	12/10/2021	188,970.38	.000	101
LD2000262	243749	3050	PROGRADE EXCAVATING DEM	12/12/2019	141,570.00	.000	12/10/2021	141,570.00	.000	101
EC2001591	243750	3030	NOLA PATTERSON	12/12/2019	28,170.00	.300	12/10/2021	28,170.00	.300	101
EC2001609	243751	3030	TAYLOR KOLON	12/12/2019	120,155.00	.300	12/10/2021	120,155.00	.300	101
EC2001617	243752	3030	THOMAS KANIA	12/12/2019	55,000.00	.300	12/10/2021	55,000.00	.300	101
EC2001625	243753	3030	KYLE RUSH	12/12/2019	180,544.00	.300	12/10/2021	180,544.00	.300	101
EC2001633	243754	3030	JASON MCQUOWN	12/12/2019	350,000.00	.300	12/10/2021	350,000.00	.300	101
EC2001641	243755	3030	TIMOTHY MORRIS	12/12/2019	100,332.85	.300	12/10/2021	100,332.85	.300	101
EC2001658	243756	3030	CARL AND LISA ALLEN	12/12/2019	350,000.00	.300	12/10/2021	350,000.00	.300	101
EC2001666	243757	3030	JERRY AND SHELLEY DROBNI	12/12/2019	280,000.00	.300	12/10/2021	280,000.00	.300	101
74154EZE1	251273	1000	PRISTM 0 12-14-21	07/23/2021	18,093,484.00	.000	12/14/2021	18,100,000.00	.090	105
07644AZF4	250465	1000	BEDFDG CP 0 12-15-21	05/17/2021	24,979,388.89	.000	12/15/2021	25,000,000.00	.140	106
06054NZF1	250922	1000	BOFACP 0 12-15-21	06/24/2021	4,997,100.00	.000	12/15/2021	5,000,000.00	.120	106
LD2000288	243780	3050	SMITTYS CUSTOM AUTOMOTI	12/16/2019	278,441.00	.000	12/16/2021	278,441.00	.000	107
19423JZG5	250838	1000	CCPFLX CP 0 12-16-21	06/17/2021	29,980,283.33	.000	12/16/2021	30,000,000.00	.130	107
06743LZG0	251604	1000	BBNYK 0 12-16-21	08/12/2021	24,988,625.00	.000	12/16/2021	25,000,000.00	.130	107
LD2000304	243847	3050	LHFB PROPERTIES LLC	12/19/2019	103,934.45	.000	12/17/2021	103,934.45	.000	108
LD2000338	243848	3050	MEGA PLASTICS CO	12/19/2019	89,000.00	.000	12/17/2021	89,000.00	.000	108
LD2000312	243849	3050	F K CONCEPTS INC	12/19/2019	39,050.00	.000	12/17/2021	39,050.00	.000	108
LD2000320	243850	3050	ZIEHLER LANDSCAPING LLC	12/19/2019	90,474.10	.000	12/17/2021	90,474.10	.000	108
3133ELJL9	244200	1010	FFCB Float 12-22-21	01/30/2020	9,999,244.40	.088	12/22/2021	10,000,000.00	.110	113
06743LZN5	251745	1000	BBNYK 0 12-22-21	08/23/2021	49,978,152.78	.000	12/22/2021	50,000,000.00	.130	113
89116EZP1	249306	1000	TDHUSA CP 0 12-23-21	03/24/2021	49,937,208.33	.000	12/23/2021	50,000,000.00	.165	114



Run Date: 9/2/2021 8:33:06 AM

Investments Outstanding As Of Date: 8/31/2021

INVENTORY BY MATURITY REPORT

CUSIP	Investment #	Fund	Issuer	Purchase Date	Current Book	Current Rate	Maturity Date	Current Par	YTM	Days to Maturity
3130AACT3	231392	1010	FHLB 1 1-2 12-28-21 0003	05/16/2017	5,000,000.00	2.400	12/28/2021	5,000,000.00	2.400	119
912796A90	248944	1000	B 12-30-21	03/01/2021	49,976,777.78	.000	12/30/2021	50,000,000.00	.055	121
912796A90	249214	1000	B 0 12-30-21	03/17/2021	49,976,000.00	.000	12/30/2021	50,000,000.00	.060	121
19424HZW3	250628	1000	CCPV CP 0 12-30-21	05/28/2021	49,955,000.00	.000	12/30/2021	50,000,000.00	.150	121
912828U81	229026	1020	T 2 12-31-21	01/03/2017	10,011,718.75	2.000	12/31/2021	10,000,000.00	1.975	122
912828U81	233008	1020	T 2 12-31-21	07/05/2017	15,080,859.38	2.000	12/31/2021	15,000,000.00	1.874	122
912828U81	238564	1020	T 2 12-31-21	10/12/2018	9,710,156.25	2.000	12/31/2021	10,000,000.00	2.950	122
912828U81	247883	1000	T 2 12-31-21	12/16/2020	40,789,775.20	2.000	12/31/2021	40,000,000.00	.101	122
07644BA44	250689	1000	BEDFDG CP 0 01-04-22	06/08/2021	49,970,833.33	.000	01/04/2022	50,000,000.00	.100	126
19423KA53	250996	1000	CCPFLX CP 0 01-05-22	07/02/2021	14,989,091.67	.000	01/05/2022	15,000,000.00	.140	127
LD22B0019	251048	3000	BID OHIO 6 MONTH	07/07/2021	2,000,000.00	.040	01/05/2022	2,000,000.00	.040	127
24422ETL3	243050	1030	DE 2.65 01-06-22 MTN	10/08/2019	3,231,247.80	2.650	01/06/2022	3,162,000.00	1.651	128
19424JA63	250626	1000	CCPV CP 0 01-06-22	05/28/2021	24,976,770.83	.000	01/06/2022	25,000,000.00	.150	128
07644BA69	250683	1000	BEDFDG CP 0 01-06-22	06/07/2021	49,970,416.67	.000	01/06/2022	50,000,000.00	.100	128
07644BA69	250690	1000	BEDFDG CP 0 01-06-22	06/08/2021	24,985,277.78	.000	01/06/2022	25,000,000.00	.100	128
EC2001674	243973	3030	MAEVE MEIER	01/07/2020	137,750.00	.000	01/07/2022	137,750.00	.000	129
EC2001682	243974	3030	CAROLYN DUNLAP	01/07/2020	175,007.00	.000	01/07/2022	175,007.00	.000	129
EC2001690	243975	3030	DARRELL ROUSSE	01/07/2020	125,000.00	.000	01/07/2022	125,000.00	.000	129
EC2001708	243976	3030	ZANE BUXTON	01/07/2020	210,000.00	.000	01/07/2022	210,000.00	.000	129
EC2001716	243977	3030	DAVID MADER	01/07/2020	191,730.00	.000	01/07/2022	191,730.00	.000	129
89116FA75	250670	1000	TDHUSA CP 01-07-22	06/03/2021	14,089,754.00	.000	01/07/2022	14,100,000.00	.120	129
LD2000346	244029	3050	GUARDPLUS	01/10/2020	378,400.00	.200	01/10/2022	378,400.00	.200	132
59157UAA8	251298	1000	METSHR 0 01-10-22	07/23/2021	29,671,899.15	.000	01/10/2022	29,686,000.00	.100	132
3137EADB2	245599	1010	FHLMC 2 3-8 01-13-22	04/24/2020	6,766,317.96	2.375	01/13/2022	6,537,000.00	.327	135
07644BAD4	250606	1000	BEDFDG CP 0 01-13-22	05/27/2021	24,980,750.00	.000	01/13/2022	25,000,000.00	.120	135
19424JAD8	250627	1000	CCPV CP 0 01-13-22	05/28/2021	24,976,041.67	.000	01/13/2022	25,000,000.00	.150	135
19423KAD6	250839	1000	CCPFLX CP 0 01-13-22	06/17/2021	24,979,583.33	.000	01/13/2022	25,000,000.00	.140	135
06366HAD9	250993	1000	BMOCHI 0 01-13-22	07/01/2021	49,964,611.11	.000	01/13/2022	50,000,000.00	.130	135
LD2000353	244082	3050	BOBCAT OF LIMA INC	01/17/2020	446,648.25	.500	01/14/2022	446,648.25	.500	136
19424JAE6	251106	1000	CCPV CP 0 01-14-22	07/12/2021	24,981,916.67	.000	01/14/2022	25,000,000.00	.140	136
31359YCK1	173956	2000	FNMA STRIP	12/13/2005	138,142.38	.000	01/15/2022	318,000.00	5.250	137
31344AMY7	178666	2000	FHLMC STRIP	10/30/2006	2,561,364.96	.000	01/15/2022	5,619,000.00	5.233	137
2254EBAK7	250538	1060	CSFBNY 0 01-19-22	05/19/2021	49,938,750.00	.000	01/19/2022	50,000,000.00	.180	141



Run Date: 9/2/2021 8:33:06 AM

Investments Outstanding As Of Date: 8/31/2021

INVENTORY BY MATURITY REPORT

CUSIP	Investment #	Fund	Issuer	Purchase Date	Current Book	Current Rate	Maturity Date	Current Par	YTM	Days to Maturity
2254EBAK7	250539	1060	CSFBNY 0 01-19-22	05/19/2021	49,938,750.00	.000	01/19/2022	50,000,000.00	.180	141
91159HHP8	229284	1030	USB 2 5-8 01-24-22	01/26/2017	5,027,150.00	2.625	01/24/2022	5,000,000.00	2.509	146
91159HHP8	229865	1030	USB 2 5-8 01-24-22	03/13/2017	4,984,300.00	2.625	01/24/2022	5,000,000.00	2.694	146
LD2000361	244158	3050	CLARKS GROCERY INC	01/24/2020	155,003.22	1.020	01/24/2022	155,003.22	1.020	146
60689GAQ9	251802	1000	MIZUNY 0 01-24-22	08/25/2021	49,973,611.11	.000	01/24/2022	50,000,000.00	.125	146
912796C31	249209	1000	B 01-27-22	03/17/2021	24,987,930.56	.000	01/27/2022	25,000,000.00	.055	149
912796C31	249210	1000	B 01-27-22	03/17/2021	49,975,861.11	.000	01/27/2022	50,000,000.00	.055	149
912796C31	249211	1000	B 01-27-22	03/17/2021	49,975,861.11	.000	01/27/2022	50,000,000.00	.055	149
89116FAT7	249367	1000	TDHUSA CP 0 01-27-22	03/29/2021	49,924,000.00	.000	01/27/2022	50,000,000.00	.180	149
912796C31	249370	1000	B 01-27-22	03/30/2021	49,983,166.67	.000	01/27/2022	50,000,000.00	.040	149
912828H86	229805	1020	T 1 1-2 01-31-22	03/06/2017	9,740,625.00	1.500	01/31/2022	10,000,000.00	2.058	153
084670BF4	230356	1030	BRK 3.4 01-31-22	04/17/2017	5,487,336.32	3.400	01/31/2022	5,216,000.00	2.247	153
912828V72	233023	1020	T 1 7-8 01-31-22	07/06/2017	14,996,484.38	1.875	01/31/2022	15,000,000.00	1.880	153
912828V72	243650	1020	T 1 7-8 01-31-22	12/05/2019	10,057,812.50	1.875	01/31/2022	10,000,000.00	1.601	153
RE2000041	244234	3040	ALPHA GROCERY COMPANY LL	01/31/2020	233,890.53	.000	01/31/2022	233,890.53	.000	153
LD2000387	244235	3050	SHULTZ TRANSPORT INC	01/31/2020	48,575.00	.000	01/31/2022	48,575.00	.000	153
EC2001724	244236	3030	JOHN LEWIS LANG	01/31/2020	153,935.00	.300	01/31/2022	153,935.00	.300	153
EC2001732	244237	3030	THOMAS & MARILYN KOLAR	01/31/2020	211,169.00	.300	01/31/2022	211,169.00	.300	153
EC2001740	244238	3030	JOSHUA BEARD	01/31/2020	210,000.00	.300	01/31/2022	210,000.00	.300	153
EC2001757	244239	3030	TIFFANY PREIST	01/31/2020	116,065.00	.300	01/31/2022	116,065.00	.300	153
EC2001765	244240	3030	KENNETH PARTLOW	01/31/2020	350,000.00	.300	01/31/2022	350,000.00	.300	153
EC2001773	244241	3030	PAUL ANDERSON	01/31/2020	178,500.00	.300	01/31/2022	178,500.00	.300	153
EC2001781	244242	3030	HYNDHAVI CHOWDARY	01/31/2020	250,000.00	.300	01/31/2022	250,000.00	.300	153
EC2001799	244243	3030	REBECCA POTTER	01/31/2020	210,000.00	.300	01/31/2022	210,000.00	.300	153
LD22B0027	251481	3000	BID OHIO 6 MONTH	08/04/2021	10,000,000.00	.040	02/02/2022	10,000,000.00	.040	155
LD2000395	244255	3050	INDOOR ENVRM SPECIALISTS	02/03/2020	32,177.68	.000	02/03/2022	32,177.68	.000	156
59157UB33	251299	1000	METSHR CP 02-03-22	07/23/2021	39,976,166.67	.000	02/03/2022	40,000,000.00	.110	156
06743MB33	251478	1000	BBNYK 0 02-03-22	08/04/2021	24,980,937.50	.000	02/03/2022	25,000,000.00	.150	156
742718DY2	237500	1030	PG 2.3 02-06-22	07/18/2018	4,882,900.00	2.300	02/06/2022	5,000,000.00	3.000	159
LD2000403	244332	3050	CODEX LLC	02/07/2020	361,799.68	.500	02/07/2022	361,799.68	.500	160
037833CM0	229502	1030	AAPL 2 1-2 02-09-22	02/10/2017	5,023,800.00	2.500	02/09/2022	5,000,000.00	2.398	162
58933YAQ8	238575	1030	MRK 2.35 02-10-22	10/15/2018	4,851,250.00	2.350	02/10/2022	5,000,000.00	3.303	163
58933YAQ8	240317	1030	MRK 2.35 02-10-22	04/12/2019	4,980,750.00	2.350	02/10/2022	5,000,000.00	2.491	163



Run Date: 9/2/2021 8:33:06 AM

Investments Outstanding As Of Date: 8/31/2021

INVENTORY BY MATURITY REPORT

CUSIP	Investment #	Fund	Issuer	Purchase Date	Current Book	Current Rate	Maturity Date	Current Par	YTM	Days to Maturity
07644BBA9	250674	1000	BEDFDG 0 02-10-22	06/07/2021	49,958,666.50	.000	02/10/2022	50,000,000.00	.120	163
19423KBA1	250842	1000	CCPFLX CP 0 02-10-22	06/17/2021	24,975,208.33	.000	02/10/2022	25,000,000.00	.150	163
06743MBA7	251555	1000	BBNYK 0 02-10-22	08/10/2021	24,980,833.33	.000	02/10/2022	25,000,000.00	.150	163
LD2000411	244367	3050	ZIEHLER LANDSCAPING LLC	02/12/2020	54,348.00	.000	02/11/2022	54,348.00	.000	164
912833LG3	180369	2000	US TREASURY STRIP	04/03/2007	24,060.00	.000	02/15/2022	50,000.00	4.980	168
912833LG3	180521	2000	US TREASURY STRIP	04/12/2007	47,349.00	.000	02/15/2022	100,000.00	5.100	168
912833LG3	180737	2000	US TREASURY STRIP	04/30/2007	48,332.00	.000	02/15/2022	100,000.00	4.975	168
912833LG3	184839	2000	US TREASURY STRIP	02/28/2008	5,212.86	.000	02/15/2022	10,000.00	4.720	168
912833LG3	185229	2000	US TREASURY STRIP	03/27/2008	5,465.00	.000	02/15/2022	10,000.00	4.399	168
912833LG3	185272	2000	US TREASURY STRIP	03/28/2008	27,138.00	.000	02/15/2022	50,000.00	4.450	168
912833LG3	185598	2000	US TREASURY STRIP	04/16/2008	27,571.00	.000	02/15/2022	50,000.00	4.350	168
912833LG3	185617	2000	US TREASURY STRIP	04/16/2008	5,510.00	.000	02/15/2022	10,000.00	4.356	168
912833LG3	185884	2000	US TREASURY STRIP	04/28/2008	13,221.50	.000	02/15/2022	25,000.00	4.670	168
912833LG3	190598	2000	US TREASURY STRIP	02/27/2009	30,269.00	.000	02/15/2022	50,000.00	3.908	168
912833LG3	190829	2000	US TREASURY STRIP	03/20/2009	30,215.50	.000	02/15/2022	50,000.00	3.940	168
912833LG3	190955	2000	US TREASURY STRIP	03/30/2009	61,343.00	.000	02/15/2022	100,000.00	3.830	168
912833LG3	191121	2000	US TREASURY STRIP	04/13/2009	3,150.00	.000	02/15/2022	5,000.00	3.630	168
912833LG3	191209	2000	US TREASURY STRIP	04/16/2009	30,285.00	.000	02/15/2022	50,000.00	3.945	168
912833LG3	191859	2000	US TREASURY STRIP	04/24/2009	30,550.00	.000	02/15/2022	50,000.00	3.882	168
912833LG3	194856	2000	US TREASURY STRIP	02/08/2010	59,477.00	.000	02/15/2022	100,000.00	4.370	168
912833LG3	195182	2000	US TREASURY STRIP	03/03/2010	29,884.50	.000	02/15/2022	50,000.00	4.352	168
912833LG3	195389	2000	US TREASURY STRIP	03/12/2010	59,529.00	.000	02/15/2022	100,000.00	4.395	168
912833LG3	195858	2000	US TREASURY STRIP	04/08/2010	29,343.00	.000	02/15/2022	50,000.00	4.546	168
912833LG3	196883	2000	US TREASURY STRIP	04/30/2010	30,279.50	.000	02/15/2022	50,000.00	4.298	168
912833LG3	203857	2000	US TREASURY STRIP	02/28/2011	32,524.00	.000	02/15/2022	50,000.00	3.961	168
912833LG3	204504	2000	US TREASURY STRIP	04/12/2011	64,668.00	.000	02/15/2022	100,000.00	4.060	168
912833LG3	205417	2000	US TREASURY STRIP	05/05/2011	66,786.00	.000	02/15/2022	100,000.00	3.779	168
912833LG3	208700	2000	US TREASURY STRIP	02/16/2012	40,576.00	.000	02/15/2022	50,000.00	2.100	168
912833LG3	208871	2000	US TREASURY STRIP	03/05/2012	81,320.00	.000	02/15/2022	100,000.00	2.089	168
912833LG3	209010	2000	US TREASURY STRIP	03/19/2012	39,357.00	.000	02/15/2022	50,000.00	2.430	168
912833LG3	209135	2000	US TREASURY STRIP	04/05/2012	39,816.50	.000	02/15/2022	50,000.00	2.323	168
912833LG3	209927	2000	US TREASURY STRIP	04/30/2012	40,591.00	.000	02/15/2022	50,000.00	2.140	168
912833LG3	213284	2000	US TREASURY STRIP	03/25/2013	42,445.50	.000	02/15/2022	50,000.00	1.850	168



Run Date: 9/2/2021 8:33:06 AM

Investments Outstanding As Of Date: 8/31/2021

INVENTORY BY MATURITY REPORT

CUSIP	Investment #	Fund	Issuer	Purchase Date	Current Book	Current Rate	Maturity Date	Current Par	YTM	Days to Maturity
912833LG3	213359	2000	US TREASURY STRIP	03/28/2013	85,091.00	.000	02/15/2022	100,000.00	1.825	168
912833LG3	213436	2000	US TREASURY STRIP	04/04/2013	42,901.50	.000	02/15/2022	50,000.00	1.734	168
912833LG3	213503	2000	US TREASURY STRIP	04/12/2013	86,609.00	.000	02/15/2022	100,000.00	1.632	168
912833LG3	214254	2000	US TREASURY STRIP	05/02/2013	87,156.00	.000	02/15/2022	100,000.00	1.570	168
912833LG3	216909	2000	US TREASURY STRIP	03/21/2014	205,575.00	.000	02/15/2022	250,000.00	2.490	168
912833LG3	220874	2000	US TREASURY STRIP	02/13/2015	35,134.40	.000	02/15/2022	40,000.00	1.860	168
912833LG3	222348	2000	US TREASURY STRIP	04/30/2015	35,533.60	.000	02/15/2022	40,000.00	1.750	168
912833LG3	225730	2000	USTREASURYSTRIP	03/17/2016	36,140.00	.000	02/15/2022	40,000.00	1.723	168
912833LG3	225757	2000	USTREASURYSTRIP	03/17/2016	16,491.79	.000	02/15/2022	18,250.00	1.720	168
912833LG3	229650	2000	S 0 02-15-22	02/24/2017	46,982.52	.000	02/15/2022	52,000.00	2.050	168
912833LG3	230016	2000	S 0 02-15-22	03/24/2017	361,420.00	.000	02/15/2022	400,000.00	2.082	168
912833LG3	230130	2000	S 0 02-15-22	03/30/2017	226,605.00	.000	02/15/2022	250,000.00	2.023	168
912833LG3	230235	2000	S 0 02-15-22	04/06/2017	45,476.50	.000	02/15/2022	50,000.00	1.960	168
912833LG3	230352	2000	S 0 02-15-22	04/17/2017	36,463.60	.000	02/15/2022	40,000.00	1.925	168
912833LG3	230987	2000	S 0 02-15-22	04/28/2017	228,192.50	.000	02/15/2022	250,000.00	1.910	168
912833LG3	235196	2000	S 0 02-15-22	02/15/2018	36,244.40	.000	02/15/2022	40,000.00	2.480	168
912833LG3	235365	2000	S 0 02-15-22	03/01/2018	36,222.40	.000	02/15/2022	40,000.00	2.520	168
912833LG3	235386	2000	S 0 02-15-22	03/01/2018	36,188.80	.000	02/15/2022	40,000.00	2.544	168
912833LG3	235450	2000	S 0 02-15-22	03/05/2018	180,598.00	.000	02/15/2022	200,000.00	2.600	168
912833LG3	235523	2000	S 0 02-15-22	03/08/2018	36,214.80	.000	02/15/2022	40,000.00	2.538	168
912833LG3	236305	2000	S 0 02-15-22	04/26/2018	36,036.40	.000	02/15/2022	40,000.00	2.760	168
912833LG3	244732	2000	S 0 02-15-22	03/19/2020	39,704.80	.000	02/15/2022	40,000.00	.388	168
912833LG3	244835	2000	S 0 02-15-22	04/02/2020	24,930.00	.000	02/15/2022	25,000.00	.150	168
912833LG3	249108	2000	S 0 02-15-22	03/12/2021	39,999.20	.000	02/15/2022	40,000.00	.002	168
912833LG3	249136	2000	S 0 02-15-22	03/12/2021	79,998.40	.000	02/15/2022	80,000.00	.002	168
912833LG3	250110	2000	S 0 02-15-22	05/03/2021	39,996.00	.000	02/15/2022	40,000.00	.013	168
69353RFB9	243051	1030	PNC 2 5-8 02-17-22 BKNT	10/08/2019	7,160,371.75	2.625	02/17/2022	7,025,000.00	1.786	170
69353RFB9	243858	1030	PNC 2 5-8 02-17-22 BKNT	12/24/2019	5,068,500.00	2.625	02/17/2022	5,000,000.00	1.970	170
60689GBH8	250540	1060	MIZUNY CP 0 02-17-22	05/19/2021	49,925,791.67	.000	02/17/2022	50,000,000.00	.195	170
60689GBH8	250541	1060	MIZUNY CP 0 02-17-22	05/19/2021	49,925,791.66	.000	02/17/2022	50,000,000.00	.195	170
19424JBH8	250634	1000	CCPV CP 0 02-17-22	06/01/2021	49,938,375.00	.000	02/17/2022	50,000,000.00	.170	170
LD2000429	244413	3050	CONCRETE CORING COMPANY	02/19/2020	36,777.00	.000	02/18/2022	36,777.00	.000	171
59157UBJ8	251318	1000	METSHR CP 02-18-22	07/26/2021	49,968,375.00	.000	02/18/2022	50,000,000.00	.110	171



Run Date: 9/2/2021 8:33:06 AM

Investments Outstanding As Of Date: 8/31/2021

INVENTORY BY MATURITY REPORT

CUSIP	Investment #	Fund	Issuer	Purchase Date	Current Book	Current Rate	Maturity Date	Current Par	YTM	Days to Maturity
07644BBP6	250589	1000	BEDFDG CP 0 02-23-22	05/24/2021	49,935,069.44	.000	02/23/2022	50,000,000.00	.170	176
912796D30	249196	1000	B 0 02-24-22	03/16/2021	49,966,458.33	.000	02/24/2022	50,000,000.00	.070	177
912796D30	249197	1000	B 0 02-24-22	03/16/2021	49,966,458.34	.000	02/24/2022	50,000,000.00	.070	177
07644BBQ4	250577	1000	BEDFDG CP 0 02-24-22	05/24/2021	49,934,833.33	.000	02/24/2022	50,000,000.00	.170	177
LD2000437	244496	3050	GEIGER BRTHRS MCHNICL CO	02/25/2020	138,352.50	.400	02/25/2022	138,352.50	.400	178
14913Q2T5	243648	1030	CAT 2.95 02-26-22 MTN	12/06/2019	5,114,850.00	2.950	02/26/2022	5,000,000.00	1.889	179
912828J43	229757	1020	T 1 3-4 02-28-22	03/02/2017	9,872,330.00	1.750	02/28/2022	10,000,000.00	2.020	181
3136G4LR2	233568	1010	FNMA 2.06 02-28-22	09/01/2017	10,035,100.00	2.060	02/28/2022	10,000,000.00	1.978	181
912828W55	239253	1020	T 1 7-8 02-28-22	12/21/2018	14,648,437.50	1.875	02/28/2022	15,000,000.00	2.645	181
478160CD4	229772	1030	JNJ 2 1-4 03-03-22	03/06/2017	9,974,600.00	2.250	03/03/2022	10,000,000.00	2.304	184
0258MOEG0	243476	1030	AXP 2.7 03-03-22 MTN	11/21/2019	2,034,640.00	2.700	03/03/2022	2,000,000.00	1.920	184
0258MOEG0	243477	1030	AXP 2.7 03-03-22 MTN	11/21/2019	282,784.38	2.700	03/03/2022	278,000.00	1.925	184
0258MOEG0	243964	1030	AXP 2.7 03-03-22 MTN	01/08/2020	5,085,950.00	2.700	03/03/2022	5,000,000.00	1.881	184
0258MOEG0	243979	1030	AXP 2.7 03-03-22 MTN	01/09/2020	10,172,700.00	2.700	03/03/2022	10,000,000.00	1.876	184
0258MOEG0	244045	1030	AXP 2.7 03-03-22 MTN	01/16/2020	4,068,760.00	2.700	03/03/2022	4,000,000.00	1.873	184
166764AT7	244274	1030	CVX 2.411 03-03-22	02/06/2020	5,075,250.00	2.411	03/03/2022	5,000,000.00	1.670	184
19424JC38	250739	1000	CCPV CP 0 03-03-22	06/09/2021	49,936,958.33	.000	03/03/2022	50,000,000.00	.170	184
19424JC38	250740	1000	CCPV CP 0 03-03-22	06/09/2021	9,987,391.67	.000	03/03/2022	10,000,000.00	.170	184
LD2000445	244630	3050	GRUNDER LANDSCAPING CO	03/06/2020	109,765.00	.000	03/04/2022	109,765.00	.000	185
LD2000452	244631	3050	CROSS COUNTRY POLE BUILD	03/06/2020	64,071.00	.000	03/04/2022	64,071.00	.000	185
713448BY3	244580	1030	PEP 2 3-4 03-05-22	03/05/2020	2,104,290.00	2.750	03/05/2022	2,043,000.00	1.227	186
3134A4BV5	178685	2000	FHLMC STRIP	10/31/2006	2,080,702.26	.000	03/15/2022	4,602,000.00	5.231	196
24422ERM3	243827	1030	DE 2 3-4 03-15-22 MTN	12/20/2019	5,294,744.00	2.750	03/15/2022	5,200,000.00	1.913	196
LD2000460	244728	3050	VON SOSSAN CONTRACTING I	03/16/2020	400,000.00	.000	03/16/2022	400,000.00	.000	197
LD2000478	244729	3050	K F DEVELOPMENT MONCLOV	03/16/2020	400,000.00	.000	03/16/2022	400,000.00	.000	197
LD2000486	244730	3050	DRS FRANKEL AND PUHL LLC	03/16/2020	400,000.00	.000	03/16/2022	400,000.00	.000	197
19423KCH5	250841	1000	CCPFLX CP 0 03-17-22	06/17/2021	49,935,541.67	.000	03/17/2022	50,000,000.00	.170	198
06366HCH8	250869	1000	BMOCHI 0 03-17-22	06/21/2021	49,940,222.22	.000	03/17/2022	50,000,000.00	.160	198
3133ELTZ7	244717	1010	FFCB 0 5-8 03-18-22	03/18/2020	9,984,000.00	.625	03/18/2022	10,000,000.00	.706	199
89116FCN8	249327	1000	TDHUSA CP 0 03-22-22	03/25/2021	49,899,444.44	.000	03/22/2022	50,000,000.00	.200	203
912796F38	249286	1000	WIB 03-24-22	03/25/2021	49,969,666.67	.000	03/24/2022	50,000,000.00	.060	205
912796F38	249287	1000	WIB 03-24-22	03/25/2021	49,969,666.66	.000	03/24/2022	50,000,000.00	.060	205
912796F38	249325	1000	B 03-24-22	03/26/2021	49,969,750.00	.000	03/24/2022	50,000,000.00	.060	205



Run Date: 9/2/2021 8:33:06 AM

Investments Outstanding As Of Date: 8/31/2021

INVENTORY BY MATURITY REPORT

CUSIP	Investment #	Fund	Issuer	Purchase Date	Current Book	Current Rate	Maturity Date	Current Par	YTM	Days to Maturity
912796F38	249326	1000	B 03-24-22	03/26/2021	49,969,750.00	.000	03/24/2022	50,000,000.00	.060	205
19424JCQ7	251808	1000	CCPV CP 0 03-24-22	08/26/2021	49,956,250.00	.000	03/24/2022	50,000,000.00	.150	205
2254EBCRO	250981	1000	CSFBNY CP 03-25-22	06/29/2021	9,985,802.78	.000	03/25/2022	10,000,000.00	.190	206
19423KCU6	250887	1000	CCPFLX CP 0 03-28-22	06/22/2021	24,965,125.00	.000	03/28/2022	25,000,000.00	.180	209
19423KCU6	250888	1000	CCPFLX CP 0 03-28-22	06/22/2021	49,930,250.00	.000	03/28/2022	50,000,000.00	.180	209
46640QCU3	250989	1000	JPMSCC CP 0 03-28-22	07/01/2021	49,936,250.00	.000	03/28/2022	50,000,000.00	.170	209
EC2001807	244820	3030	JOHN PEDEN	03/30/2020	85,000.00	.300	03/30/2022	85,000.00	.300	211
EC2001815	244821	3030	ANGELA RILEY	03/30/2020	53,405.00	.300	03/30/2022	53,405.00	.300	211
EC2001823	244822	3030	KRYSTAL LILLY	03/30/2020	66,400.00	.300	03/30/2022	66,400.00	.300	211
EC2001831	244823	3030	HAYLEY FOX	03/30/2020	142,047.50	.300	03/30/2022	142,047.50	.300	211
EC2001849	244824	3030	TRACY ROBERTSON	03/30/2020	52,205.00	.300	03/30/2022	52,205.00	.300	211
EC2001856	244825	3030	BLAKE WRIGHT	03/30/2020	315,000.00	.300	03/30/2022	315,000.00	.300	211
EC2001864	244826	3030	DAVID CASON	03/30/2020	250,000.00	.300	03/30/2022	250,000.00	.300	211
EC2001872	244827	3030	RICHARD BRADY	03/30/2020	350,000.00	.300	03/30/2022	350,000.00	.300	211
912828W89	231009	1020	T 1 7-8 03-31-22	04/27/2017	10,007,031.25	1.875	03/31/2022	10,000,000.00	1.860	212
912828W89	231248	1020	T 1 7-8 03-31-22	05/05/2017	10,000,000.00	1.875	03/31/2022	10,000,000.00	1.875	212
912828J76	233314	1020	T 1 3-4 03-31-22	08/09/2017	19,959,375.00	1.750	03/31/2022	20,000,000.00	1.796	212
EC2001880	244841	3030	DAVE AND JILL STEINMETZ	03/31/2020	75,000.00	.300	03/31/2022	75,000.00	.300	212
EC2001898	244843	3030	JAMES VASTARTIS	03/31/2020	175,007.00	.300	03/31/2022	175,007.00	.300	212
EC2001906	244844	3030	C THOMAS SCHNEIDER	03/31/2020	252,000.00	.300	03/31/2022	252,000.00	.300	212
EC2001914	244845	3030	JEREMY ROTH	03/31/2020	90,000.00	.300	03/31/2022	90,000.00	.300	212
EC2001922	244847	3030	VICKI PIATT	03/31/2020	53,475.00	.300	03/31/2022	53,475.00	.300	212
EC2001930	244848	3030	KIMBERLY MANN	03/31/2020	350,000.00	.300	03/31/2022	350,000.00	.300	212
EC2001948	244849	3030	BENJAMIN FORSHEE	03/31/2020	266,000.00	.300	03/31/2022	266,000.00	.300	212
EC2001955	244850	3030	CHRISTINA SHERRILL	03/31/2020	61,660.00	.300	03/31/2022	61,660.00	.300	212
EC2001963	244852	3030	LEONARD AND DONNA VARGO	03/31/2020	350,000.00	.300	03/31/2022	350,000.00	.300	212
EC2001971	244853	3030	NATHAN POND	03/31/2020	270,081.00	.300	03/31/2022	270,081.00	.300	212
46513XGT1	230154	1010	ISRAEL BOND	04/03/2017	7,500,000.00	3.500	04/01/2022	7,500,000.00	3.500	213
46513XHT0	230155	1010	ISRAEL FLOATING RATE BOND	04/03/2017	7,500,000.00	1.413	04/01/2022	7,500,000.00	1.413	213
46513XBT6	230156	1010	ISRAEL BOND	04/03/2017	10,000,000.00	3.200	04/01/2022	10,000,000.00	3.200	213
677522U44	244119	1010	OPFC Veterans Compensation	02/05/2020	4,985,000.00	1.694	04/01/2022	4,985,000.00	1.694	213
46513JAG6	244951	1010	ISRAEL BOND 1.35 4-1-22	04/15/2020	5,000,000.00	1.350	04/01/2022	5,000,000.00	1.350	213
06366HD12	251024	1000	BMOCHI 0 04-01-22	07/06/2021	49,943,958.33	.000	04/01/2022	50,000,000.00	.150	213



Run Date: 9/2/2021 8:33:06 AM

Investments Outstanding As Of Date: 8/31/2021

INVENTORY BY MATURITY REPORT

CUSIP	Investment #	Fund	Issuer	Purchase Date	Current Book	Current Rate	Maturity Date	Current Par	YTM	Days to Maturity
06366HD12	251025	1000	BMOCHI 0 04-01-22	07/06/2021	24,971,979.17	.000	04/01/2022	25,000,000.00	.150	213
19423KD43	251029	1000	CCPFLX CP 0 04-04-22	07/06/2021	49,932,000.00	.000	04/04/2022	50,000,000.00	.180	216
19423KD43	251030	1000	CCPFLX CP 0 04-04-22	07/06/2021	49,932,000.00	.000	04/04/2022	50,000,000.00	.180	216
3135G0T45	234649	1010	FNMA 1 7-8 04-05-22	12/26/2017	9,858,300.00	1.875	04/05/2022	10,000,000.00	2.224	217
17327BD51	251031	1000	CGMICP CP 0 04-05-22	07/07/2021	49,937,666.67	.000	04/05/2022	50,000,000.00	.165	217
89236TFX8	240343	1030	TOYOTA 2.65 04-12-22 MTN	04/17/2019	4,998,100.00	2.650	04/12/2022	5,000,000.00	2.663	224
89236TFX8	244019	1030	TOYOTA 2.65 04-12-22 MTN	01/13/2020	5,604,060.00	2.650	04/12/2022	5,500,000.00	1.787	224
EC2001989	244969	3030	DAUREL COPLEY	04/13/2020	104,140.20	.150	04/13/2022	104,140.20	.150	225
AG2100869	249561	3010	Ronald Ratliff	04/20/2021	150,000.00	.001	04/13/2022	150,000.00	.001	225
AG2101982	249572	3010	Justin Gearhart	04/20/2021	75,000.00	.001	04/13/2022	75,000.00	.001	225
AG2102568	249576	3010	Dennis Steffan	04/20/2021	50,000.00	.001	04/13/2022	50,000.00	.001	225
AG2100034	249577	3010	Timothy Lyden	04/20/2021	108,000.00	.001	04/13/2022	108,000.00	.001	225
AG2100042	249578	3010	Anthony Berelsman	04/20/2021	50,235.00	.001	04/13/2022	50,235.00	.001	225
AG2100059	249579	3010	Jeremy Siefker	04/20/2021	90,000.00	.001	04/13/2022	90,000.00	.001	225
AG2100067	249580	3010	Todd Hunt	04/20/2021	65,000.00	.001	04/13/2022	65,000.00	.001	225
AG2100075	249581	3010	Steven Oberholtzer	04/20/2021	150,000.00	.001	04/13/2022	150,000.00	.001	225
AG2100083	249582	3010	Norman Oberholtzer	04/20/2021	75,000.00	.001	04/13/2022	75,000.00	.001	225
AG2100091	249583	3010	Kevin Walter	04/20/2021	75,000.00	.001	04/13/2022	75,000.00	.001	225
AG2100109	249584	3010	Loren Newswanger	04/20/2021	150,000.00	.001	04/13/2022	150,000.00	.001	225
AG2100117	249585	3010	Lawrence Zimmerman	04/20/2021	150,000.00	.001	04/13/2022	150,000.00	.001	225
AG2100125	249586	3010	Bryan Deppen	04/20/2021	150,000.00	.001	04/13/2022	150,000.00	.001	225
AG2100133	249587	3010	James Rossman	04/20/2021	120,000.00	.001	04/13/2022	120,000.00	.001	225
AG2100141	249588	3010	Alvin Oberholtzer	04/20/2021	130,000.00	.001	04/13/2022	130,000.00	.001	225
AG2100158	249589	3010	Benny Ritz	04/20/2021	150,000.00	.001	04/13/2022	150,000.00	.001	225
AG2100166	249590	3010	Dan Wittmer	04/20/2021	150,000.00	.001	04/13/2022	150,000.00	.001	225
AG2100174	249591	3010	Lucas Wittmer	04/20/2021	150,000.00	.001	04/13/2022	150,000.00	.001	225
AG2100182	249592	3010	Ronald King	04/20/2021	60,000.00	.001	04/13/2022	60,000.00	.001	225
AG2100190	249593	3010	Kenneth Waldock	04/20/2021	130,000.00	.001	04/13/2022	130,000.00	.001	225
AG2100208	249594	3010	Andrew Rietschlin	04/20/2021	70,000.00	.001	04/13/2022	70,000.00	.001	225
AG2100299	249595	3010	Donald Shaw Jr.	04/20/2021	150,000.00	.001	04/13/2022	150,000.00	.001	225
AG2100265	249596	3010	GAB Hamman Farms	04/20/2021	150,000.00	.001	04/13/2022	150,000.00	.001	225
AG2100349	249597	3010	GARRY SCHOOLEY	04/20/2021	31,250.00	.001	04/13/2022	31,250.00	.001	225
AG2100224	249598	3010	Gerald Young	04/20/2021	150,000.00	.001	04/13/2022	150,000.00	.001	225



Run Date: 9/2/2021 8:33:06 AM

Investments Outstanding As Of Date: 8/31/2021

INVENTORY BY MATURITY REPORT

CUSIP	Investment #	Fund	Issuer	Purchase Date	Current Book	Current Rate	Maturity Date	Current Par	YTM	Days to Maturity
AG2100364	249599	3010	Jason Sharp	04/20/2021	60,000.00	.001	04/13/2022	60,000.00	.001	225
AG2100281	249600	3010	John Hoffman	04/20/2021	150,000.00	.001	04/13/2022	150,000.00	.001	225
AG2100398	249601	3010	John Roberts	04/20/2021	90,000.00	.001	04/13/2022	90,000.00	.001	225
AG2100323	249602	3010	Jonathon Evans	04/20/2021	4,000.00	.001	04/13/2022	4,000.00	.001	225
AG2100331	249603	3010	Joshua W Roberts	04/20/2021	20,000.00	.001	04/13/2022	20,000.00	.001	225
AG2100315	249604	3010	LUKE BAUGESS	04/20/2021	50,000.00	.001	04/13/2022	50,000.00	.001	225
AG2100240	249605	3010	Mark Kise	04/20/2021	110,000.00	.001	04/13/2022	110,000.00	.001	225
AG2100257	249606	3010	Maynard Moody Jr.	04/20/2021	100,000.00	.001	04/13/2022	100,000.00	.001	225
AG2100356	249607	3010	RICHARD LAMP	04/20/2021	145,500.00	.001	04/13/2022	145,500.00	.001	225
AG2100372	249608	3010	Richard McPherson	04/20/2021	150,000.00	.001	04/13/2022	150,000.00	.001	225
AG2100380	249609	3010	Riley Farms	04/20/2021	150,000.00	.001	04/13/2022	150,000.00	.001	225
AG2100216	249610	3010	Samuel Rietschlin	04/20/2021	70,000.00	.001	04/13/2022	70,000.00	.001	225
AG2100273	249611	3010	Steve A Gifford	04/20/2021	150,000.00	.001	04/13/2022	150,000.00	.001	225
AG2100232	249612	3010	Vernon Hoover	04/20/2021	30,000.00	.001	04/13/2022	30,000.00	.001	225
AG2100307	249613	3010	Wayne Patrick	04/20/2021	65,000.00	.001	04/13/2022	65,000.00	.001	225
AG2100406	249614	3010	Wayne Roberts	04/20/2021	80,000.00	.001	04/13/2022	80,000.00	.001	225
AG2100471	249615	3010	Douglas Bonham	04/20/2021	150,000.00	.001	04/13/2022	150,000.00	.001	225
AG2100448	249616	3010	Hastings Farms General Partn	04/20/2021	150,000.00	.001	04/13/2022	150,000.00	.001	225
AG2100414	249617	3010	JEFFREY LAMP	04/20/2021	120,350.00	.001	04/13/2022	120,350.00	.001	225
AG2100455	249618	3010	John M. Bell	04/20/2021	150,000.00	.001	04/13/2022	150,000.00	.001	225
AG2100489	249619	3010	Jonathan David King	04/20/2021	50,000.00	.001	04/13/2022	50,000.00	.001	225
AG2100497	249620	3010	Jonathan Hildebrand	04/20/2021	40,000.00	.001	04/13/2022	40,000.00	.001	225
AG2100505	249621	3010	Joshua R Yoder	04/20/2021	150,000.00	.001	04/13/2022	150,000.00	.001	225
AG2100513	249622	3010	Keith Roberts	04/20/2021	150,000.00	.001	04/13/2022	150,000.00	.001	225
AG2100521	249623	3010	Kenneth Osborn	04/20/2021	150,000.00	.001	04/13/2022	150,000.00	.001	225
AG2100539	249624	3010	Larry Timmons Jr.	04/20/2021	135,000.00	.001	04/13/2022	135,000.00	.001	225
AG2100562	249625	3010	Louis Meyer	04/20/2021	150,000.00	.001	04/13/2022	150,000.00	.001	225
AG2100596	249626	3010	Lucas Hawkins	04/20/2021	150,000.00	.001	04/13/2022	150,000.00	.001	225
AG2100422	249627	3010	Mark Wolfe	04/20/2021	50,000.00	.001	04/13/2022	50,000.00	.001	225
AG2100570	249628	3010	Mary Lu Swartz	04/20/2021	75,000.00	.001	04/13/2022	75,000.00	.001	225
AG2100547	249629	3010	Michael Lanman	04/20/2021	150,000.00	.001	04/13/2022	150,000.00	.001	225
AG2100588	249630	3010	Robert Lill	04/20/2021	150,000.00	.001	04/13/2022	150,000.00	.001	225
AG2100554	249631	3010	Ryan and Greg Lee	04/20/2021	150,000.00	.001	04/13/2022	150,000.00	.001	225



Run Date: 9/2/2021 8:33:06 AM

Investments Outstanding As Of Date: 8/31/2021

INVENTORY BY MATURITY REPORT

CUSIP	Investment #	Fund	Issuer	Purchase Date	Current Book	Current Rate	Maturity Date	Current Par	YTM	Days to Maturity
AG2100463	249632	3010	Thomas Conner	04/20/2021	50,000.00	.001	04/13/2022	50,000.00	.001	225
AG2100430	249633	3010	Timothy Forrest	04/20/2021	25,000.00	.001	04/13/2022	25,000.00	.001	225
AG2104150	249634	3010	Locin Farm LLC	04/20/2021	50,000.00	.001	04/13/2022	50,000.00	.001	225
AG2101073	249635	3010	ADAM PETERS	04/20/2021	100,000.00	.001	04/13/2022	100,000.00	.001	225
AG2101206	249636	3010	Allen Ett	04/20/2021	150,000.00	.001	04/13/2022	150,000.00	.001	225
AG2101198	249637	3010	Andrew Dunlap	04/20/2021	150,000.00	.001	04/13/2022	150,000.00	.001	225
AG2101099	249638	3010	Benjamin Keller	04/20/2021	150,000.00	.001	04/13/2022	150,000.00	.001	225
AG2100620	249639	3010	Brian Call	04/20/2021	150,000.00	.001	04/13/2022	150,000.00	.001	225
AG2101305	249640	3010	Bryan Hupp	04/20/2021	150,000.00	.001	04/13/2022	150,000.00	.001	225
AG2100984	249641	3010	Charles Immell	04/20/2021	60,000.00	.001	04/13/2022	60,000.00	.001	225
AG2100638	249642	3010	Chris Vallery	04/20/2021	150,000.00	.001	04/13/2022	150,000.00	.001	225
AG2101149	249643	3010	Christopher Davis	04/20/2021	33,000.00	.001	04/13/2022	33,000.00	.001	225
AG2101131	249644	3010	Cyril Cupp	04/20/2021	150,000.00	.001	04/13/2022	150,000.00	.001	225
AG2100646	249645	3010	Dale Maxson	04/20/2021	120,000.00	.001	04/13/2022	120,000.00	.001	225
AG2101008	249646	3010	Dale Roush	04/20/2021	35,000.00	.001	04/13/2022	35,000.00	.001	225
AG2100653	249647	3010	Dale Siebold	04/20/2021	150,000.00	.001	04/13/2022	150,000.00	.001	225
AG2100661	249648	3010	Daniel Maxson	04/20/2021	70,000.00	.001	04/13/2022	70,000.00	.001	225
AG2100679	249649	3010	Darrell Ramsey	04/20/2021	150,000.00	.001	04/13/2022	150,000.00	.001	225
AG2101164	249650	3010	David Delong	04/20/2021	150,000.00	.001	04/13/2022	150,000.00	.001	225
AG2101040	249651	3010	Dennis Zeigler	04/20/2021	150,000.00	.001	04/13/2022	150,000.00	.001	225
AG2100687	249652	3010	Douglas Anderson	04/20/2021	150,000.00	.001	04/13/2022	150,000.00	.001	225
AG2101297	249653	3010	Dow D Huggett	04/20/2021	150,000.00	.001	04/13/2022	150,000.00	.001	225
AG2101057	249654	3010	Edward Coughenour	04/20/2021	150,000.00	.001	04/13/2022	150,000.00	.001	225
AG2101271	249655	3010	Edward Hoskinson	04/20/2021	150,000.00	.001	04/13/2022	150,000.00	.001	225
AG2100836	249656	3010	Franklin and Don Phelps	04/20/2021	150,000.00	.001	04/13/2022	150,000.00	.001	225
AG2100992	249657	3010	Fred Minshall	04/20/2021	50,000.00	.001	04/13/2022	50,000.00	.001	225
AG2101156	249658	3010	Gary Davis	04/20/2021	30,000.00	.001	04/13/2022	30,000.00	.001	225
AG2100950	249659	3010	Glenn Gulick	04/20/2021	150,000.00	.001	04/13/2022	150,000.00	.001	225
AG2100695	249660	3010	Grant Ratliff	04/20/2021	150,000.00	.001	04/13/2022	150,000.00	.001	225
AG2100901	249661	3010	Guy Scott Zurmehly	04/20/2021	150,000.00	.001	04/13/2022	150,000.00	.001	225
AG2100703	249662	3010	H. Richard Wolfe	04/20/2021	100,000.00	.001	04/13/2022	100,000.00	.001	225
AG2101263	249663	3010	Heather Hoffman	04/20/2021	150,000.00	.001	04/13/2022	150,000.00	.001	225
AG2101230	249664	3010	J Douglas Gifford	04/20/2021	150,000.00	.001	04/13/2022	150,000.00	.001	225



Run Date: 9/2/2021 8:33:06 AM

Investments Outstanding As Of Date: 8/31/2021

INVENTORY BY MATURITY REPORT

CUSIP	Investment #	Fund	Issuer	Purchase Date	Current Book	Current Rate	Maturity Date	Current Par	YTM	Days to Maturity
AG2101024	249665	3010	Jacob Shaffer	04/20/2021	75,000.00	.001	04/13/2022	75,000.00	.001	225
AG2100711	249666	3010	James and Larry Timmons	04/20/2021	150,000.00	.001	04/13/2022	150,000.00	.001	225
AG2100893	249667	3010	James Farquer	04/20/2021	80,000.00	.001	04/13/2022	80,000.00	.001	225
AG2100729	249668	3010	James Hagler	04/20/2021	150,000.00	.001	04/13/2022	150,000.00	.001	225
AG2101313	249669	3010	James Jepsen	04/20/2021	150,000.00	.001	04/13/2022	150,000.00	.001	225
AG2101115	249670	3010	James K Minshall	04/20/2021	55,000.00	.001	04/13/2022	55,000.00	.001	225
AG2100885	249671	3010	James Wish	04/20/2021	150,000.00	.001	04/13/2022	150,000.00	.001	225
AG2100737	249672	3010	Janet Gentis	04/20/2021	150,000.00	.001	04/13/2022	150,000.00	.001	225
AG2100760	249673	3010	Jeffrey Thompson	04/20/2021	150,000.00	.001	04/13/2022	150,000.00	.001	225
AG2100778	249674	3010	John Cook II	04/20/2021	100,000.00	.001	04/13/2022	100,000.00	.001	225
AG2101222	249675	3010	John Gearhart	04/20/2021	150,000.00	.001	04/13/2022	150,000.00	.001	225
AG2100943	249676	3010	John Gifford	04/20/2021	150,000.00	.001	04/13/2022	150,000.00	.001	225
AG2100828	249677	3010	John Pendleton	04/20/2021	150,000.00	.001	04/13/2022	150,000.00	.001	225
AG2100786	249678	3010	John Persinger	04/20/2021	150,000.00	.001	04/13/2022	150,000.00	.001	225
AG2101107	249679	3010	Joseph Pack	04/20/2021	95,000.00	.001	04/13/2022	95,000.00	.001	225
AG2100752	249680	3010	Kenneth Unverferth	04/20/2021	150,000.00	.001	04/13/2022	150,000.00	.001	225
AG2100794	249681	3010	Lamar Ratliff	04/20/2021	150,000.00	.001	04/13/2022	150,000.00	.001	225
AG2100612	249682	3010	Larry Brungarth	04/20/2021	150,000.00	.001	04/13/2022	150,000.00	.001	225
AG2100968	249683	3010	Larry Hay	04/20/2021	150,000.00	.001	04/13/2022	150,000.00	.001	225
AG2100802	249684	3010	Lawrence Hagler	04/20/2021	150,000.00	.001	04/13/2022	150,000.00	.001	225
AG2101339	249685	3010	Leigh Miller	04/20/2021	100,000.00	.001	04/13/2022	100,000.00	.001	225
AG2101321	249686	3010	Lester Lewis	04/20/2021	150,000.00	.001	04/13/2022	150,000.00	.001	225
AG2101123	249687	3010	Mark Bryant	04/20/2021	150,000.00	.001	04/13/2022	150,000.00	.001	225
AG2101016	249688	3010	Matthew Roush	04/20/2021	70,000.00	.001	04/13/2022	70,000.00	.001	225
AG2101347	249689	3010	Max Miller	04/20/2021	150,000.00	.001	04/13/2022	150,000.00	.001	225
AG2100604	249690	3010	Michael Maxson	04/20/2021	40,000.00	.001	04/13/2022	40,000.00	.001	225
AG2101065	249691	3010	Nate Ewing	04/20/2021	150,000.00	.001	04/13/2022	150,000.00	.001	225
AG2100927	249692	3010	Nathan Ehman	04/20/2021	60,000.00	.001	04/13/2022	60,000.00	.001	225
AG2100935	249693	3010	Neal Harris	04/20/2021	150,000.00	.001	04/13/2022	150,000.00	.001	225
AG2100810	249694	3010	Neal Noble	04/20/2021	150,000.00	.001	04/13/2022	150,000.00	.001	225
AG2101180	249695	3010	Norman Dresbach	04/20/2021	150,000.00	.001	04/13/2022	150,000.00	.001	225
AG2101248	249696	3010	Orville Gifford	04/20/2021	150,000.00	.001	04/13/2022	150,000.00	.001	225
AG2100851	249697	3010	Randy Rex and Ronald Riddle	04/20/2021	50,000.00	.001	04/13/2022	50,000.00	.001	225



Run Date: 9/2/2021 8:33:06 AM

Investments Outstanding As Of Date: 8/31/2021

INVENTORY BY MATURITY REPORT

CUSIP	Investment #	Fund	Issuer	Purchase Date	Current Book	Current Rate	Maturity Date	Current Par	YTM	Days to Maturity
AG2100844	249698	3010	Ricky Haag	04/20/2021	150,000.00	.001	04/13/2022	150,000.00	.001	225
AG2101354	249699	3010	Robert Minshall	04/20/2021	150,000.00	.001	04/13/2022	150,000.00	.001	225
AG2101214	249700	3010	Russell Foster	04/20/2021	150,000.00	.001	04/13/2022	150,000.00	.001	225
AG2101032	249701	3010	Ryan Wilson	04/20/2021	150,000.00	.001	04/13/2022	150,000.00	.001	225
AG2101172	249702	3010	Samuel Dulap	04/20/2021	150,000.00	.001	04/13/2022	150,000.00	.001	225
AG2100745	249703	3010	Sandra Klaus	04/20/2021	150,000.00	.001	04/13/2022	150,000.00	.001	225
AG2101255	249704	3010	Steve Hines	04/20/2021	150,000.00	.001	04/13/2022	150,000.00	.001	225
AG2101081	249705	3010	Steve Rickly	04/20/2021	20,000.00	.001	04/13/2022	20,000.00	.001	225
AG2100877	249706	3010	Terry E Wright	04/20/2021	150,000.00	.001	04/13/2022	150,000.00	.001	225
AG2100919	249707	3010	Trevor Downs	04/20/2021	100,000.00	.001	04/13/2022	100,000.00	.001	225
AG2100976	249708	3010	Weldon Matthew Horn	04/20/2021	108,000.00	.001	04/13/2022	108,000.00	.001	225
AG2101289	249709	3010	William Hoskinson	04/20/2021	150,000.00	.001	04/13/2022	150,000.00	.001	225
AG2104119	249710	3010	John Kauffman Jr.	04/20/2021	150,000.00	.001	04/13/2022	150,000.00	.001	225
AG2101693	249711	3010	Adam Agle	04/20/2021	150,000.00	.001	04/13/2022	150,000.00	.001	225
AG2101560	249712	3010	Brent and Craig Weiler	04/20/2021	150,000.00	.001	04/13/2022	150,000.00	.001	225
AG2101628	249713	3010	Christopher Waymire	04/20/2021	150,000.00	.001	04/13/2022	150,000.00	.001	225
AG2101495	249714	3010	Dale Smith	04/20/2021	100,000.00	.001	04/13/2022	100,000.00	.001	225
AG2101578	249715	3010	David R Wiget	04/20/2021	125,000.00	.001	04/13/2022	125,000.00	.001	225
AG2101362	249716	3010	Delbert Neff	04/20/2021	150,000.00	.001	04/13/2022	150,000.00	.001	225
AG2101685	249717	3010	Denver Thompson	04/20/2021	150,000.00	.001	04/13/2022	150,000.00	.001	225
AG2101610	249718	3010	Donald E Branham	04/20/2021	10,000.00	.001	04/13/2022	10,000.00	.001	225
AG2101396	249719	3010	Dwight Radcliff	04/20/2021	150,000.00	.001	04/13/2022	150,000.00	.001	225
AG2101644	249720	3010	Edgar Evans	04/20/2021	150,000.00	.001	04/13/2022	150,000.00	.001	225
AG2101586	249721	3010	James Winter	04/20/2021	25,000.00	.001	04/13/2022	25,000.00	.001	225
AG2101594	249722	3010	Jay H Wippel	04/20/2021	150,000.00	.001	04/13/2022	150,000.00	.001	225
AG2101552	249723	3010	John G Waidelich	04/20/2021	150,000.00	.001	04/13/2022	150,000.00	.001	225
AG2101701	249724	3010	Joshua Blazier	04/20/2021	150,000.00	.001	04/13/2022	150,000.00	.001	225
AG2101388	249725	3010	KEITH PETERS	04/20/2021	150,000.00	.001	04/13/2022	150,000.00	.001	225
AG2101370	249726	3010	Kevin Orr	04/20/2021	150,000.00	.001	04/13/2022	150,000.00	.001	225
AG2101412	249727	3010	Kyle Reichelderfer	04/20/2021	150,000.00	.001	04/13/2022	150,000.00	.001	225
AG2101651	249728	3010	Luke Harbage	04/20/2021	150,000.00	.001	04/13/2022	150,000.00	.001	225
AG2101438	249729	3010	Lyle Ricer	04/20/2021	100,000.00	.001	04/13/2022	100,000.00	.001	225
AG2101636	249730	3010	Mark Markley	04/20/2021	150,000.00	.001	04/13/2022	150,000.00	.001	225



Run Date: 9/2/2021 8:33:06 AM

Investments Outstanding As Of Date: 8/31/2021

INVENTORY BY MATURITY REPORT

CUSIP	Investment #	Fund	Issuer	Purchase Date	Current Book	Current Rate	Maturity Date	Current Par	YTM	Days to Maturity
AG2101602	249731	3010	Matthew Wright	04/20/2021	60,000.00	.001	04/13/2022	60,000.00	.001	225
AG2101537	249732	3010	Michael Struckman	04/20/2021	150,000.00	.001	04/13/2022	150,000.00	.001	225
AG2101529	249733	3010	Neil Strickler	04/20/2021	150,000.00	.001	04/13/2022	150,000.00	.001	225
AG2101420	249734	3010	Paul Rhoads	04/20/2021	28,250.00	.001	04/13/2022	28,250.00	.001	225
AG2101453	249735	3010	Richard Brock Rowles	04/20/2021	150,000.00	.001	04/13/2022	150,000.00	.001	225
AG2101511	249736	3010	Rob Stilwell	04/20/2021	150,000.00	.001	04/13/2022	150,000.00	.001	225
AG2101461	249737	3010	Roger Rowles	04/20/2021	150,000.00	.001	04/13/2022	150,000.00	.001	225
AG2101677	249738	3010	Roger Wright	04/20/2021	150,000.00	.001	04/13/2022	150,000.00	.001	225
AG2101669	249739	3010	Ronald Rittenhouse	04/20/2021	150,000.00	.001	04/13/2022	150,000.00	.001	225
AG2101479	249740	3010	Ryan Skinner	04/20/2021	25,000.00	.001	04/13/2022	25,000.00	.001	225
AG2101545	249741	3010	Steve Suver	04/20/2021	150,000.00	.001	04/13/2022	150,000.00	.001	225
AG2101404	249742	3010	Thomas Ramsey	04/20/2021	150,000.00	.001	04/13/2022	150,000.00	.001	225
AG2101487	249743	3010	Vic Skinner	04/20/2021	150,000.00	.001	04/13/2022	150,000.00	.001	225
AG2101446	249744	3010	William A Rittinger	04/20/2021	150,000.00	.001	04/13/2022	150,000.00	.001	225
AG2101503	249745	3010	Zack Smith	04/20/2021	100,000.00	.001	04/13/2022	100,000.00	.001	225
AG2103814	249746	3010	NAVE-FIELD FARMS LLC	04/20/2021	150,000.00	.001	04/13/2022	150,000.00	.001	225
AG2101727	249747	3010	Andrew Miller	04/20/2021	150,000.00	.001	04/13/2022	150,000.00	.001	225
AG2101750	249748	3010	Barbara Moser	04/20/2021	100,000.00	.001	04/13/2022	100,000.00	.001	225
AG2101867	249749	3010	Brady Miller	04/20/2021	150,000.00	.001	04/13/2022	150,000.00	.001	225
AG2101875	249750	3010	Carly Neff	04/20/2021	150,000.00	.001	04/13/2022	150,000.00	.001	225
AG2101883	249751	3010	Chris Pence	04/20/2021	150,000.00	.001	04/13/2022	150,000.00	.001	225
AG2101859	249753	3010	Dane Logan	04/20/2021	40,000.00	.001	04/13/2022	40,000.00	.001	225
AG2101917	249754	3010	DONALD PETERS	04/20/2021	150,000.00	.001	04/13/2022	150,000.00	.001	225
AG2101909	249755	3010	J.Randall McCray	04/20/2021	150,000.00	.001	04/13/2022	150,000.00	.001	225
AG2101735	249756	3010	James A King	04/20/2021	150,000.00	.001	04/13/2022	150,000.00	.001	225
AG2101842	249757	3010	Jason Green	04/20/2021	150,000.00	.001	04/13/2022	150,000.00	.001	225
AG2101792	249758	3010	Jeffrey Beaverson	04/20/2021	100,000.00	.001	04/13/2022	100,000.00	.001	225
AG2101826	249759	3010	John Fox	04/20/2021	150,000.00	.001	04/13/2022	150,000.00	.001	225
AG2101818	249760	3010	John Kurivial	04/20/2021	150,000.00	.001	04/13/2022	150,000.00	.001	225
AG2101784	249761	3010	Lincoln Nafziger	04/20/2021	150,000.00	.001	04/13/2022	150,000.00	.001	225
AG2101776	249762	3010	Marcus Markley	04/20/2021	50,000.00	.001	04/13/2022	50,000.00	.001	225
AG2101719	249763	3010	Matt Hirtzinger	04/20/2021	25,000.00	.001	04/13/2022	25,000.00	.001	225
AG2101768	249764	3010	Robert Zimmerman	04/20/2021	150,000.00	.001	04/13/2022	150,000.00	.001	225



Run Date: 9/2/2021 8:33:06 AM

Investments Outstanding As Of Date: 8/31/2021

INVENTORY BY MATURITY REPORT

CUSIP	Investment #	Fund	Issuer	Purchase Date	Current Book	Current Rate	Maturity Date	Current Par	YTM	Days to Maturity
AG2101834	249765	3010	RUSSELL WISCHMEYER	04/20/2021	150,000.00	.001	04/13/2022	150,000.00	.001	225
AG2101891	249766	3010	RYAN MAST	04/20/2021	150,000.00	.001	04/13/2022	150,000.00	.001	225
AG2101925	249767	3010	Wayne Hermiller	04/20/2021	10,000.00	.001	04/13/2022	10,000.00	.001	225
AG2101743	249768	3010	Zachary Painter	04/20/2021	20,000.00	.001	04/13/2022	20,000.00	.001	225
AG2101933	249769	3010	Kenneth Mack	04/20/2021	100,000.00	.001	04/13/2022	100,000.00	.001	225
AG2102063	249770	3010	Andrew Hollenback	04/20/2021	150,000.00	.001	04/13/2022	150,000.00	.001	225
AG2102311	249771	3010	ANN BRANDT	04/20/2021	150,000.00	.001	04/13/2022	150,000.00	.001	225
AG2102154	249772	3010	Barbara Watts	04/20/2021	150,000.00	.001	04/13/2022	150,000.00	.001	225
AG2102345	249773	3010	BARRY MARSHALL	04/20/2021	150,000.00	.001	04/13/2022	150,000.00	.001	225
AG2102097	249774	3010	Bradford McDaniel	04/20/2021	150,000.00	.001	04/13/2022	150,000.00	.001	225
AG2102196	249775	3010	BRADLEE BOWERS	04/20/2021	50,250.00	.001	04/13/2022	50,250.00	.001	225
AG2102030	249776	3010	Bradley Atherton	04/20/2021	130,000.00	.001	04/13/2022	130,000.00	.001	225
AG2102048	249777	3010	Bradley Berry	04/20/2021	115,278.00	.001	04/13/2022	115,278.00	.001	225
AG2102329	249778	3010	BRANDT FAMILY FARMS LLC	04/20/2021	140,000.00	.001	04/13/2022	140,000.00	.001	225
AG2101958	249779	3010	BRIAN NEELEY	04/20/2021	50,000.00	.001	04/13/2022	50,000.00	.001	225
AG2102477	249780	3010	Chad and Jason Pester	04/20/2021	90,000.00	.001	04/13/2022	90,000.00	.001	225
AG2102402	249781	3010	Chad and Michael Moening	04/20/2021	150,000.00	.001	04/13/2022	150,000.00	.001	225
AG2102303	249782	3010	DAVID CLAYPOOL	04/20/2021	150,000.00	.001	04/13/2022	150,000.00	.001	225
AG2102261	249783	3010	DEAN LARUE	04/20/2021	150,000.00	.001	04/13/2022	150,000.00	.001	225
AG2102014	249784	3010	Derek Adam	04/20/2021	75,000.00	.001	04/13/2022	75,000.00	.001	225
AG2102121	249785	3010	Devin Weller	04/20/2021	150,000.00	.001	04/13/2022	150,000.00	.001	225
AG2102188	249786	3010	DONALD BETHEL	04/20/2021	35,500.00	.001	04/13/2022	35,500.00	.001	225
AG2102469	249787	3010	Donald Palte	04/20/2021	150,000.00	.001	04/13/2022	150,000.00	.001	225
AG2102386	249788	3010	Douglas Mangas	04/20/2021	150,000.00	.001	04/13/2022	150,000.00	.001	225
AG2102444	249789	3010	Gary & Diana Ordway	04/20/2021	80,000.00	.001	04/13/2022	80,000.00	.001	225
AG2102410	249790	3010	Gary Niese	04/20/2021	150,000.00	.001	04/13/2022	150,000.00	.001	225
AG2102220	249791	3010	GARY STRICKLER	04/20/2021	150,000.00	.001	04/13/2022	150,000.00	.001	225
AG2102360	249792	3010	Gerald Haselman	04/20/2021	65,000.00	.001	04/13/2022	65,000.00	.001	225
AG2102337	249793	3010	J DUSTIN HINES	04/20/2021	100,350.00	.001	04/13/2022	100,350.00	.001	225
AG2101990	249794	3010	Janet Kuhlman	04/20/2021	115,000.00	.001	04/13/2022	115,000.00	.001	225
AG2102295	249795	3010	JASON CLAYPOOL	04/20/2021	150,000.00	.001	04/13/2022	150,000.00	.001	225
AG2102071	249796	3010	Joshua Hupp	04/20/2021	150,000.00	.001	04/13/2022	150,000.00	.001	225
AG2102022	249797	3010	Justin Adams	04/20/2021	150,000.00	.001	04/13/2022	150,000.00	.001	225



Run Date: 9/2/2021 8:33:06 AM

Investments Outstanding As Of Date: 8/31/2021

INVENTORY BY MATURITY REPORT

CUSIP	Investment #	Fund	Issuer	Purchase Date	Current Book	Current Rate	Maturity Date	Current Par	YTM	Days to Maturity
AG2102170	249798	3010	Lance Ruese	04/20/2021	150,000.00	.001	04/13/2022	150,000.00	.001	225
AG2102394	249799	3010	Leonard Michel	04/20/2021	100,000.00	.001	04/13/2022	100,000.00	.001	225
AG2102006	249800	3010	Mark E. Peters	04/20/2021	100,000.00	.001	04/13/2022	100,000.00	.001	225
AG2102378	249801	3010	Marvin and Randy Haselman	04/20/2021	150,000.00	.001	04/13/2022	150,000.00	.001	225
AG2101966	249802	3010	Mary Haddox	04/20/2021	30,000.00	.001	04/13/2022	30,000.00	.001	225
AG2102352	249803	3010	Matthew Branham	04/20/2021	65,000.00	.001	04/13/2022	65,000.00	.001	225
AG2102287	249804	3010	NANCY CLAYPOOL	04/20/2021	50,000.00	.001	04/13/2022	50,000.00	.001	225
AG2102055	249805	3010	Nicholas Beveridge	04/20/2021	150,000.00	.001	04/13/2022	150,000.00	.001	225
AG2102147	249806	3010	Philip Watts	04/20/2021	150,000.00	.001	04/13/2022	150,000.00	.001	225
AG2102212	249807	3010	ROBERT MCCLURE	04/20/2021	150,000.00	.001	04/13/2022	150,000.00	.001	225
AG2102162	249808	3010	Robert Roll	04/20/2021	150,000.00	.001	04/13/2022	150,000.00	.001	225
AG2102113	249809	3010	Robert Wolfinger	04/20/2021	30,000.00	.001	04/13/2022	30,000.00	.001	225
AG2102204	249810	3010	RODNEY BOWERS	04/20/2021	75,250.00	.001	04/13/2022	75,250.00	.001	225
AG2102428	249811	3010	Rodney Niese	04/20/2021	100,000.00	.001	04/13/2022	100,000.00	.001	225
AG2102436	249812	3010	Roger Niese	04/20/2021	90,000.00	.001	04/13/2022	90,000.00	.001	225
AG2102238	249813	3010	RONALD WRIGHT	04/20/2021	45,250.00	.001	04/13/2022	45,250.00	.001	225
AG2102451	249814	3010	Ryan & Beth Ordway	04/20/2021	125,000.00	.001	04/13/2022	125,000.00	.001	225
AG2102279	249815	3010	RYAN FOSTER	04/20/2021	130,350.00	.001	04/13/2022	130,350.00	.001	225
AG2102105	249816	3010	Samuel Nicholson	04/20/2021	35,000.00	.001	04/13/2022	35,000.00	.001	225
AG2102139	249817	3010	Samuel Welch	04/20/2021	110,000.00	.001	04/13/2022	110,000.00	.001	225
AG2102246	249818	3010	SCOTT SHARP	04/20/2021	5,250.00	.001	04/13/2022	5,250.00	.001	225
AG2102253	249819	3010	THOMAS PONTIUS	04/20/2021	150,000.00	.001	04/13/2022	150,000.00	.001	225
AG2102089	249820	3010	Tracy Kraner	04/20/2021	150,000.00	.001	04/13/2022	150,000.00	.001	225
AG2101974	249821	3010	Tyler Rawlins	04/20/2021	70,000.00	.001	04/13/2022	70,000.00	.001	225
AG2102501	249822	3010	Charles Scheckelhoff	04/20/2021	100,000.00	.001	04/13/2022	100,000.00	.001	225
AG2102485	249823	3010	Danny Roe	04/20/2021	150,000.00	.001	04/13/2022	150,000.00	.001	225
AG2102493	249824	3010	Harold Roy	04/20/2021	150,000.00	.001	04/13/2022	150,000.00	.001	225
AG2102519	249825	3010	Joe Schroeder	04/20/2021	100,000.00	.001	04/13/2022	100,000.00	.001	225
AG2102527	249826	3010	Kenneth Schroeder	04/20/2021	100,000.00	.001	04/13/2022	100,000.00	.001	225
AG2102543	249827	3010	Nicholas and Dale Schroeder	04/20/2021	150,000.00	.001	04/13/2022	150,000.00	.001	225
AG2102535	249828	3010	Oscar S Schroeder	04/20/2021	150,000.00	.001	04/13/2022	150,000.00	.001	225
AG2102923	249829	3010	Anthony E. Hoffman	04/20/2021	12,000.00	.001	04/13/2022	12,000.00	.001	225
AG2102865	249830	3010	Brandon Truckor	04/20/2021	50,000.00	.001	04/13/2022	50,000.00	.001	225



Run Date: 9/2/2021 8:33:06 AM

Investments Outstanding As Of Date: 8/31/2021

INVENTORY BY MATURITY REPORT

CUSIP	Investment #	Fund	Issuer	Purchase Date	Current Book	Current Rate	Maturity Date	Current Par	YTM	Days to Maturity
AG2102832	249831	3010	Brent Studenka	04/20/2021	100,000.00	.001	04/13/2022	100,000.00	.001	225
AG2102881	249832	3010	Brian Armstrong	04/20/2021	150,000.00	.001	04/13/2022	150,000.00	.001	225
AG2102949	249833	3010	Bridenbaugh Fam Heritiage Fr	04/20/2021	25,000.00	.001	04/13/2022	25,000.00	.001	225
AG2102725	249834	3010	Corey Hall	04/20/2021	90,000.00	.001	04/13/2022	90,000.00	.001	225
AG2102717	249835	3010	Dean Bixel	04/20/2021	150,000.00	.001	04/13/2022	150,000.00	.001	225
AG2102741	249836	3010	Donald Buckenmeyer	04/20/2021	100,000.00	.001	04/13/2022	100,000.00	.001	225
AG2102683	249837	3010	G & R Farms FLP	04/20/2021	150,000.00	.001	04/13/2022	150,000.00	.001	225
AG2102956	249838	3010	Halley Ackley	04/20/2021	125,000.00	.001	04/13/2022	125,000.00	.001	225
AG2102899	249839	3010	Hershberger Farm LLC	04/20/2021	125,000.00	.001	04/13/2022	125,000.00	.001	225
AG2102790	249840	3010	Huskins Farms	04/20/2021	150,000.00	.001	04/13/2022	150,000.00	.001	225
AG2102691	249841	3010	James Williams III	04/20/2021	50,000.00	.001	04/13/2022	50,000.00	.001	225
AG2102816	249842	3010	Jan Shull	04/20/2021	65,000.00	.001	04/13/2022	65,000.00	.001	225
AG2102824	249843	3010	Jeffrey Simon	04/20/2021	150,000.00	.001	04/13/2022	150,000.00	.001	225
AG2102964	249844	3010	Jeremy Gildow	04/20/2021	35,000.00	.001	04/13/2022	35,000.00	.001	225
AG2102808	249845	3010	Joe Lumbrezer	04/20/2021	75,000.00	.001	04/13/2022	75,000.00	.001	225
AG2102733	249846	3010	John Gazarek	04/20/2021	130,000.00	.001	04/13/2022	130,000.00	.001	225
AG2102782	249847	3010	John Gross	04/20/2021	20,000.00	.001	04/13/2022	20,000.00	.001	225
AG2102840	249848	3010	Justin Szabo	04/20/2021	150,000.00	.001	04/13/2022	150,000.00	.001	225
AG2102873	249849	3010	Keith Truckor	04/20/2021	150,000.00	.001	04/13/2022	150,000.00	.001	225
AG2102766	249850	3010	Mark Eisel	04/20/2021	125,000.00	.001	04/13/2022	125,000.00	.001	225
AG2102972	249851	3010	MICHAEL R. OMAN	04/20/2021	75,000.00	.001	04/13/2022	75,000.00	.001	225
AG2102980	249852	3010	Nathan Lightner	04/20/2021	128,000.00	.001	04/13/2022	128,000.00	.001	225
AG2102857	249853	3010	Raymond Szabo	04/20/2021	150,000.00	.001	04/13/2022	150,000.00	.001	225
AG2102709	249854	3010	Robert L. Rieman	04/20/2021	120,000.00	.001	04/13/2022	120,000.00	.001	225
AG2102915	249855	3010	Schumacher and Basinger LLC	04/20/2021	150,000.00	.001	04/13/2022	150,000.00	.001	225
AG2102774	249856	3010	Scott Gillen	04/20/2021	100,000.00	.001	04/13/2022	100,000.00	.001	225
AG2102931	249857	3010	Scott Wilkins	04/20/2021	15,000.00	.001	04/13/2022	15,000.00	.001	225
AG2102550	249858	3010	Timothy Schroeder	04/20/2021	50,000.00	.001	04/13/2022	50,000.00	.001	225
AG2102576	249859	3010	Timothy Wright	04/20/2021	60,000.00	.001	04/13/2022	60,000.00	.001	225
AG2102907	249860	3010	TNT Farms LLC	04/20/2021	150,000.00	.001	04/13/2022	150,000.00	.001	225
AG2102758	249861	3010	William J Buckenmeyer	04/20/2021	135,000.00	.001	04/13/2022	135,000.00	.001	225
AG2104275	249863	3010	Adam Gleckler	04/20/2021	25,000.00	.001	04/13/2022	25,000.00	.001	225
AG2103244	249864	3010	Arrow Creek Farm	04/20/2021	40,000.00	.001	04/13/2022	40,000.00	.001	225



Run Date: 9/2/2021 8:33:06 AM

Investments Outstanding As Of Date: 8/31/2021

INVENTORY BY MATURITY REPORT

CUSIP	Investment #	Fund	Issuer	Purchase Date	Current Book	Current Rate	Maturity Date	Current Par	YTM	Days to Maturity
AG2104028	249865	3010	B&B Ag LLC	04/20/2021	100,000.00	.001	04/13/2022	100,000.00	.001	225
AG2103863	249866	3010	Benjamin Watkins	04/20/2021	100,000.00	.001	04/13/2022	100,000.00	.001	225
AG2104218	249867	3010	Blumenschein Farms LTD	04/20/2021	150,000.00	.001	04/13/2022	150,000.00	.001	225
AG2103236	249868	3010	Bryan J Crosier	04/20/2021	37,090.00	.001	04/13/2022	37,090.00	.001	225
AG2103673	249869	3010	Cade McKee	04/20/2021	6,000.00	.001	04/13/2022	6,000.00	.001	225
AG2103228	249870	3010	Clifton Family Farm Partnershi	04/20/2021	150,000.00	.001	04/13/2022	150,000.00	.001	225
AG2103186	249871	3010	Clinton Beavers	04/20/2021	150,000.00	.001	04/13/2022	150,000.00	.001	225
AG2103681	249872	3010	Cody Rodabaugh	04/20/2021	100,000.00	.001	04/13/2022	100,000.00	.001	225
AG2103731	249873	3010	Condit Farms	04/20/2021	150,000.00	.001	04/13/2022	150,000.00	.001	225
AG2104226	249874	3010	Connor Headings	04/20/2021	25,000.00	.001	04/13/2022	25,000.00	.001	225
AG2103715	249875	3010	CRAIG FARMS	04/20/2021	30,000.00	.001	04/13/2022	30,000.00	.001	225
AG2104069	249876	3010	Crook and Vigil LLC	04/20/2021	150,000.00	.001	04/13/2022	150,000.00	.001	225
AG2103996	249877	3010	D & S Family Farms Ltd	04/20/2021	150,000.00	.001	04/13/2022	150,000.00	.001	225
AG2103749	249878	3010	Damron Farms	04/20/2021	20,000.00	.001	04/13/2022	20,000.00	.001	225
AG2104036	249879	3010	Darrison Cook	04/20/2021	150,000.00	.001	04/13/2022	150,000.00	.001	225
AG2103178	249880	3010	David Angles	04/20/2021	150,000.00	.001	04/13/2022	150,000.00	.001	225
AG2103327	249881	3010	David C Williams	04/20/2021	150,000.00	.001	04/13/2022	150,000.00	.001	225
AG2103913	249882	3010	David Crawford	04/20/2021	100,000.00	.001	04/13/2022	100,000.00	.001	225
AG2104267	249883	3010	Dean Cook	04/20/2021	150,000.00	.001	04/13/2022	150,000.00	.001	225
AG2103699	249884	3010	Dennis Kahle	04/20/2021	15,000.00	.001	04/13/2022	15,000.00	.001	225
AG2104168	249885	3010	Douglas Dawson	04/20/2021	150,000.00	.001	04/13/2022	150,000.00	.001	225
AG2103350	249886	3010	Garrett Trent	04/20/2021	15,000.00	.001	04/13/2022	15,000.00	.001	225
AG2103707	249887	3010	Gary Austin	04/20/2021	50,000.00	.001	04/13/2022	50,000.00	.001	225
AG2103301	249888	3010	GDR Farms LLC	04/20/2021	50,000.00	.001	04/13/2022	50,000.00	.001	225
AG2104051	249889	3010	GUY GREEN	04/20/2021	150,000.00	.001	04/13/2022	150,000.00	.001	225
AG2104101	249890	3010	H&J Farms LLC	04/20/2021	150,000.00	.001	04/13/2022	150,000.00	.001	225
AG2104234	249891	3010	Hillview Farms Inc.	04/20/2021	150,000.00	.001	04/13/2022	150,000.00	.001	225
AG2103293	249892	3010	Hiser Seeds LLC	04/20/2021	150,000.00	.001	04/13/2022	150,000.00	.001	225
AG2104077	249893	3010	Hostetler Family Farms LLC	04/20/2021	150,000.00	.001	04/13/2022	150,000.00	.001	225
AG2103822	249894	3010	Jack Purdy	04/20/2021	150,000.00	.001	04/13/2022	150,000.00	.001	225
AG2103756	249895	3010	James Farms LLC	04/20/2021	150,000.00	.001	04/13/2022	150,000.00	.001	225
AG2104002	249896	3010	James Monroe	04/20/2021	140,000.00	.001	04/13/2022	140,000.00	.001	225
AG2103574	249897	3010	Jd Eckel Family Farms LLC	04/20/2021	150,000.00	.001	04/13/2022	150,000.00	.001	225



Run Date: 9/2/2021 8:33:06 AM

Investments Outstanding As Of Date: 8/31/2021

INVENTORY BY MATURITY REPORT

CUSIP	Investment #	Fund	Issuer	Purchase Date	Current Book	Current Rate	Maturity Date	Current Par	YTM	Days to Maturity
AG2103830	249898	3010	Jeff Robinson Farms LLC	04/20/2021	150,000.00	.001	04/13/2022	150,000.00	.001	225
AG2104085	249899	3010	Jeffrey Hostetler	04/20/2021	80,000.00	.001	04/13/2022	80,000.00	.001	225
AG2103855	249900	3010	Jeffrey Wall	04/20/2021	100,000.00	.001	04/13/2022	100,000.00	.001	225
AG2103624	249901	3010	Jerry Frantz	04/20/2021	100,000.00	.001	04/13/2022	100,000.00	.001	225
AG2104176	249902	3010	Jett Regula	04/20/2021	80,000.00	.001	04/13/2022	80,000.00	.001	225
AG2104010	249903	3010	JJ Walton Farms LLC	04/20/2021	150,000.00	.001	04/13/2022	150,000.00	.001	225
AG2103939	249904	3010	JMR Farms	04/20/2021	150,000.00	.001	04/13/2022	150,000.00	.001	225
AG2104200	249905	3010	Joel Kauffman	04/20/2021	30,000.00	.001	04/13/2022	30,000.00	.001	225
AG2103251	249906	3010	John Fuller	04/20/2021	4,000.00	.001	04/13/2022	4,000.00	.001	225
AG2103848	249907	3010	Jonathan Purdy	04/20/2021	150,000.00	.001	04/13/2022	150,000.00	.001	225
AG2103608	249908	3010	Jonathan Ursich	04/20/2021	35,000.00	.001	04/13/2022	35,000.00	.001	225
AG2103764	249909	3010	Justice Land and Cattle Compa	04/20/2021	150,000.00	.001	04/13/2022	150,000.00	.001	225
AG2103921	249910	3010	Kemp & Sons Farms LLC	04/20/2021	150,000.00	.001	04/13/2022	150,000.00	.001	225
AG2103590	249911	3010	Kevin Annett	04/20/2021	60,350.00	.001	04/13/2022	60,350.00	.001	225
AG2104192	249912	3010	Kramer Homestead Inc.	04/20/2021	150,000.00	.001	04/13/2022	150,000.00	.001	225
AG2104093	249913	3010	KYLE HOSTETLER	04/20/2021	100,000.00	.001	04/13/2022	100,000.00	.001	225
AG2104135	249914	3010	Leeds Brothers LLC	04/20/2021	120,000.00	.001	04/13/2022	120,000.00	.001	225
AG2103772	249915	3010	Leeds Farms	04/20/2021	150,000.00	.001	04/13/2022	150,000.00	.001	225
AG2103988	249916	3010	Lehner Farms	04/20/2021	150,000.00	.001	04/13/2022	150,000.00	.001	225
AG2104259	249917	3010	Lowell Taylor	04/20/2021	150,000.00	.001	04/13/2022	150,000.00	.001	225
AG2103632	249918	3010	Lynn Collert	04/20/2021	40,000.00	.001	04/13/2022	40,000.00	.001	225
AG2103798	249919	3010	Maple Lane Family Farms L.P.	04/20/2021	150,000.00	.001	04/13/2022	150,000.00	.001	225
AG2103269	249920	3010	Mark Little	04/20/2021	150,000.00	.001	04/13/2022	150,000.00	.001	225
AG2103970	249921	3010	Matthew King	04/20/2021	35,000.00	.001	04/13/2022	35,000.00	.001	225
AG2104143	249922	3010	Mattix Farms	04/20/2021	150,000.00	.001	04/13/2022	150,000.00	.001	225
AG2103285	249923	3010	Metzger Brothers	04/20/2021	150,000.00	.001	04/13/2022	150,000.00	.001	225
AG2103640	249924	3010	Michael Frantz	04/20/2021	40,000.00	.001	04/13/2022	40,000.00	.001	225
AG2103780	249925	3010	Millcreek Gardens LLC	04/20/2021	150,000.00	.001	04/13/2022	150,000.00	.001	225
AG2104044	249926	3010	Mitchells Berries LLC	04/20/2021	15,000.00	.001	04/13/2022	15,000.00	.001	225
AG2103806	249927	3010	Noah Kemp	04/20/2021	150,000.00	.001	04/13/2022	150,000.00	.001	225
AG2103194	249928	3010	Paul D Brown	04/20/2021	150,000.00	.001	04/13/2022	150,000.00	.001	225
AG2103954	249929	3010	Peacock Run Farm LLC	04/20/2021	150,000.00	.001	04/13/2022	150,000.00	.001	225
AG2103616	249930	3010	Phelps Farms Inc	04/20/2021	150,000.00	.001	04/13/2022	150,000.00	.001	225



Run Date: 9/2/2021 8:33:06 AM

Investments Outstanding As Of Date: 8/31/2021

INVENTORY BY MATURITY REPORT

CUSIP	Investment #	Fund	Issuer	Purchase Date	Current Book	Current Rate	Maturity Date	Current Par	YTM	Days to Maturity
AG2103962	249931	3010	Praise HIs Grain LLC	04/20/2021	150,000.00	.001	04/13/2022	150,000.00	.001	225
AG2104127	249932	3010	Raymond Kuhns	04/20/2021	115,000.00	.001	04/13/2022	115,000.00	.001	225
AG2103905	249933	3010	Rhoades Farms	04/20/2021	150,000.00	.001	04/13/2022	150,000.00	.001	225
AG2103582	249934	3010	Roger Bowers	04/20/2021	150,000.00	.001	04/13/2022	150,000.00	.001	225
AG2103947	249935	3010	Rogers Farmland Management	04/20/2021	150,000.00	.001	04/13/2022	150,000.00	.001	225
AG2103319	249936	3010	Ryan Skeens	04/20/2021	40,000.00	.001	04/13/2022	40,000.00	.001	225
AG2104184	249937	3010	Scheiderer Farms	04/20/2021	150,000.00	.001	04/13/2022	150,000.00	.001	225
AG2103277	249938	3010	Sean McKee Farms	04/20/2021	150,000.00	.001	04/13/2022	150,000.00	.001	225
AG2103889	249939	3010	Sunny Lane Farm	04/20/2021	150,000.00	.001	04/13/2022	150,000.00	.001	225
AG2103897	249940	3010	Tate Hoffman	04/20/2021	150,000.00	.001	04/13/2022	150,000.00	.001	225
AG2103871	249941	3010	Thomas Purdy	04/20/2021	150,000.00	.001	04/13/2022	150,000.00	.001	225
AG2103665	249942	3010	Thompson Creek Farms LLC	04/20/2021	150,000.00	.001	04/13/2022	150,000.00	.001	225
AG2103723	249943	3010	Timothy Howell	04/20/2021	150,000.00	.001	04/13/2022	150,000.00	.001	225
AG2103202	249944	3010	William and John Caudill	04/20/2021	150,000.00	.001	04/13/2022	150,000.00	.001	225
AG2103657	249945	3010	WW Huttinger LLC	04/20/2021	100,000.00	.001	04/13/2022	100,000.00	.001	225
AG2104242	249946	3010	Zachary Taylor	04/20/2021	150,000.00	.001	04/13/2022	150,000.00	.001	225
AG2101941	249947	3010	Lucas Nofziger	04/20/2021	150,000.00	.001	04/13/2022	150,000.00	.001	225
AG2103558	249948	3010	Bok Brothers Farms LLC	04/20/2021	80,000.00	.001	04/13/2022	80,000.00	.001	225
AG2103368	249949	3010	Andrews Farms Inc.	04/20/2021	100,000.00	.001	04/13/2022	100,000.00	.001	225
AG2103152	249950	3010	Anthony Wulff	04/20/2021	150,000.00	.001	04/13/2022	150,000.00	.001	225
AG2103376	249951	3010	Arend Brothers Inc.	04/20/2021	150,000.00	.001	04/13/2022	150,000.00	.001	225
AG2103566	249952	3010	BR Farms LLC	04/20/2021	150,000.00	.001	04/13/2022	150,000.00	.001	225
AG2103541	249953	3010	Brady Woolace	04/20/2021	150,000.00	.001	04/13/2022	150,000.00	.001	225
AG2102998	249954	3010	Brian Anderson	04/20/2021	100,000.00	.001	04/13/2022	100,000.00	.001	225
AG2102642	249955	3010	Bruce Sholl	04/20/2021	150,000.00	.001	04/13/2022	150,000.00	.001	225
AG2103012	249956	3010	Charles Bresler	04/20/2021	150,000.00	.001	04/13/2022	150,000.00	.001	225
AG2103103	249957	3010	Daniel Potter	04/20/2021	150,000.00	.001	04/13/2022	150,000.00	.001	225
AG2103020	249958	3010	Douglas Dierksheide	04/20/2021	150,000.00	.001	04/13/2022	150,000.00	.001	225
AG2102600	249959	3010	Douglas Eisel	04/20/2021	150,000.00	.001	04/13/2022	150,000.00	.001	225
AG2103061	249960	3010	Duane Fry	04/20/2021	150,000.00	.001	04/13/2022	150,000.00	.001	225
AG2103087	249961	3010	Edward Huffman	04/20/2021	150,000.00	.001	04/13/2022	150,000.00	.001	225
AG2102659	249962	3010	Gary Hammon	04/20/2021	125,000.00	.001	04/13/2022	125,000.00	.001	225
AG2103475	249963	3010	Gregory Nofziger	04/20/2021	150,000.00	.001	04/13/2022	150,000.00	.001	225



Run Date: 9/2/2021 8:33:06 AM

Investments Outstanding As Of Date: 8/31/2021

INVENTORY BY MATURITY REPORT

CUSIP	Investment #	Fund	Issuer	Purchase Date	Current Book	Current Rate	Maturity Date	Current Par	YTM	Days to Maturity
AG2103426	249964	3010	Haack Farms Inc	04/20/2021	150,000.00	.001	04/13/2022	150,000.00	.001	225
AG2103434	249965	3010	Holland Farms LLC	04/20/2021	150,000.00	.001	04/13/2022	150,000.00	.001	225
AG2102584	249966	3010	James Leatherman	04/20/2021	150,000.00	.001	04/13/2022	150,000.00	.001	225
AG2102667	249967	3010	Jane A Lighthill	04/20/2021	150,000.00	.001	04/13/2022	150,000.00	.001	225
AG2103509	249968	3010	John Rethmel	04/20/2021	150,000.00	.001	04/13/2022	150,000.00	.001	225
AG2103145	249969	3010	John Wonderly	04/20/2021	125,000.00	.001	04/13/2022	125,000.00	.001	225
AG2103160	249970	3010	John Young	04/20/2021	150,000.00	.001	04/13/2022	150,000.00	.001	225
AG2103095	249971	3010	Jonathon Lang	04/20/2021	50,000.00	.001	04/13/2022	50,000.00	.001	225
AG2102626	249972	3010	Kent Lester	04/20/2021	100,000.00	.001	04/13/2022	100,000.00	.001	225
AG2103525	249973	3010	Kevin Stong	04/20/2021	150,000.00	.001	04/13/2022	150,000.00	.001	225
AG2103418	249974	3010	L Cape Enterprises LLC	04/20/2021	150,000.00	.001	04/13/2022	150,000.00	.001	225
AG2102675	249975	3010	Leo Shininiger	04/20/2021	150,000.00	.001	04/13/2022	150,000.00	.001	225
AG2103517	249976	3010	Leslie Smith	04/20/2021	25,000.00	.001	04/13/2022	25,000.00	.001	225
AG2103004	249977	3010	Mark Boss	04/20/2021	150,000.00	.001	04/13/2022	150,000.00	.001	225
AG2103384	249978	3010	Mason Family Farms LLC	04/20/2021	150,000.00	.001	04/13/2022	150,000.00	.001	225
AG2103111	249979	3010	Matthew Walters	04/20/2021	100,000.00	.001	04/13/2022	100,000.00	.001	225
AG2103483	249980	3010	MDMT Farms LLC	04/20/2021	150,000.00	.001	04/13/2022	150,000.00	.001	225
AG2102592	249981	3010	Michael Carpenter	04/20/2021	150,000.00	.001	04/13/2022	150,000.00	.001	225
AG2103038	249982	3010	Michael Dierksheide	04/20/2021	150,000.00	.001	04/13/2022	150,000.00	.001	225
AG2102618	249983	3010	Mitchel Schaffner	04/20/2021	125,000.00	.001	04/13/2022	125,000.00	.001	225
AG2103046	249984	3010	Nathan Eckel	04/20/2021	150,000.00	.001	04/13/2022	150,000.00	.001	225
AG2103467	249985	3010	Newcomer Farms Inc.	04/20/2021	150,000.00	.001	04/13/2022	150,000.00	.001	225
AG2103053	249986	3010	Nolan Eckel	04/20/2021	150,000.00	.001	04/13/2022	150,000.00	.001	225
AG2102634	249987	3010	Ray Leppelmeier	04/20/2021	150,000.00	.001	04/13/2022	150,000.00	.001	225
AG2103400	249988	3010	Richard Burk	04/20/2021	150,000.00	.001	04/13/2022	150,000.00	.001	225
AG2103129	249989	3010	Richard Walters	04/20/2021	150,000.00	.001	04/13/2022	150,000.00	.001	225
AG2103442	249990	3010	Ricky Hall	04/20/2021	100,000.00	.001	04/13/2022	100,000.00	.001	225
AG2103137	249991	3010	Roger Wise	04/20/2021	100,000.00	.001	04/13/2022	100,000.00	.001	225
AG2103459	249992	3010	Sandburr Ridge Farm LLC	04/20/2021	100,000.00	.001	04/13/2022	100,000.00	.001	225
AG2103335	249993	3010	Spatial Ag. Systems LLC	04/20/2021	150,000.00	.001	04/13/2022	150,000.00	.001	225
AG2103533	249994	3010	Stuckey Brothers Contracting L	04/20/2021	150,000.00	.001	04/13/2022	150,000.00	.001	225
AG2103491	249995	3010	Ted Pohlmann	04/20/2021	150,000.00	.001	04/13/2022	150,000.00	.001	225
AG2103343	249996	3010	Thomas Wiemken	04/20/2021	100,000.00	.001	04/13/2022	100,000.00	.001	225



Run Date: 9/2/2021 8:33:06 AM

Investments Outstanding As Of Date: 8/31/2021

INVENTORY BY MATURITY REPORT

CUSIP	Investment #	Fund	Issuer	Purchase Date	Current Book	Current Rate	Maturity Date	Current Par	YTM	Days to Maturity
AG2103210	249997	3010	Timothy Sheline	04/20/2021	150,000.00	.001	04/13/2022	150,000.00	.001	225
AG2103079	249998	3010	Travis Harrison	04/20/2021	150,000.00	.001	04/13/2022	150,000.00	.001	225
AG2103392	249999	3010	William Bauman	04/20/2021	150,000.00	.001	04/13/2022	150,000.00	.001	225
AG2105389	250148	3010	DAVEL FARMS INC	04/30/2021	100,000.00	.001	04/13/2022	100,000.00	.001	225
AG2104580	250149	3010	Daniel C Miller	04/30/2021	45,000.00	.001	04/13/2022	45,000.00	.001	225
AG2105314	250150	3010	CRAIG T & LINDA L POWELL	04/30/2021	100,000.00	.001	04/13/2022	100,000.00	.001	225
AG2104309	250151	3010	COWMOOCH DAIRY LLC	04/30/2021	150,000.00	.001	04/13/2022	150,000.00	.001	225
AG2105207	250152	3010	Clint J & Cassandra K Keener	04/30/2021	145,000.00	.001	04/13/2022	145,000.00	.001	225
AG2104739	250153	3010	CLIFFORD SCHEIBE	04/30/2021	50,000.00	.001	04/13/2022	50,000.00	.001	225
AG2105439	250154	3010	CLAR-LAIN FARM LLC	04/30/2021	150,000.00	.001	04/13/2022	150,000.00	.001	225
AG2104341	250155	3010	CATAPADALE DAIRY LTD	04/30/2021	150,000.00	.001	04/13/2022	150,000.00	.001	225
AG2105520	250156	3010	Aaron & Anna Nolte	04/30/2021	50,000.00	.001	04/13/2022	50,000.00	.001	225
AG2105587	250157	3010	ADRIAN & ALYSSA BEERY	04/30/2021	150,000.00	.001	04/13/2022	150,000.00	.001	225
AG2104283	250158	3010	Amos Livestock Equipment LLC	04/30/2021	150,000.00	.001	04/13/2022	150,000.00	.001	225
AG2104929	250159	3010	Armfelt Acres	04/30/2021	60,000.00	.001	04/13/2022	60,000.00	.001	225
AG2104812	250160	3010	Atlee Swartzentruber	04/30/2021	50,250.00	.001	04/13/2022	50,250.00	.001	225
AG2104861	250161	3010	AUSTIN WILSON	04/30/2021	20,000.00	.001	04/13/2022	20,000.00	.001	225
AG2104648	250162	3010	BAR LEE JERSEYS LLC	04/30/2021	30,000.00	.001	04/13/2022	30,000.00	.001	225
AG2104291	250163	3010	BENJAMIN and JOANNA BALTZ	04/30/2021	10,000.00	.001	04/13/2022	10,000.00	.001	225
AG2105330	250164	3010	BENJAMIN AND MELISSA REH	04/30/2021	150,000.00	.001	04/13/2022	150,000.00	.001	225
AG2104499	250165	3010	Benjamin Klick	04/30/2021	65,000.00	.001	04/13/2022	65,000.00	.001	225
AG2105512	250166	3010	BESANCON FARMS INC	04/30/2021	130,000.00	.001	04/13/2022	130,000.00	.001	225
AG2104457	250167	3010	Blue Ridge Farms LLC	04/30/2021	150,000.00	.001	04/13/2022	150,000.00	.001	225
AG2105546	250168	3010	BRADLEY AND MOLLY STULL	04/30/2021	35,000.00	.001	04/13/2022	35,000.00	.001	225
AG2105561	250169	3010	BRENEMAN FARMS INC	04/30/2021	50,000.00	.001	04/13/2022	50,000.00	.001	225
AG2104424	250170	3010	BRIAN GORTNER	04/30/2021	150,000.00	.001	04/13/2022	150,000.00	.001	225
AG2104572	250171	3010	BRYAN MILLER	04/30/2021	40,000.00	.001	04/13/2022	40,000.00	.001	225
AG2104630	250172	3010	CALF COUNTRY FARMS LTD	04/30/2021	60,000.00	.001	04/13/2022	60,000.00	.001	225
AG2105421	250173	3010	CANAAN CATTLE AND GRAIN L	04/30/2021	42,000.00	.001	04/13/2022	42,000.00	.001	225
AG2104796	250174	3010	Canaan Supply LLC	04/30/2021	20,000.00	.001	04/13/2022	20,000.00	.001	225
AG2105298	250175	3010	Cantendo AcGrazeland Jerseys	04/30/2021	50,000.00	.001	04/13/2022	50,000.00	.001	225
AG2104986	250176	3010	Carmony Farms LTD	04/30/2021	150,000.00	.001	04/13/2022	150,000.00	.001	225
AG2105413	250177	3010	Circle J Farms LLC	04/30/2021	150,000.00	.001	04/13/2022	150,000.00	.001	225



Run Date: 9/2/2021 8:33:06 AM

Investments Outstanding As Of Date: 8/31/2021

INVENTORY BY MATURITY REPORT

CUSIP	Investment #	Fund	Issuer	Purchase Date	Current Book	Current Rate	Maturity Date	Current Par	YTM	Days to Maturity
AG2105231	250178	3010	Dalewyn C & Julie M Martin	04/30/2021	50,000.00	.001	04/13/2022	50,000.00	.001	225
AG2105595	250179	3010	DANIEL A SCHLABACH	04/30/2021	12,000.00	.001	04/13/2022	12,000.00	.001	225
AG2104333	250180	3010	DAVID CARSON	04/30/2021	30,300.00	.001	04/13/2022	30,300.00	.001	225
AG2104689	250181	3010	DJR FARM LLC	04/30/2021	25,000.00	.001	04/13/2022	25,000.00	.001	225
AG2104937	250182	3010	DONALD R AND JESSICA BAD	04/30/2021	120,000.00	.001	04/13/2022	120,000.00	.001	225
AG2104358	250183	3010	Dotterer Farms LLC	04/30/2021	150,000.00	.001	04/13/2022	150,000.00	.001	225
AG2104473	250184	3010	Double K Farms	04/30/2021	57,750.00	.001	04/13/2022	57,750.00	.001	225
AG2104622	250185	3010	DOUGHTY-VALLEY HOLSTEINS	04/30/2021	150,000.00	.001	04/13/2022	150,000.00	.001	225
AG2104366	250186	3010	DOUGLASS GRAIN FARMS LLC	04/30/2021	150,000.00	.001	04/13/2022	150,000.00	.001	225
AG2104887	250187	3010	EDWARD YODER	04/30/2021	100,000.00	.001	04/13/2022	100,000.00	.001	225
AG2104598	250188	3010	ELI A MILLER	04/30/2021	75,000.00	.001	04/13/2022	75,000.00	.001	225
AG2104960	250189	3010	EUGENE & MARY A BURKHOLD	04/30/2021	150,000.00	.001	04/13/2022	150,000.00	.001	225
AG2105124	250190	3010	FIVE POINTS FARM LLC	04/30/2021	150,000.00	.001	04/13/2022	150,000.00	.001	225
AG2105355	250191	3010	Four Winds Farms Ltd	04/30/2021	125,000.00	.001	04/13/2022	125,000.00	.001	225
AG2104721	250192	3010	Gale & Wylviona Sauser	04/30/2021	40,000.00	.001	04/13/2022	40,000.00	.001	225
AG2105033	250193	3010	Gasser Farms LLC	04/30/2021	150,000.00	.001	04/13/2022	150,000.00	.001	225
AG2104416	250194	3010	GEITGEY FARMS LLC	04/30/2021	35,000.00	.001	04/13/2022	35,000.00	.001	225
AG2104846	250195	3010	Greg & Chala Troyer	04/30/2021	75,000.00	.001	04/13/2022	75,000.00	.001	225
AG2104606	250196	3010	HAROLD & MARGARET MILLER	04/30/2021	75,237.00	.001	04/13/2022	75,237.00	.001	225
AG2105090	250197	3010	Hershey Cropland LLC	04/30/2021	10,000.00	.001	04/13/2022	10,000.00	.001	225
AG2104838	250198	3010	HICKORY TREE FARM	04/30/2021	150,000.00	.001	04/13/2022	150,000.00	.001	225
AG2104531	250199	3010	Hillside Feed Hay & Supply LLC	04/30/2021	30,000.00	.001	04/13/2022	30,000.00	.001	225
AG2105108	250200	3010	HODGE FARMS LLC	04/30/2021	100,000.00	.001	04/13/2022	100,000.00	.001	225
AG2104317	250201	3010	IVAN BURKHOLDER	04/30/2021	150,000.00	.001	04/13/2022	150,000.00	.001	225
AG2104895	250202	3010	Ivan Zimmerman	04/30/2021	100,000.00	.001	04/13/2022	100,000.00	.001	225
AG2104374	250203	3010	JAMES & LINDA FISHER	04/30/2021	31,000.00	.001	04/13/2022	31,000.00	.001	225
AG2104671	250204	3010	James & Mary Beth Richard	04/30/2021	45,262.00	.001	04/13/2022	45,262.00	.001	225
AG2105173	250205	3010	James and Janet Kasserman	04/30/2021	100,000.00	.001	04/13/2022	100,000.00	.001	225
AG2105272	250206	3010	JAMES AND LINDA MOSHER	04/30/2021	85,000.00	.001	04/13/2022	85,000.00	.001	225
AG2105603	250207	3010	JAMES ROGERS	04/30/2021	150,000.00	.001	04/13/2022	150,000.00	.001	225
AG2104911	250208	3010	JAY & JEWEL AMSTUTZ	04/30/2021	30,000.00	.001	04/13/2022	30,000.00	.001	225
AG2104655	250209	3010	JCB REDICK FARMS LLC	04/30/2021	150,000.00	.001	04/13/2022	150,000.00	.001	225
AG2105504	250210	3010	JEFFREY & INA MILLER	04/30/2021	60,000.00	.001	04/13/2022	60,000.00	.001	225



Run Date: 9/2/2021 8:33:06 AM

Investments Outstanding As Of Date: 8/31/2021

INVENTORY BY MATURITY REPORT

CUSIP	Investment #	Fund	Issuer	Purchase Date	Current Book	Current Rate	Maturity Date	Current Par	YTM	Days to Maturity
AG2105157	250211	3010	JENTES CUSTOM FARMING LT	04/30/2021	150,000.00	.001	04/13/2022	150,000.00	.001	225
AG2105140	250212	3010	JENTES FARMING OPERATION	04/30/2021	150,000.00	.001	04/13/2022	150,000.00	.001	225
AG2105256	250213	3010	Jerry A & Ann M McNeil	04/30/2021	150,000.00	.001	04/13/2022	150,000.00	.001	225
AG2104945	250214	3010	John & Linda Badger	04/30/2021	150,000.00	.001	04/13/2022	150,000.00	.001	225
AG2105553	250215	3010	JOHN & PATRICIA STEINER	04/30/2021	20,000.00	.001	04/13/2022	20,000.00	.001	225
AG2104325	250216	3010	JOHN CANANKAMP	04/30/2021	50,000.00	.001	04/13/2022	50,000.00	.001	225
AG2105280	250217	3010	JONATHAN AND ABBEY NORM	04/30/2021	125,000.00	.001	04/13/2022	125,000.00	.001	225
AG2105058	250218	3010	Jonathan D & Martha G Good	04/30/2021	75,000.00	.001	04/13/2022	75,000.00	.001	225
AG2105082	250219	3010	Joshua D & Myla A Hershberge	04/30/2021	60,000.00	.001	04/13/2022	60,000.00	.001	225
AG2104465	250220	3010	KIRT & JULIE KEENER	04/30/2021	15,000.00	.001	04/13/2022	15,000.00	.001	225
AG2104382	250221	3010	Klever Holstein Frm Limited	04/30/2021	86,000.00	.001	04/13/2022	86,000.00	.001	225
AG2104390	250222	3010	Kraig Gasser	04/30/2021	50,000.00	.001	04/13/2022	50,000.00	.001	225
AG2104515	250223	3010	LANG VUE FARMS LTD	04/30/2021	125,000.00	.001	04/13/2022	125,000.00	.001	225
AG2104853	250224	3010	Laroy Weaver	04/30/2021	50,000.00	.001	04/13/2022	50,000.00	.001	225
AG2105447	250225	3010	Loren Larry & Darrell Steiner P	04/30/2021	100,000.00	.001	04/13/2022	100,000.00	.001	225
AG2104663	250226	3010	M & D WALNUT VALLEY FARM	04/30/2021	50,000.00	.001	04/13/2022	50,000.00	.001	225
AG2105025	250227	3010	MARK AND CARLA FRANK	04/30/2021	150,000.00	.001	04/13/2022	150,000.00	.001	225
AG2104556	250228	3010	MARTINS HILLCREST FARM LL	04/30/2021	100,000.00	.001	04/13/2022	100,000.00	.001	225
AG2104481	250229	3010	MASON KISAMORE	04/30/2021	50,000.00	.001	04/13/2022	50,000.00	.001	225
AG2105579	250230	3010	Miller Farms Custom LLC	04/30/2021	150,000.00	.001	04/13/2022	150,000.00	.001	225
AG2105264	250231	3010	MOOREFIELD FARMS	04/30/2021	150,000.00	.001	04/13/2022	150,000.00	.001	225
AG2104408	250232	3010	Nathan Gasser	04/30/2021	100,000.00	.001	04/13/2022	100,000.00	.001	225
AG2105132	250233	3010	OPEN ROAD FARM LTD	04/30/2021	100,000.00	.001	04/13/2022	100,000.00	.001	225
AG2105306	250234	3010	PARKER FARMS	04/30/2021	75,000.00	.001	04/13/2022	75,000.00	.001	225
AG2104614	250235	3010	PAUL & FANNIE MILLER	04/30/2021	20,000.00	.001	04/13/2022	20,000.00	.001	225
AG2105223	250236	3010	Pebble Farm	04/30/2021	20,262.00	.001	04/13/2022	20,262.00	.001	225
AG2105322	250237	3010	Pleasant Vale Dairy Inc	04/30/2021	150,000.00	.001	04/13/2022	150,000.00	.001	225
AG2104952	250238	3010	RANDALL E BERRY	04/30/2021	95,000.00	.001	04/13/2022	95,000.00	.001	225
AG2105215	250239	3010	Regan A & Laura A Kline	04/30/2021	40,212.00	.001	04/13/2022	40,212.00	.001	225
AG2105348	250240	3010	REHM FARMS LLC	04/30/2021	150,000.00	.001	04/13/2022	150,000.00	.001	225
AG2104432	250241	3010	Richard Graham	04/30/2021	100,000.00	.001	04/13/2022	100,000.00	.001	225
AG2105066	250242	3010	Richard L & Bethany J Good	04/30/2021	35,000.00	.001	04/13/2022	35,000.00	.001	225
AG2104697	250243	3010	Ringbyre Jerseys LLC	04/30/2021	100,000.00	.001	04/13/2022	100,000.00	.001	225



Run Date: 9/2/2021 8:33:06 AM

Investments Outstanding As Of Date: 8/31/2021

INVENTORY BY MATURITY REPORT

CUSIP	Investment #	Fund	Issuer	Purchase Date	Current Book	Current Rate	Maturity Date	Current Par	YTM	Days to Maturity
AG2104994	250244	3010	ROBERT AND CYNTHIA FARQU	04/30/2021	150,000.00	.001	04/13/2022	150,000.00	.001	225
AG2105074	250245	3010	Robert Graber	04/30/2021	75,000.00	.001	04/13/2022	75,000.00	.001	225
AG2104879	250246	3010	ROBERT WINKLER	04/30/2021	50,000.00	.001	04/13/2022	50,000.00	.001	225
AG2104705	250247	3010	Robinson Valley Run Farms Inc	04/30/2021	50,000.00	.001	04/13/2022	50,000.00	.001	225
AG2105538	250248	3010	Roger & Nedra STEINER	04/30/2021	100,000.00	.001	04/13/2022	100,000.00	.001	225
AG2105009	250249	3010	ROGER FEATHER	04/30/2021	100,000.00	.001	04/13/2022	100,000.00	.001	225
AG2105363	250250	3010	ROHR FARMS SERVICE LLC	04/30/2021	150,000.00	.001	04/13/2022	150,000.00	.001	225
AG2105199	250251	3010	ROSEDALE FARMS LLC	04/30/2021	150,000.00	.001	04/13/2022	150,000.00	.001	225
AG2105181	250252	3010	Rosedale Ventures LLC	04/30/2021	150,000.00	.001	04/13/2022	150,000.00	.001	225
AG2104523	250253	3010	ROY ANDREW LEID	04/30/2021	22,500.00	.001	04/13/2022	22,500.00	.001	225
AG2104549	250254	3010	RUDY MAIBACH	04/30/2021	75,000.00	.001	04/13/2022	75,000.00	.001	225
AG2104713	250255	3010	Ruprecht Farm LLC	04/30/2021	100,000.00	.001	04/13/2022	100,000.00	.001	225
AG2104978	250256	3010	SAMUEL BURKHOLDER	04/30/2021	60,000.00	.001	04/13/2022	60,000.00	.001	225
AG2105496	250257	3010	SCOTT & CHRISTINA FISHER	04/30/2021	7,500.00	.001	04/13/2022	7,500.00	.001	225
AG2105017	250258	3010	Shade Creek Farms	04/30/2021	150,000.00	.001	04/13/2022	150,000.00	.001	225
AG2105397	250259	3010	SHOWALTER DAIRY FARMS LL	04/30/2021	150,000.00	.001	04/13/2022	150,000.00	.001	225
AG2104903	250260	3010	Simon Yoder	04/30/2021	60,000.00	.001	04/13/2022	60,000.00	.001	225
AG2104754	250261	3010	SOEHNLEN CATTLE COMPANY	04/30/2021	50,000.00	.001	04/13/2022	50,000.00	.001	225
AG2104762	250262	3010	Sprangs Fairview Farm LLC	04/30/2021	150,000.00	.001	04/13/2022	150,000.00	.001	225
AG2104804	250263	3010	Steiner Equipment LLC	04/30/2021	42,000.00	.001	04/13/2022	42,000.00	.001	225
AG2105462	250264	3010	Steiner Grain Farms Ag Svc LL	04/30/2021	150,000.00	.001	04/13/2022	150,000.00	.001	225
AG2105454	250265	3010	STEINERS CUSTOM FARMING	04/30/2021	100,000.00	.001	04/13/2022	100,000.00	.001	225
AG2105249	250266	3010	STEVE AND KATHY MARTIN	04/30/2021	125,000.00	.001	04/13/2022	125,000.00	.001	225
AG2105116	250267	3010	Steve Hoisington	04/30/2021	150,000.00	.001	04/13/2022	150,000.00	.001	225
AG2105470	250268	3010	Steven and Alyson Steiner	04/30/2021	10,000.00	.001	04/13/2022	10,000.00	.001	225
AG2105165	250269	3010	STEVEN AND SHAWN KACERS	04/30/2021	150,000.00	.001	04/13/2022	150,000.00	.001	225
AG2104564	250270	3010	Sweet Breeze Farms & Excavat	04/30/2021	150,000.00	.001	04/13/2022	150,000.00	.001	225
AG2104820	250271	3010	TATE FARMS	04/30/2021	150,000.00	.001	04/13/2022	150,000.00	.001	225
AG2104747	250272	3010	Troy Shaum	04/30/2021	75,000.00	.001	04/13/2022	75,000.00	.001	225
AG2104788	250273	3010	Tyler Stahl	04/30/2021	15,000.00	.001	04/13/2022	15,000.00	.001	225
AG2105405	250274	3010	WASUKA FARMS INC	04/30/2021	150,000.00	.001	04/13/2022	150,000.00	.001	225
AG2105041	250275	3010	Wildwood Legacy Farms LLC	04/30/2021	25,000.00	.001	04/13/2022	25,000.00	.001	225
AG2105488	250276	3010	WILLIAM AND DARLA WEAVER	04/30/2021	80,000.00	.001	04/13/2022	80,000.00	.001	225



Run Date: 9/2/2021 8:33:06 AM

Investments Outstanding As Of Date: 8/31/2021

INVENTORY BY MATURITY REPORT

CUSIP	Investment #	Fund	Issuer	Purchase Date	Current Book	Current Rate	Maturity Date	Current Par	YTM	Days to Maturity
AG2105371	250277	3010	WILLIAM AND VICKIE ROHR	04/30/2021	150,000.00	.001	04/13/2022	150,000.00	.001	225
AG2104770	250278	3010	Willow Brook Dairy LLC	04/30/2021	75,000.00	.001	04/13/2022	75,000.00	.001	225
AG2104507	250279	3010	Windy Way Farms Ltd	04/30/2021	150,000.00	.001	04/13/2022	150,000.00	.001	225
AG2104440	250280	3010	WNR FARMS LLC	04/30/2021	150,000.00	.001	04/13/2022	150,000.00	.001	225
AG2105678	250481	3010	Patrick Boyles	05/17/2021	70,000.00	.001	04/13/2022	70,000.00	.001	225
AG2105660	250482	3010	Allen Brickner	05/17/2021	20,000.00	.001	04/13/2022	20,000.00	.001	225
AG2105652	250483	3010	Williams Farms LLC	05/17/2021	150,000.00	.001	04/13/2022	150,000.00	.001	225
AG2105645	250484	3010	Robert Ernest	05/17/2021	120,000.00	.001	04/13/2022	120,000.00	.001	225
AG2105637	250485	3010	Jeff May	05/17/2021	47,500.00	.001	04/13/2022	47,500.00	.001	225
AG2105686	250593	3010	Glenn Long	05/24/2021	150,000.00	.001	04/13/2022	150,000.00	.001	225
AG2105736	250856	3010	Brian Hershberger	06/18/2021	65,000.00	.001	04/13/2022	65,000.00	.001	225
AG2105751	250857	3010	Brickner Farm Service LLC	06/18/2021	150,000.00	.001	04/13/2022	150,000.00	.001	225
AG2105777	250858	3010	Dustin Miller	06/18/2021	50,000.00	.001	04/13/2022	50,000.00	.001	225
AG2105769	250859	3010	Edward Brickner	06/18/2021	65,000.00	.001	04/13/2022	65,000.00	.001	225
AG2105710	250860	3010	Five Star Farms of Fostoria LLC	06/18/2021	60,000.00	.001	04/13/2022	60,000.00	.001	225
AG2105744	250861	3010	Kenneth R. Dibert	06/18/2021	85,000.00	.001	04/13/2022	85,000.00	.001	225
AG2105728	250862	3010	Kory Hefner	06/18/2021	25,000.00	.001	04/13/2022	25,000.00	.001	225
LD2000494	244983	3050	MARTIN J GRUNDER LANDSCA	04/15/2020	47,662.30	.000	04/15/2022	47,662.30	.000	227
78015DDJ6	250542	1060	RYNYCP CP 0 04-18-22	05/19/2021	49,921,138.89	.000	04/18/2022	50,000,000.00	.170	230
78015DDJ6	250543	1060	RYNYCP CP 0 04-18-22	05/19/2021	49,921,138.89	.000	04/18/2022	50,000,000.00	.170	230
LD2000502	245529	3050	MUSTARD SEED SHOP LLC	04/21/2020	85,000.00	.001	04/21/2022	85,000.00	.001	233
06743MDM9	251744	1000	BBNYK 0 04-21-22	08/23/2021	49,943,097.22	.000	04/21/2022	50,000,000.00	.170	233
LD2000510	245594	3050	ELITE NATURESCAPES	04/23/2020	158,049.07	.000	04/22/2022	158,049.07	.000	234
53948BDN6	251317	1000	LBCMNY CP 04-22-22	07/26/2021	24,968,125.00	.000	04/22/2022	25,000,000.00	.170	234
74154GDU4	251449	1000	PRISTM 0 04-28-22	08/03/2021	24,966,500.00	.000	04/28/2022	25,000,000.00	.180	240
LD2000528	245686	3050	SELECT MACHINE INC	04/30/2020	124,719.92	.000	04/29/2022	124,719.92	.000	241
LD2000536	245687	3050	VANOVER TRUCKING LLC	04/30/2020	34,266.47	.000	04/29/2022	34,266.47	.000	241
LD2000544	245796	3050	GEIGER BROS MECH CONTRA	05/01/2020	166,582.00	.000	04/29/2022	166,582.00	.000	241
LD2000551	245797	3050	WEBER MATERIALS	05/01/2020	2,292,000.00	.550	04/29/2022	2,292,000.00	.550	241
912828WZ9	233221	1020	T 1 3-4 04-30-22	07/27/2017	14,922,656.25	1.750	04/30/2022	15,000,000.00	1.863	242
912828X47	243704	1020	T 1 7-8 04-30-22	12/11/2019	10,052,343.75	1.875	04/30/2022	10,000,000.00	1.650	242
912828X47	250914	1020	T 1 7-8 04-30-22	06/24/2021	20,305,468.75	1.875	04/30/2022	20,000,000.00	.078	242
88059EHH0	178620	2000	TVA STRIP	10/25/2006	652,987.44	.000	05/01/2022	1,512,000.00	5.484	243



Run Date: 9/2/2021 8:33:06 AM

Investments Outstanding As Of Date: 8/31/2021

INVENTORY BY MATURITY REPORT

CUSIP	Investment #	Fund	Issuer	Purchase Date	Current Book	Current Rate	Maturity Date	Current Par	YTM	Days to Maturity
88059EHH0	179128	2000	TVA STRIP	12/04/2006	330,466.68	.000	05/01/2022	718,000.00	5.100	243
06743ME22	251479	1000	BBNYK 0 05-02-22	08/04/2021	24,964,243.06	.000	05/02/2022	25,000,000.00	.190	244
89116FE55	250320	1000	TDHUSA CP 0 05-05-22	05/06/2021	49,903,944.44	.000	05/05/2022	50,000,000.00	.190	247
60689GE51	251501	1000	MIZUNY CP 0 05-05-22	08/05/2021	49,939,333.33	.000	05/05/2022	50,000,000.00	.160	247
EC2001997	245815	3030	RICHARD SCHMELZER	05/07/2020	189,700.00	.000	05/06/2022	189,700.00	.000	248
458140BB5	235810	1030	INTC 2.35 05-11-22	04/06/2018	6,078,233.92	2.350	05/11/2022	6,224,000.00	2.961	253
037833CQ1	240319	1030	AAPL 2.3 05-11-22	04/12/2019	4,963,400.00	2.300	05/11/2022	5,000,000.00	2.548	253
037833CQ1	245574	1030	AAPL 2.3 05-11-22	04/24/2020	8,668,917.00	2.300	05/11/2022	8,405,000.00	.751	253
EC2002003	245826	3030	JEFFREY BACHER	05/11/2020	250,000.00	.000	05/11/2022	250,000.00	.000	253
LD2000569	245834	3050	LEEK PIPE ORGAN COMPANY	05/12/2020	82,724.12	.000	05/12/2022	82,724.12	.000	254
06743MEC0	251556	1000	BBNYK 0 05-12-22	08/10/2021	24,963,715.28	.000	05/12/2022	25,000,000.00	.190	254
LD2000577	245877	3050	THE BUTCHER AND GROCER L	05/15/2020	171,000.00	.550	05/13/2022	171,000.00	.550	255
912833LH1	181168	2000	US TREASURY STRIP	05/31/2007	23,210.00	.000	05/15/2022	50,000.00	5.198	257
912833LH1	181416	2000	US TREASURY STRIP	06/26/2007	22,522.00	.000	05/15/2022	50,000.00	5.430	257
912833LH1	181557	2000	US TREASURY STRIP	07/06/2007	22,978.50	.000	05/15/2022	50,000.00	5.301	257
912833LH1	181863	2000	US TREASURY STRIP	07/30/2007	46,659.00	.000	05/15/2022	100,000.00	5.220	257
912833LH1	186335	2010	US TREASURY STRIP	05/22/2008	3,945,766.10	.000	05/15/2022	7,538,000.00	4.684	257
912833LH1	186421	2000	US TREASURY STRIP	05/27/2008	26,382.50	.000	05/15/2022	50,000.00	4.630	257
912833LH1	186666	2000	US TREASURY STRIP	06/09/2008	14,231.00	.000	05/15/2022	25,000.00	4.085	257
912833LH1	187229	2000	US TREASURY STRIP	07/11/2008	5,315.50	.000	05/15/2022	10,000.00	4.617	257
912833LH1	192217	2000	US TREASURY STRIP	05/13/2009	85,515.00	.000	05/15/2022	150,000.00	4.368	257
912833LH1	193236	2000	US TREASURY STRIP	08/18/2009	28,103.67	.000	05/15/2022	50,000.00	4.573	257
912833LH1	197101	2000	US TREASURY STRIP	05/11/2010	186,893.17	.000	05/15/2022	306,000.00	4.147	257
912833LH1	197196	2000	US TREASURY STRIP	05/14/2010	15,253.25	.000	05/15/2022	25,000.00	4.159	257
912833LH1	198376	2000	US TREASURY STRIP	06/30/2010	32,457.50	.000	05/15/2022	50,000.00	3.672	257
912833LH1	198702	2000	US TREASURY STRIP	07/13/2010	64,500.00	.000	05/15/2022	100,000.00	3.738	257
912833LH1	205476	2000	US TREASURY STRIP	05/09/2011	66,326.00	.000	05/15/2022	100,000.00	3.762	257
912833LH1	206121	2000	US TREASURY STRIP	06/13/2011	68,827.00	.000	05/15/2022	100,000.00	3.450	257
912833LH1	206333	2000	US TREASURY STRIP	06/23/2011	34,390.50	.000	05/15/2022	50,000.00	3.465	257
912833LH1	206373	2000	US TREASURY STRIP	06/27/2011	34,353.50	.000	05/15/2022	50,000.00	3.479	257
912833LH1	210180	2000	US TREASURY STRIP	05/16/2012	41,028.50	.000	05/15/2022	50,000.00	1.988	257
912833LH1	210395	2000	US TREASURY STRIP	06/06/2012	42,642.00	.000	05/15/2022	50,000.00	1.608	257
912833LH1	210601	2000	US TREASURY STRIP	06/25/2012	41,952.50	.000	05/15/2022	50,000.00	1.783	257



Run Date: 9/2/2021 8:33:06 AM

Investments Outstanding As Of Date: 8/31/2021

INVENTORY BY MATURITY REPORT

CUSIP	Investment #	Fund	Issuer	Purchase Date	Current Book	Current Rate	Maturity Date	Current Par	YTM	Days to Maturity
912833LH1	214705	2000	US TREASURY STRIP	06/17/2013	41,361.50	.000	05/15/2022	50,000.00	2.140	257
912833LH1	218184	2000	US TREASURY STRIP	06/26/2014	41,232.00	.000	05/15/2022	50,000.00	2.460	257
912833LH1	218210	2000	US TREASURY STRIP	06/27/2014	41,138.50	.000	05/15/2022	50,000.00	2.490	257
912833LH1	218580	2000	US TREASURY STRIP	07/31/2014	41,615.50	.000	05/15/2022	50,000.00	2.370	257
912833LH1	222624	2000	US TREASURY STRIP	05/21/2015	217,085.00	.000	05/15/2022	250,000.00	2.032	257
912833LH1	226887	2000	US TREASURY STRI ZERO-% 5	05/26/2016	109,060.80	.000	05/15/2022	120,000.00	1.608	257
912833LH1	227314	2000	US TREASURY STRI ZERO-% 5	07/15/2016	46,507.50	.000	05/15/2022	50,000.00	1.245	257
912833LH1	227498	2000	US TREASURY STRI ZERO-% 5	07/29/2016	37,063.20	.000	05/15/2022	40,000.00	1.320	257
912833LH1	227669	2000	US TREASURY STRI ZERO-% 5	08/12/2016	92,731.00	.000	05/15/2022	100,000.00	1.315	257
912833LH1	231304	2000	S 0 05-15-22	05/11/2017	36,169.60	.000	05/15/2022	40,000.00	2.019	257
912833LH1	231587	2000	S 0 05-15-22	06/02/2017	36,460.80	.000	05/15/2022	40,000.00	1.880	257
912833LH1	237031	2000	S 0 05-15-22	06/14/2018	35,912.40	.000	05/15/2022	40,000.00	2.770	257
912833LH1	237316	2000	S 0 05-15-22	07/06/2018	36,041.20	.000	05/15/2022	40,000.00	2.719	257
912833LH1	237405	2000	S 0 05-15-22	07/12/2018	36,029.60	.000	05/15/2022	40,000.00	2.739	257
084664BT7	238846	1030	BRK 3 05-15-22	11/08/2018	9,886,300.00	3.000	05/15/2022	10,000,000.00	3.345	257
912833LH1	241255	2000	S 0 05-15-22	05/09/2019	37,356.00	.000	05/15/2022	40,000.00	2.280	257
912833LH1	241679	2000	S 0 05-15-22	06/21/2019	37,934.40	.000	05/15/2022	40,000.00	1.837	257
912833LH1	241904	2000	S 0 05-15-22	07/11/2019	37,947.60	.000	05/15/2022	40,000.00	1.860	257
912833LH1	242045	2000	S 0 05-15-22	07/22/2019	237,367.50	.000	05/15/2022	250,000.00	1.850	257
912833LH1	242098	2000	S 0 05-15-22	07/26/2019	38,062.80	.000	05/15/2022	40,000.00	1.778	257
912833LH1	245844	2000	S 0 05-15-22	05/18/2020	39,888.00	.000	05/15/2022	40,000.00	.141	257
912833LH1	246024	2000	S 0 05-15-22	06/12/2020	39,861.60	.000	05/15/2022	40,000.00	.180	257
912833LH1	246086	2000	S 0 05-15-22	06/19/2020	39,868.40	.000	05/15/2022	40,000.00	.173	257
912833LH1	246249	2000	S 0 05-15-22	07/16/2020	39,890.40	.000	05/15/2022	40,000.00	.150	257
912833LH1	246259	2000	S 0 05-15-22	07/16/2020	39,890.40	.000	05/15/2022	40,000.00	.150	257
912833LH1	246314	2000	S 0 05-15-22	07/20/2020	39,909.20	.000	05/15/2022	40,000.00	.125	257
912833LH1	250337	2000	S 0 05-15-22	05/10/2021	79,984.00	.000	05/15/2022	80,000.00	.020	257
912833LH1	250737	2000	S 0 05-15-22	06/11/2021	40,000.00	.000	05/15/2022	40,000.00	.000	257
912833LH1	251113	2000	S 0 05-15-22	07/15/2021	39,994.00	.000	05/15/2022	40,000.00	.018	257
912833LH1	251137	2000	S 0 05-15-22	07/15/2021	199,972.00	.000	05/15/2022	200,000.00	.017	257
912833LH1	251350	2000	S 0 05-15-22	07/30/2021	39,996.00	.000	05/15/2022	40,000.00	.013	257
912833LH1	251383	2000	S 0 05-15-22	08/02/2021	99,992.00	.000	05/15/2022	100,000.00	.010	257
53948BEG0	251804	1000	LBCMNY CP 0 05-16-22	08/25/2021	49,941,333.33	.000	05/16/2022	50,000,000.00	.160	258



Run Date: 9/2/2021 8:33:06 AM

Investments Outstanding As Of Date: 8/31/2021

INVENTORY BY MATURITY REPORT

CUSIP	Investment #	Fund	Issuer	Purchase Date	Current Book	Current Rate	Maturity Date	Current Par	YTM	Days to Maturity
78015DEH9	251847	1000	RYNYCP CP 0 05-17-22	08/30/2021	49,945,833.33	.000	05/17/2022	50,000,000.00	.150	259
89116FEK2	250544	1060	TDHUSA 0 05-19-22	05/19/2021	49,903,680.50	.000	05/19/2022	50,000,000.00	.190	261
89116FEK2	250545	1060	TDHUSA 0 05-19-22	05/19/2021	49,903,680.50	.000	05/19/2022	50,000,000.00	.190	261
89116FEK2	250560	1000	TDHUSA CP 05-19-22	05/20/2021	49,903,944.44	.000	05/19/2022	50,000,000.00	.190	261
02665WDF5	243500	1030	HNDA 1.95 05-20-22	11/25/2019	5,006,000.00	1.950	05/20/2022	5,000,000.00	1.900	262
19424JEL6	251780	1000	CCPV CP 0 05-20-22	08/24/2021	11,834,061.75	.000	05/20/2022	11,850,000.00	.180	262
89116FEP1	250949	1000	TDHUSA CP 05-23-22	06/25/2021	35,946,880.00	.000	05/23/2022	36,000,000.00	.160	265
19423KES9	251782	1000	CCPFLX CP 0 05-26-22	08/24/2021	39,945,000.00	.000	05/26/2022	40,000,000.00	.180	268
912828XR6	231877	1020	T 1 3-4 05-31-22	06/28/2017	9,979,687.50	1.750	05/31/2022	10,000,000.00	1.793	273
912828XR6	234073	1020	T 1 3-4 05-31-22	10/19/2017	9,910,156.25	1.750	05/31/2022	10,000,000.00	1.954	273
89116FEX4	250706	1000	TDHUSA 0 05-31-22	06/08/2021	49,930,583.50	.000	05/31/2022	50,000,000.00	.140	273
912828XD7	250915	1020	T 1 7-8 05-31-22	06/24/2021	20,335,156.25	1.875	05/31/2022	20,000,000.00	.081	273
LD2000585	246001	3050	MANGO BAY COMMUNICATIO	06/05/2020	49,812.00	.001	06/03/2022	49,812.00	.001	276
EC2002011	246002	3030	KEITH LAMPRECHT	06/05/2020	150,000.00	.001	06/03/2022	150,000.00	.001	276
RE2000058	246058	3040	1060 BUILDING LLC	06/10/2020	685,000.00	.000	06/10/2022	685,000.00	.000	283
24422EVA4	244033	1030	DE 1.95 06-13-22 MTN	01/15/2020	1,288,739.35	1.950	06/13/2022	1,285,000.00	1.826	286
19423KFG4	250837	1000	CCPFLX CP 0 06-16-22	06/17/2021	49,903,944.44	.000	06/16/2022	50,000,000.00	.190	289
LD2000593	246112	3050	WB METALS LLC	06/18/2020	42,750.00	.000	06/17/2022	42,750.00	.000	290
LD2000601	246113	3050	GEIGER BROTHERS INC	06/18/2020	54,745.45	.000	06/17/2022	54,745.45	.000	290
LD2000619	246120	3050	CHAGRIN VALLEY SOAP SALVE	06/19/2020	400,000.00	.000	06/17/2022	400,000.00	.000	290
LD2000627	246121	3050	TAWA TREE MULCH DIVISION	06/19/2020	400,000.00	.000	06/17/2022	400,000.00	.000	290
LD2000635	246122	3050	TAWA LANDSCAPE SUPPLY LL	06/19/2020	101,830.44	.000	06/17/2022	101,830.44	.000	290
LD2000643	246163	3050	ENERGY POWER SERVICES	06/26/2020	253,473.51	.000	06/24/2022	253,473.51	.000	297
88579YAF8	234396	1030	MMM 2 06-26-22 MTN	11/20/2017	987,320.00	2.000	06/26/2022	1,000,000.00	2.292	299
02665WCY5	244161	1030	HNDA 2.2 06-27-22 MTN	01/28/2020	10,106,000.00	2.200	06/27/2022	10,000,000.00	1.749	300
912828XW5	231908	1020	T 1 3-4 06-30-22	06/30/2017	9,959,375.00	1.750	06/30/2022	10,000,000.00	1.835	303
912828XW5	233003	1020	T 1 3-4 06-30-22	07/05/2017	9,930,468.75	1.750	06/30/2022	10,000,000.00	1.897	303
912828XW5	234770	1020	T 1 3-4 06-30-22	01/08/2018	19,599,218.75	1.750	06/30/2022	20,000,000.00	2.223	303
912828XW5	250625	1020	T 1 3-4 06-30-22	05/28/2021	25,458,007.81	1.750	06/30/2022	25,000,000.00	.070	303
85324UG15	251450	1000	SCHART CP 0 07-01-22	08/03/2021	49,903,166.67	.000	07/01/2022	50,000,000.00	.210	304
17327BG58	251032	1000	CGMICP CP 0 07-05-22	07/06/2021	49,901,416.67	.000	07/05/2022	50,000,000.00	.195	308
LD2100013	246194	3050	D&E MACHINE COMPANY	07/06/2020	15,482.73	.000	07/06/2022	15,482.73	.000	309
89236TCQ6	241371	1030	TOYOTA 2.8 07-13-22 GMTN	05/20/2019	5,030,500.00	2.800	07/13/2022	5,000,000.00	2.596	316



Run Date: 9/2/2021 8:33:06 AM

Investments Outstanding As Of Date: 8/31/2021

INVENTORY BY MATURITY REPORT

CUSIP	Investment #	Fund	Issuer	Purchase Date	Current Book	Current Rate	Maturity Date	Current Par	YTM	Days to Maturity
LD2100021	246241	3050	BUCKEYE BIOGAS LLC	07/13/2020	400,000.00	.000	07/13/2022	400,000.00	.000	316
LD2100039	246242	3050	COLLINWOOD BIOENERGY	07/13/2020	400,000.00	.000	07/13/2022	400,000.00	.000	316
LD2100047	246243	3050	THREE CREEK BIOENERGY	07/13/2020	400,000.00	.000	07/13/2022	400,000.00	.000	316
LD2100054	246244	3050	ZANESVILLE ENERGY	07/13/2020	400,000.00	.000	07/13/2022	400,000.00	.000	316
LD2100062	246300	3050	QUASAR ENERGY GROUP	07/14/2020	400,000.00	.000	07/14/2022	400,000.00	.000	317
LD2100070	246301	3050	FISCUS TRUCKING & EXCAVAT	07/14/2020	81,517.37	.000	07/14/2022	81,517.37	.000	317
9128287C8	250581	1020	T 1 3-4 07-15-22	05/24/2021	50,964,843.75	1.750	07/15/2022	50,000,000.00	.062	318
85324UGM9	251300	1000	SCHART 0 07-21-22	07/23/2021	49,889,083.50	.000	07/21/2022	50,000,000.00	.220	324
EC2100021	246414	3030	ZACHARY MILLER	07/27/2020	231,840.00	.000	07/27/2022	231,840.00	.000	330
EC2100039	246415	3030	Steven Poling	07/27/2020	129,238.30	.000	07/27/2022	129,238.30	.000	330
EC2100013	246416	3030	CHERYL CHURCH	07/27/2020	64,985.00	.000	07/27/2022	64,985.00	.000	330
69353RFE3	241847	1030	PNC 2.45 07-28-22 BKNT	07/03/2019	5,041,450.00	2.450	07/28/2022	5,000,000.00	2.169	331
69353RFE3	242151	1030	PNC 2.45 07-28-22 BKNT	07/29/2019	4,177,888.00	2.450	07/28/2022	4,150,000.00	2.217	331
LD2100088	246439	3050	RUSK OP FINDLAY LLC DBA EV	07/29/2020	363,595.45	.000	07/29/2022	363,595.45	.000	332
89116FGV6	251502	1000	TDHUSA CP 0 07-29-22	08/05/2021	49,917,958.33	.000	07/29/2022	50,000,000.00	.165	332
9128282P4	233835	1020	T 1 7-8 07-31-22	09/28/2017	9,985,156.25	1.875	07/31/2022	10,000,000.00	1.907	334
9128282P4	234096	1020	T 1 7-8 07-31-22	10/23/2017	9,942,968.75	1.875	07/31/2022	10,000,000.00	2.001	334
9128282P4	235438	1020	T 1 7-8 07-31-22	03/01/2018	4,842,382.81	1.875	07/31/2022	5,000,000.00	2.635	334
85324UH14	251424	1000	SCHART CP 0 08-01-22	08/02/2021	49,888,777.78	.000	08/01/2022	50,000,000.00	.220	335
06743MH45	251557	1000	BBNYK 0 08-04-22	08/10/2021	24,942,659.72	.000	08/04/2022	25,000,000.00	.231	338
742718EU9	233340	1030	PG 2.15 08-11-22	08/15/2017	10,015,100.00	2.150	08/11/2022	10,000,000.00	2.118	345
742718EU9	234675	1030	PG 2.15 08-11-22	12/29/2017	7,990,654.42	2.150	08/11/2022	8,081,000.00	2.407	345
06743MHB9	251605	1000	BBNYK 0 08-11-22	08/12/2021	24,941,861.11	.000	08/11/2022	25,000,000.00	.231	345
912833LJ7	178334	2000	US TREASURY STRIP	10/04/2006	23,197.50	.000	08/15/2022	50,000.00	4.900	349
912833LJ7	178588	2000	US TREASURY STRIP	10/26/2006	62,540.22	.000	08/15/2022	138,000.00	5.071	349
912833LJ7	178998	2000	US TREASURY STRIP	11/28/2006	23,720.00	.000	08/15/2022	50,000.00	4.802	349
912833LJ7	182222	2000	US TREASURY STRIP	08/28/2007	47,341.00	.000	08/15/2022	100,000.00	5.060	349
912833LJ7	182553	2000	US TREASURY STRIP	09/25/2007	47,020.00	.000	08/15/2022	100,000.00	5.133	349
912833LJ7	182758	2000	US TREASURY STRIP	10/05/2007	48,316.00	.000	08/15/2022	100,000.00	4.955	349
912833LJ7	188069	2000	US TREASURY STRIP	09/15/2008	27,700.00	.000	08/15/2022	50,000.00	4.289	349
912833LJ7	188164	2010	US TREASURY STRIP	09/22/2008	324,547.20	.000	08/15/2022	576,000.00	4.171	349
912833LJ7	193255	2000	US TREASURY STRIP	08/18/2009	55,853.25	.000	08/15/2022	100,000.00	4.534	349
912833LJ7	199562	2000	US TREASURY STRIP	08/13/2010	32,907.50	.000	08/15/2022	50,000.00	3.515	349



Run Date: 9/2/2021 8:33:06 AM

Investments Outstanding As Of Date: 8/31/2021

INVENTORY BY MATURITY REPORT

CUSIP	Investment #	Fund	Issuer	Purchase Date	Current Book	Current Rate	Maturity Date	Current Par	YTM	Days to Maturity
912833LJ7	200625	2000	US TREASURY STRIP	09/24/2010	67,660.00	.000	08/15/2022	100,000.00	3.313	349
912833LJ7	207492	2000	US TREASURY STRIP	09/23/2011	38,898.50	.000	08/15/2022	50,000.00	2.318	349
912833LJ7	207862	2000	US TREASURY STRIP	10/31/2011	76,036.00	.000	08/15/2022	100,000.00	2.555	349
912833LJ7	207915	2000	US TREASURY STRIP	11/03/2011	37,998.00	.000	08/15/2022	50,000.00	2.562	349
912833LJ7	211241	2000	US TREASURY STRIP	08/17/2012	41,780.50	.000	08/15/2022	50,000.00	1.805	349
912833LJ7	211301	2000	US TREASURY STRIP	08/22/2012	82,580.00	.000	08/15/2022	100,000.00	1.927	349
912833LJ7	215296	2000	US TREASURY STRIP	08/16/2013	39,420.00	.000	08/15/2022	50,000.00	2.660	349
912833LJ7	215619	2000	US TREASURY STRIP	09/26/2013	39,489.50	.000	08/15/2022	50,000.00	2.673	349
912833LJ7	215883	2000	US TREASURY STRIP	11/01/2013	80,560.00	.000	08/15/2022	100,000.00	2.475	349
912833LJ7	218838	2000	US TREASURY STRIP	08/28/2014	332,868.00	.000	08/15/2022	400,000.00	2.320	349
912833LJ7	219030	2000	US TREASURY STRIP	09/18/2014	82,300.00	.000	08/15/2022	100,000.00	2.479	349
912833LJ7	219291	2000	US TREASURY STRIP	10/17/2014	33,925.60	.000	08/15/2022	40,000.00	2.115	349
912833LJ7	224330	2000	USTREASURYSTRIP	10/08/2015	88,473.00	.000	08/15/2022	100,000.00	1.795	349
912833LJ7	224484	2000	USTREASURYSTRIP	10/22/2015	88,325.00	.000	08/15/2022	100,000.00	1.830	349
912833LJ7	224553	2000	USTREASURYSTRIP	10/29/2015	35,230.00	.000	08/15/2022	40,000.00	1.877	349
912833LJ7	228090	2000	US TREASURY STRI ZERO-% 8	09/23/2016	46,053.00	.000	08/15/2022	50,000.00	1.400	349
912833LJ7	228286	2000	US TREASURY STRI ZERO-% 8	10/14/2016	229,382.50	.000	08/15/2022	250,000.00	1.480	349
912833LJ7	234129	2000	S 0 08-15-22	10/26/2017	36,300.80	.000	08/15/2022	40,000.00	2.030	349
912833LJ7	234153	2000	S 0 08-15-22	10/26/2017	45,376.00	.000	08/15/2022	50,000.00	2.030	349
912833LJ7	234188	2000	S 0 08-15-22	10/27/2017	22,678.50	.000	08/15/2022	25,000.00	2.040	349
912833LJ7	237891	2000	S 0 08-15-22	08/23/2018	107,770.80	.000	08/15/2022	120,000.00	2.720	349
912833LJ7	237918	2000	S 0 08-15-22	08/23/2018	35,923.60	.000	08/15/2022	40,000.00	2.720	349
912833LJ7	237931	2000	S 0 08-15-22	08/23/2018	224,560.00	.000	08/15/2022	250,000.00	2.716	349
912833LJ7	238208	2000	S 0 08-15-22	09/13/2018	35,843.20	.000	08/15/2022	40,000.00	2.818	349
912833LJ7	238691	2000	S 0 08-15-22	10/25/2018	356,804.00	.000	08/15/2022	400,000.00	3.024	349
912833LJ7	242339	2000	S 0 08-15-22	08/19/2019	23,886.50	.000	08/15/2022	25,000.00	1.530	349
912833LJ7	242568	2000	S 0 08-15-22	09/06/2019	96,041.00	.000	08/15/2022	100,000.00	1.379	349
912833LJ7	242661	2000	S 0 08-15-22	09/12/2019	76,514.40	.000	08/15/2022	80,000.00	1.529	349
912833LJ7	242798	2000	S 0 08-15-22	09/23/2019	238,410.00	.000	08/15/2022	250,000.00	1.647	349
912828YA2	243907	1020	T 1 1-2 08-15-22	12/30/2019	9,973,437.50	1.500	08/15/2022	10,000,000.00	1.603	349
912833LJ7	246476	2000	S 0 08-15-22	08/10/2020	39,927.60	.000	08/15/2022	40,000.00	.090	349
912833LJ7	246781	2000	US Treasury Strip 08,15,2022	09/18/2020	79,862.80	.000	08/15/2022	80,000.00	.090	349
912833LJ7	247001	2000	S 0 08-15-22	10/13/2020	39,911.20	.000	08/15/2022	40,000.00	.121	349



Run Date: 9/2/2021 8:33:06 AM

Investments Outstanding As Of Date: 8/31/2021

INVENTORY BY MATURITY REPORT

CUSIP	Investment #	Fund	Issuer	Purchase Date	Current Book	Current Rate	Maturity Date	Current Par	YTM	Days to Maturity
912833LJ7	247128	2000	S 0 08-15-22	10/22/2020	39,915.89	.000	08/15/2022	40,000.00	.116	349
912833LJ7	251645	2000	S 0 08-15-22	08/19/2021	39,994.00	.000	08/15/2022	40,000.00	.015	349
LD2100096	246598	3050	EXTREME CLEAN OF OHIO LT	08/20/2020	158,290.67	.000	08/19/2022	158,290.67	.000	353
LD2100104	246660	3050	ROXANNA CLEARING & DEMO	08/28/2020	9,178.28	.000	08/26/2022	9,178.28	.000	360
9128282S8	233680	1020	T 1 5-8 08-31-22	09/15/2017	9,925,000.00	1.625	08/31/2022	10,000,000.00	1.784	365
9128282S8	243593	1020	T 1 5-8 08-31-22	12/03/2019	9,997,656.25	1.625	08/31/2022	10,000,000.00	1.633	365
RE2100056	246666	3040	PATENTED ACQUISITION COR	08/31/2020	290,328.86	.000	08/31/2022	290,328.86	.000	365
91282CAG6	250582	1020	T 0 1-8 08-31-22	05/24/2021	50,033,203.13	.125	08/31/2022	50,000,000.00	.073	365
46513JAS0	246752	1010	ELEVENTH JUBILEE 2 YEAR IS	09/15/2020	15,000,000.00	1.000	09/01/2022	15,000,000.00	1.000	366
14913Q3A5	242716	1030	CAT 1.9 09-06-22 MTN	09/13/2019	9,945,200.00	1.900	09/06/2022	10,000,000.00	2.091	371
14913Q3A5	244062	1030	CAT 1.9 09-06-22 MTN	01/21/2020	2,001,620.00	1.900	09/06/2022	2,000,000.00	1.868	371
89236TEC5	237425	1030	TOYOTA 2.15 09-08-22 MTN	07/12/2018	2,324,400.65	2.150	09/08/2022	2,431,000.00	3.287	373
94988J6A0	243570	1030	WFC 2.082 09-09-22 bKNT	11/29/2019	4,243,494.86	2.082	09/09/2022	4,246,000.00	2.104	374
94988J6A0	243909	1030	WFC 2.082 09-09-22 bKNT	12/31/2019	10,779,583.20	2.082	09/09/2022	10,760,000.00	2.012	374
94988J5Z6	243910	1030	WFC Float 09-09-22 BKNT	12/31/2019	3,626,774.20	.783	09/09/2022	3,605,000.00	.301	374
94988J6A0	244124	1030	WFC 2.082 09-09-22 bKNT	01/24/2020	5,012,250.00	2.082	09/09/2022	5,000,000.00	1.985	374
LD2100112	246735	3050	COLBURN PATTERSON LLC	09/09/2020	154,000.00	.000	09/09/2022	154,000.00	.000	374
LD2100120	246751	3050	INDOOR ENVIRONMENTAL SP	09/10/2020	21,110.00	.000	09/09/2022	21,110.00	.000	374
3134A4BW3	178619	2000	FHLMC STRIP	10/25/2006	928,044.36	.000	09/15/2022	2,166,000.00	5.406	380
589331AT4	233710	1030	MRK 2.4 09-15-22	09/20/2017	5,895,810.80	2.400	09/15/2022	5,819,000.00	2.120	380
589331AT4	234427	1030	MRK 2.4 09-15-22	11/24/2017	4,992,000.00	2.400	09/15/2022	5,000,000.00	2.435	380
589331AT4	240222	1030	MRK 2.4 09-15-22	04/04/2019	5,130,355.48	2.400	09/15/2022	5,150,000.00	2.516	380
9128282W9	233872	1020	T 1 7-8 09-30-22	10/04/2017	9,970,312.50	1.875	09/30/2022	10,000,000.00	1.938	395
912828L57	234010	1020	T 1 3-4 09-30-22	10/13/2017	9,901,562.50	1.750	09/30/2022	10,000,000.00	1.959	395
9128282W9	234850	1020	T 1 7-8 09-30-22	01/19/2018	9,769,531.25	1.875	09/30/2022	10,000,000.00	2.397	395
LD2100138	246933	3050	A&E DAYCARE LLC	09/30/2020	400,000.00	.000	09/30/2022	400,000.00	.000	395
LD2100146	246934	3050	JUSTOP CARRY OUT LLC	09/30/2020	400,000.00	.000	09/30/2022	400,000.00	.000	395
LD2100153	246947	3050	VANOVER TRUCKING LLC	10/01/2020	35,500.00	.000	09/30/2022	35,500.00	.000	395
91282CAN1	250584	1020	T 0 1-8 09-30-22	05/24/2021	50,027,343.75	.125	09/30/2022	50,000,000.00	.085	395
91282CAN1	250594	1020	T 0 1-8 09-30-22	05/25/2021	50,027,343.75	.125	09/30/2022	50,000,000.00	.084	395
EC2100047	246971	3030	BROOKE WRIGHT	10/05/2020	350,000.00	.000	10/05/2022	350,000.00	.000	400
EC2100062	246972	3030	DUSTIN BUCKENMEYER	10/05/2020	79,200.00	.000	10/05/2022	79,200.00	.000	400
EC2100054	246973	3030	PAUL SMITH	10/05/2020	23,989.50	.000	10/05/2022	23,989.50	.000	400



Run Date: 9/2/2021 8:33:06 AM

Investments Outstanding As Of Date: 8/31/2021

INVENTORY BY MATURITY REPORT

CUSIP	Investment #	Fund	Issuer	Purchase Date	Current Book	Current Rate	Maturity Date	Current Par	YTM	Days to Maturity
912828YK0	243219	1020	T 1 3-8 10-15-22	10/29/2019	9,921,875.00	1.375	10/15/2022	10,000,000.00	1.646	410
912828YK0	243234	1020	T 1 3-8 10-15-22	10/31/2019	9,919,531.25	1.375	10/15/2022	10,000,000.00	1.655	410
3130ACLM4	233922	1010	FHLB 1.3 10-25-22	10/25/2017	15,000,000.00	2.375	10/25/2022	15,000,000.00	2.375	420
9128283C2	234382	1020	T 2 10-31-22	11/15/2017	9,971,093.75	2.000	10/31/2022	10,000,000.00	2.062	426
9128283C2	234417	1020	T 2 10-31-22	11/21/2017	9,966,406.25	2.000	10/31/2022	10,000,000.00	2.072	426
91282CAR2	250585	1020	T 0 1-8 10-31-22	05/24/2021	50,016,601.56	.125	10/31/2022	50,000,000.00	.102	426
91282CAR2	250595	1020	T 0 1-8 10-31-22	05/25/2021	50,017,578.13	.125	10/31/2022	50,000,000.00	.100	426
88059EHJ6	50860	2000	TVA STRIP	04/13/1998	3,264,977.32	.000	11/01/2022	14,828,000.00	6.260	427
594918BH6	239007	1030	MSFT 2.65 11-03-22	11/28/2018	2,445,300.00	2.650	11/03/2022	2,500,000.00	3.247	429
693475AL9	242186	1030	PNC 2.854 11-09-22	08/01/2019	4,699,955.59	2.854	11/09/2022	4,631,000.00	2.378	435
693475AL9	243662	1030	PNC 2.854 11-09-22	12/09/2019	1,843,255.80	2.854	11/09/2022	1,800,000.00	2.002	435
EC2100104	247395	3030	TERRANCE MACK	11/09/2020	244,650.00	.000	11/09/2022	244,650.00	.000	435
EC2100096	247396	3030	PAUL MOSER	11/09/2020	55,000.00	.000	11/09/2022	55,000.00	.000	435
EC2100088	247397	3030	MIRIAM POLING	11/09/2020	190,000.00	.000	11/09/2022	190,000.00	.000	435
EC2100070	247398	3030	NICHOLAUS RERICHA	11/09/2020	250,000.00	.000	11/09/2022	250,000.00	.000	435
LD2100161	247399	3050	PEAK PERFORMANCE CENTER	11/09/2020	70,000.00	.000	11/09/2022	70,000.00	.000	435
912833LK4	179296	2000	US TREASURY STRIP	12/18/2006	117,020.00	.000	11/15/2022	250,000.00	4.829	441
912833LK4	183732	2000	US TREASURY STRIP	12/05/2007	25,535.00	.000	11/15/2022	50,000.00	4.547	441
912833LK4	183939	2000	US TREASURY STRIP	12/19/2007	48,809.00	.000	11/15/2022	100,000.00	4.870	441
912833LK4	184229	2000	US TREASURY STRIP	01/10/2008	77,070.00	.000	11/15/2022	150,000.00	4.536	441
912833LK4	189216	2000	US TREASURY STRIP	11/21/2008	52,153.00	.000	11/15/2022	100,000.00	4.710	441
912833LK4	189262	2000	US TREASURY STRIP	11/21/2008	2,850.00	.000	11/15/2022	5,000.00	4.061	441
912833LK4	189961	2000	US TREASURY STRIP	01/12/2009	149,395.00	.000	11/15/2022	250,000.00	3.755	441
912833LK4	190249	2000	US TREASURY STRIP	02/04/2009	56,864.00	.000	11/15/2022	100,000.00	4.140	441
912833LK4	194195	2000	US TREASURY STRIP	11/24/2009	58,187.00	.000	11/15/2022	100,000.00	4.217	441
912833LK4	194728	2000	US TREASURY STRIP	01/28/2010	28,850.50	.000	11/15/2022	50,000.00	4.344	441
912833LK4	201934	2000	US TREASURY STRIP	11/17/2010	33,330.00	.000	11/15/2022	50,000.00	3.410	441
912833LK4	202149	2000	US TREASURY STRIP	11/24/2010	32,553.00	.000	11/15/2022	50,000.00	3.616	441
912833LK4	203389	2000	US TREASURY STRIP	01/31/2011	62,330.00	.000	11/15/2022	100,000.00	4.051	441
912833LK4	212191	2000	US TREASURY STRIP	11/30/2012	126,030.00	.000	11/15/2022	150,000.00	1.756	441
912833LK4	212335	2000	US TREASURY STRIP	12/13/2012	295,326.50	.000	11/15/2022	350,000.00	1.719	441
912833LK4	212650	2000	US TREASURY STRIP	01/17/2013	41,372.00	.000	11/15/2022	50,000.00	1.937	441
912833LK4	216070	2000	US TREASURY STRIP	11/21/2013	39,487.00	.000	11/15/2022	50,000.00	2.645	441



Run Date: 9/2/2021 8:33:06 AM

Investments Outstanding As Of Date: 8/31/2021

INVENTORY BY MATURITY REPORT

CUSIP	Investment #	Fund	Issuer	Purchase Date	Current Book	Current Rate	Maturity Date	Current Par	YTM	Days to Maturity
912833LK4	216415	2000	US TREASURY STRIP	01/09/2014	77,212.00	.000	11/15/2022	100,000.00	2.944	441
912833LK4	219692	2000	US TREASURY STRIP	11/20/2014	208,682.50	.000	11/15/2022	250,000.00	2.275	441
912833LK4	220245	2000	US TREASURY STRIP	01/09/2015	43,204.50	.000	11/15/2022	50,000.00	1.870	441
912833LK4	220347	2000	US TREASURY STRIP	01/20/2015	86,821.00	.000	11/15/2022	100,000.00	1.816	441
912833LK4	220433	2000	US TREASURY STRIP	01/26/2015	87,629.00	.000	11/15/2022	100,000.00	1.700	441
912833LK4	220454	2000	US TREASURY STRIP	01/26/2015	43,755.00	.000	11/15/2022	50,000.00	1.718	441
912833LK4	220473	2000	US TREASURY STRIP	01/26/2015	35,002.80	.000	11/15/2022	40,000.00	1.718	441
912833LK4	220502	2000	US TREASURY STRIP	01/27/2015	218,745.00	.000	11/15/2022	250,000.00	1.720	441
912833LK4	220606	2000	US TREASURY STRIP	01/29/2015	218,097.50	.000	11/15/2022	250,000.00	1.760	441
912833LK4	225015	2000	USTREASURYSTRIP	12/24/2015	216,370.00	.000	11/15/2022	250,000.00	2.107	441
912833LK4	225342	2000	USTREASURYSTRIP	02/04/2016	88,675.00	.000	11/15/2022	100,000.00	1.781	441
912833LK4	228571	2000	US TREASURY STRI ZERO-% 1	11/14/2016	17,303.68	.000	11/15/2022	19,000.00	1.564	441
912833LK4	229108	2000	S 0 11-15-22	01/12/2017	17,652.00	.000	11/15/2022	20,000.00	2.150	441
912833LK4	229110	2000	S 0 11-15-22	01/12/2017	17,652.00	.000	11/15/2022	20,000.00	2.150	441
912833LK4	229271	2000	S 0 11-15-22	01/26/2017	220,705.00	.000	11/15/2022	250,000.00	2.160	441
912833LK4	229397	2000	S 0 11-15-22	02/02/2017	35,246.80	.000	11/15/2022	40,000.00	2.200	441
912833LK4	234357	2000	S 0 11-15-22	11/16/2017	89,998.00	.000	11/15/2022	100,000.00	2.120	441
912833LK4	234930	2000	S 0 11-15-22	01/25/2018	35,601.20	.000	11/15/2022	40,000.00	2.440	441
912833LK4	235056	2000	S 0 11-15-22	02/02/2018	35,552.80	.000	11/15/2022	40,000.00	2.480	441
19416QEL0	237855	1030	CL 2 1-4 11-15-22 GMTN	08/20/2018	4,386,999.75	2.250	11/15/2022	4,515,000.00	2.967	441
912833LK4	243383	2000	S 0 11-15-22	11/15/2019	38,010.00	.000	11/15/2022	40,000.00	1.708	441
912833LK4	243623	2000	S 0 11-15-22	12/09/2019	38,217.20	.000	11/15/2022	40,000.00	1.560	441
912833LK4	243719	2000	S 0 11-15-22	12/16/2019	38,107.20	.000	11/15/2022	40,000.00	1.670	441
912833LK4	247326	2000	S 0 11-15-22	11/06/2020	39,418.40	.000	11/15/2022	40,000.00	.725	441
912833LK4	247466	2000	S 0 11-15-22	11/19/2020	79,759.20	.000	11/15/2022	80,000.00	.152	441
912833LK4	247631	2000	S 0 11-15-22	12/03/2020	39,899.20	.000	11/15/2022	40,000.00	.129	441
912833LK4	247783	2000	S 0 11-15-22	12/14/2020	39,915.64	.000	11/15/2022	40,000.00	.110	441
912833LK4	247843	2000	S 0 11-15-22	12/17/2020	39,946.40	.000	11/15/2022	40,000.00	.070	441
02665WCA7	237859	1030	HNDA 2.6 11-16-22 MTN	08/20/2018	1,785,005.28	2.600	11/16/2022	1,831,000.00	3.238	442
02665WCA7	237868	1030	HNDA 2.6 11-16-22 MTN	08/21/2018	976,210.00	2.600	11/16/2022	1,000,000.00	3.204	442
14913Q3C1	244044	1030	CAT 1.95 11-18-22 MTN	01/16/2020	5,007,450.00	1.950	11/18/2022	5,000,000.00	1.896	444
EC2100112	247557	3030	JASON RECKER	11/23/2020	175,000.00	.000	11/23/2022	175,000.00	.000	449
14913Q2E8	235618	1030	CAT 2.55 11-29-22 MTN	03/14/2018	4,877,700.00	2.550	11/29/2022	5,000,000.00	3.112	455



Run Date: 9/2/2021 8:33:06 AM

Investments Outstanding As Of Date: 8/31/2021

INVENTORY BY MATURITY REPORT

CUSIP	Investment #	Fund	Issuer	Purchase Date	Current Book	Current Rate	Maturity Date	Current Par	YTM	Days to Maturity
14913Q2E8	240328	1030	CAT 2.55 11-29-22 MTN	04/15/2019	4,975,700.00	2.550	11/29/2022	5,000,000.00	2.691	455
14913Q2E8	243857	1030	CAT 2.55 11-29-22 MTN	12/24/2019	6,008,796.00	2.550	11/29/2022	5,900,000.00	1.900	455
89236TEG6	250381	1030	TOYOTA FLOAT 0 11-29-22	05/10/2021	10,037,717.60	.521	11/29/2022	10,000,000.00	.219	455
912828M80	234483	1020	T 2 11-30-22	12/01/2017	9,952,792.00	2.000	11/30/2022	10,000,000.00	2.100	456
912828M80	234534	1020	T 2 11-30-22	12/11/2017	9,933,593.75	2.000	11/30/2022	10,000,000.00	2.142	456
912828M80	234617	1020	T 2 11-30-22	12/20/2017	9,896,093.75	2.000	11/30/2022	10,000,000.00	2.223	456
91282CAX9	250583	1020	T 0 1-8 11-30-22	05/24/2021	50,015,625.00	.125	11/30/2022	50,000,000.00	.104	456
91282CAX9	250596	1020	T 0 1-8 11-30-22	05/25/2021	50,013,671.88	.125	11/30/2022	50,000,000.00	.107	456
166764AB6	235349	1030	CVX 2.355 12-05-22	02/27/2018	4,867,050.00	2.355	12/05/2022	5,000,000.00	2.956	461
166764AB6	235506	1030	CVX 2.355 12-05-22	03/07/2018	1,458,390.00	2.355	12/05/2022	1,500,000.00	2.986	461
166764AB6	244053	1030	CVX 2.355 12-05-22	01/17/2020	5,075,450.00	2.355	12/05/2022	5,000,000.00	1.815	461
LD2100179	247820	3050	EICK GLOBAL GUAR INT SCHO	12/10/2020	32,089.00	.000	12/09/2022	32,089.00	.000	465
LD2100187	247841	3050	INDOOR ENVIRO SPECIALISTS	12/14/2020	38,368.03	.000	12/14/2022	38,368.03	.000	470
931142DU4	234520	1030	WMT 2.35 12-15-22	12/15/2017	4,986,200.00	2.350	12/15/2022	5,000,000.00	2.408	471
458140AM2	234546	1030	INTC 2.7 12-15-22	12/15/2017	5,047,250.00	2.700	12/15/2022	5,000,000.00	2.498	471
931142DU4	240064	1030	WMT 2.35 12-15-22	03/15/2019	4,936,800.00	2.350	12/15/2022	5,000,000.00	2.706	471
931142DU4	240260	1030	WMT 2.35 12-15-22	04/08/2019	4,959,895.50	2.350	12/15/2022	5,000,000.00	2.579	471
458140AM2	241019	1030	INTC 2.7 12-15-22	04/29/2019	4,042,951.50	2.700	12/15/2022	4,025,000.00	2.570	471
458140AM2	241226	1030	INTC 2.7 12-15-22	05/06/2019	6,181,399.69	2.700	12/15/2022	6,169,000.00	2.641	471
912828N30	234790	1020	T 2 1-8 12-31-22	01/10/2018	4,958,593.75	2.125	12/31/2022	5,000,000.00	2.302	487
912828N30	234811	1020	T 2 1-8 12-31-22	01/16/2018	4,942,187.50	2.125	12/31/2022	5,000,000.00	2.374	487
912828N30	234881	1020	T 2 1-8 12-31-22	01/22/2018	4,930,468.75	2.125	12/31/2022	5,000,000.00	2.425	487
912828N30	236831	1020	T 2 1-8 12-31-22	05/18/2018	9,659,375.00	2.125	12/31/2022	10,000,000.00	2.918	487
91282CBD2	250597	1020	T 0 1-8 12-31-22	05/25/2021	50,009,765.63	.125	12/31/2022	50,000,000.00	.113	487
91282CBD2	250711	1020	T 0 1-8 12-31-22	06/09/2021	25,006,835.94	.125	12/31/2022	25,000,000.00	.107	487
91282CBD2	250712	1020	T 0 1-8 12-31-22	06/09/2021	50,013,671.87	.125	12/31/2022	50,000,000.00	.107	487
24422EUA5	244306	1030	DE 2.7 01-06-23 MTN	02/07/2020	5,143,750.00	2.700	01/06/2023	5,000,000.00	1.685	493
89233P7F7	242229	1030	TOYOTA 2 5-8 01-10-23 MTN	08/07/2019	2,344,123.90	2.625	01/10/2023	2,294,000.00	1.962	497
037833DE7	240246	1030	AAPL 2.4 01-13-23	04/05/2019	4,956,750.00	2.400	01/13/2023	5,000,000.00	2.642	500
31359YCM7	173957	2000	FNMA STRIP	12/13/2005	130,752.99	.000	01/15/2023	317,000.00	5.250	502
88059ENC4	179702	2000	TVA STRIP	01/31/2007	63,690.00	.000	01/15/2023	150,000.00	5.441	502
EC2100252	248316	3030	SHANNA TOMON	01/20/2021	175,000.00	.000	01/20/2023	175,000.00	.000	507
EC2100302	248317	3030	PATRICK BUJNOCKI	01/20/2021	203,700.00	.000	01/20/2023	203,700.00	.000	507



Run Date: 9/2/2021 8:33:06 AM

Investments Outstanding As Of Date: 8/31/2021

INVENTORY BY MATURITY REPORT

CUSIP	Investment #	Fund	Issuer	Purchase Date	Current Book	Current Rate	Maturity Date	Current Par	YTM	Days to Maturity
EC2100260	248318	3030	KURT ANDERSON	01/20/2021	207,851.07	.000	01/20/2023	207,851.07	.000	507
EC2100286	248319	3030	KYLE JOHNSON	01/20/2021	209,951.00	.000	01/20/2023	209,951.00	.000	507
EC2100336	248320	3030	JOHN GRAFFEO	01/20/2021	266,000.00	.000	01/20/2023	266,000.00	.000	507
EC2100294	248321	3030	KATHERINE ZIEVERIN	01/20/2021	350,000.00	.000	01/20/2023	350,000.00	.000	507
EC2100278	248322	3030	MICHAEL KORTE	01/20/2021	50,000.00	.000	01/20/2023	50,000.00	.000	507
EC2100328	248323	3030	ANDREW BARTON	01/20/2021	50,000.00	.000	01/20/2023	50,000.00	.000	507
EC2100310	248324	3030	JAMES HARMON	01/20/2021	75,000.00	.000	01/20/2023	75,000.00	.000	507
90331HNL3	243294	1030	USB 2.85 01-23-23 BKNT	11/07/2019	2,146,851.25	2.850	01/23/2023	2,095,000.00	2.049	510
3133ELJN5	244142	1010	FFCB 1.64 01-24-23	01/24/2020	3,249,675.00	1.640	01/24/2023	3,250,000.00	1.643	511
3133ELJN5	244143	1010	FFCB 1.64 01-24-23	01/24/2020	4,999,250.00	1.640	01/24/2023	5,000,000.00	1.645	511
9128283U2	235035	1020	T 2 3-8 01-31-23	01/31/2018	4,978,125.00	2.375	01/31/2023	5,000,000.00	2.469	518
9128283U2	235899	1020	T 2 3-8 01-31-23	04/17/2018	14,789,062.50	2.375	01/31/2023	15,000,000.00	2.689	518
19416QEA4	235011	1030	CL 1.95 02-01-23 MTN	02/01/2018	9,647,400.00	1.950	02/01/2023	10,000,000.00	2.709	519
46513YCC0	235139	1010	ISRAEL BOND	02/15/2018	10,000,000.00	3.640	02/01/2023	10,000,000.00	3.640	519
46513YGQ5	235141	1010	ISRAEL BOND FLOATING RATE	02/15/2018	5,000,000.00	1.313	02/01/2023	5,000,000.00	1.313	519
31358CZ90	143510	2000	FNMA STRIP	08/10/2000	471,386.65	.000	02/07/2023	2,135,000.00	6.830	525
313490CK8	49399	2000	FED JUDICIARY	03/30/1998	716,040.00	.000	02/15/2023	3,400,000.00	6.362	533
912833LL2	180370	2000	US TREASURY STRIP	04/03/2007	22,905.50	.000	02/15/2023	50,000.00	4.980	533
912833LL2	180522	2000	US TREASURY STRIP	04/12/2007	45,059.00	.000	02/15/2023	100,000.00	5.095	533
912833LL2	180738	2000	US TREASURY STRIP	04/30/2007	46,014.00	.000	02/15/2023	100,000.00	4.975	533
912833LL2	184840	2000	US TREASURY STRIP	02/28/2008	4,939.02	.000	02/15/2023	10,000.00	4.770	533
912833LL2	185230	2000	US TREASURY STRIP	03/27/2008	5,210.00	.000	02/15/2023	10,000.00	4.428	533
912833LL2	185273	2000	US TREASURY STRIP	03/28/2008	25,818.50	.000	02/15/2023	50,000.00	4.490	533
912833LL2	185599	2000	US TREASURY STRIP	04/16/2008	26,218.00	.000	02/15/2023	50,000.00	4.400	533
912833LL2	185618	2000	US TREASURY STRIP	04/16/2008	5,260.00	.000	02/15/2023	10,000.00	4.379	533
912833LL2	185885	2000	US TREASURY STRIP	04/28/2008	12,570.50	.000	02/15/2023	25,000.00	4.700	533
912833LL2	190599	2000	US TREASURY STRIP	02/27/2009	28,794.50	.000	02/15/2023	50,000.00	3.990	533
912833LL2	190830	2000	US TREASURY STRIP	03/20/2009	28,901.50	.000	02/15/2023	50,000.00	3.980	533
912833LL2	190956	2000	US TREASURY STRIP	03/30/2009	59,081.00	.000	02/15/2023	100,000.00	3.827	533
912833LL2	191122	2000	US TREASURY STRIP	04/13/2009	3,000.00	.000	02/15/2023	5,000.00	3.725	533
912803BB8	191213	2000	US TREASURY STRIP (P)	04/16/2009	29,076.50	.000	02/15/2023	50,000.00	3.957	533
912803BB8	191860	2000	US TREASURY STRIP (P)	04/24/2009	29,230.00	.000	02/15/2023	50,000.00	3.925	533
912833LL2	194858	2000	US TREASURY STRIP	02/08/2010	56,026.00	.000	02/15/2023	100,000.00	4.500	533



Run Date: 9/2/2021 8:33:06 AM

Investments Outstanding As Of Date: 8/31/2021

INVENTORY BY MATURITY REPORT

CUSIP	Investment #	Fund	Issuer	Purchase Date	Current Book	Current Rate	Maturity Date	Current Par	YTM	Days to Maturity
912833LL2	195183	2000	US TREASURY STRIP	03/03/2010	28,166.50	.000	02/15/2023	50,000.00	4.479	533
912833LL2	195390	2000	US TREASURY STRIP	03/12/2010	56,065.00	.000	02/15/2023	100,000.00	4.525	533
912833LL2	195859	2000	US TREASURY STRIP	04/08/2010	27,596.50	.000	02/15/2023	50,000.00	4.677	533
912833LL2	196884	2000	US TREASURY STRIP	04/30/2010	28,595.50	.000	02/15/2023	50,000.00	4.415	533
912833LL2	203858	2000	US TREASURY STRIP	02/28/2011	30,677.50	.000	02/15/2023	50,000.00	4.125	533
912833LL2	204505	2000	US TREASURY STRIP	04/12/2011	60,977.00	.000	02/15/2023	100,000.00	4.220	533
912833LL2	205418	2000	US TREASURY STRIP	05/05/2011	63,064.00	.000	02/15/2023	100,000.00	3.952	533
912833LL2	208701	2000	US TREASURY STRIP	02/16/2012	38,882.00	.000	02/15/2023	50,000.00	2.300	533
912833LL2	208872	2000	US TREASURY STRIP	03/05/2012	78,016.00	.000	02/15/2023	100,000.00	2.281	533
912833LL2	209011	2000	US TREASURY STRIP	03/19/2012	37,599.00	.000	02/15/2023	50,000.00	2.630	533
912833LL2	209136	2000	US TREASURY STRIP	04/05/2012	38,044.00	.000	02/15/2023	50,000.00	2.532	533
912833LL2	209928	2000	US TREASURY STRIP	04/30/2012	39,096.50	.000	02/15/2023	50,000.00	2.292	533
912833LL2	213288	2000	US TREASURY STRIP	03/25/2013	40,822.50	.000	02/15/2023	50,000.00	2.060	533
912833LL2	213360	2000	US TREASURY STRIP	03/28/2013	81,786.00	.000	02/15/2023	100,000.00	2.044	533
912833LL2	213437	2000	US TREASURY STRIP	04/04/2013	41,317.50	.000	02/15/2023	50,000.00	1.942	533
912833LL2	213504	2000	US TREASURY STRIP	04/12/2013	83,508.00	.000	02/15/2023	100,000.00	1.839	533
912833LL2	214255	2000	US TREASURY STRIP	05/02/2013	84,236.00	.000	02/15/2023	100,000.00	1.760	533
912833LL2	216910	2000	US TREASURY STRIP	03/21/2014	197,055.00	.000	02/15/2023	250,000.00	2.690	533
912833LL2	220875	2000	US TREASURY STRIP	02/13/2015	34,244.80	.000	02/15/2023	40,000.00	1.950	533
912833LL2	222349	2000	US TREASURY STRIP	04/30/2015	34,650.80	.000	02/15/2023	40,000.00	1.850	533
912833LL2	225732	2000	USTREASURYSTRIP	03/17/2016	35,260.80	.000	02/15/2023	40,000.00	1.832	533
912833LL2	225759	2000	USTREASURYSTRIP	03/17/2016	16,089.93	.000	02/15/2023	18,250.00	1.830	533
912833LL2	229651	2000	S 0 02-15-23	02/24/2017	45,627.40	.000	02/15/2023	52,000.00	2.200	533
912833LL2	230017	2000	S 0 02-15-23	03/24/2017	350,920.00	.000	02/15/2023	400,000.00	2.232	533
912833LL2	230131	2000	S 0 02-15-23	03/30/2017	220,037.50	.000	02/15/2023	250,000.00	2.183	533
912833LL2	230237	2000	S 0 02-15-23	04/06/2017	44,186.00	.000	02/15/2023	50,000.00	2.120	533
912833LL2	230353	2000	S 0 02-15-23	04/17/2017	35,463.20	.000	02/15/2023	40,000.00	2.075	533
912833LL2	230988	2000	S 0 02-15-23	04/28/2017	221,975.00	.000	02/15/2023	250,000.00	2.060	533
912833LL2	235197	2000	S 0 02-15-23	02/15/2018	35,170.80	.000	02/15/2023	40,000.00	2.590	533
912833LL2	235366	2000	S 0 02-15-23	03/01/2018	35,136.80	.000	02/15/2023	40,000.00	2.630	533
912833LL2	235391	2000	S 0 02-15-23	03/01/2018	35,097.20	.000	02/15/2023	40,000.00	2.653	533
912833LL2	235451	2000	S 0 02-15-23	03/05/2018	175,084.00	.000	02/15/2023	200,000.00	2.706	533
912833LL2	235524	2000	S 0 02-15-23	03/08/2018	35,117.60	.000	02/15/2023	40,000.00	2.652	533



Run Date: 9/2/2021 8:33:06 AM

Investments Outstanding As Of Date: 8/31/2021

INVENTORY BY MATURITY REPORT

CUSIP	Investment #	Fund	Issuer	Purchase Date	Current Book	Current Rate	Maturity Date	Current Par	YTM	Days to Maturity
912833LL2	236306	2000	S 0 02-15-23	04/26/2018	34,912.80	.000	02/15/2023	40,000.00	2.850	533
912833LL2	244733	2000	S 0 02-15-23	03/19/2020	39,488.80	.000	02/15/2023	40,000.00	.443	533
912833LL2	244836	2000	S 0 02-15-23	04/02/2020	24,821.25	.000	02/15/2023	25,000.00	.250	533
912833LL2	249109	2000	S 0 02-15-23	03/12/2021	39,911.20	.000	02/15/2023	40,000.00	.115	533
912833LL2	249137	2000	S 0 02-15-23	03/12/2021	79,822.40	.000	02/15/2023	80,000.00	.115	533
912833LL2	250111	2000	S 0 02-15-23	05/03/2021	39,926.00	.000	02/15/2023	40,000.00	.104	533
GN2100272	248786	3050	Hatchers Greenhouse Inc	02/19/2021	297,117.47	.000	02/17/2023	297,117.47	.000	535
GN2100280	248787	3050	Macra Trucking Inc	02/19/2021	83,000.00	.000	02/17/2023	83,000.00	.000	535
GN2100298	248849	3050	EDDIES LAWN AND LANDSCAP	02/23/2021	20,349.81	.000	02/23/2023	20,349.81	.000	541
GN2100306	248928	3050	Dover Tank and Plate Co	02/25/2021	304,632.64	.000	02/24/2023	304,632.64	.000	542
30231GAR3	238864	1030	XOM 2.726 03-01-23	11/09/2018	2,915,490.00	2.726	03/01/2023	3,000,000.00	3.434	547
30231GAR3	240220	1030	XOM 2.726 03-01-23	04/04/2019	5,032,750.00	2.726	03/01/2023	5,000,000.00	2.549	547
713448CG1	241319	1030	PEP 2 3-4 03-01-23	05/14/2019	5,032,600.00	2.750	03/01/2023	5,000,000.00	2.568	547
478160BT0	242743	1030	JNJ 2.05 03-01-23	09/17/2019	5,014,773.70	2.050	03/01/2023	5,000,000.00	1.961	547
30231GAR3	244350	1030	XOM 2.726 03-01-23	02/13/2020	5,154,750.00	2.726	03/01/2023	5,000,000.00	1.681	547
30231GAR3	244657	1030	XOM 2.726 03-01-23	03/11/2020	10,288,600.00	2.726	03/01/2023	10,000,000.00	1.726	547
478160BT0	244685	1030	JNJ 2.05 03-01-23	03/13/2020	8,704,000.00	2.050	03/01/2023	8,500,000.00	1.224	547
084670BR8	235499	1030	BRK 2 3-4 03-15-23	03/15/2018	4,940,550.00	2.750	03/15/2023	5,000,000.00	3.008	561
084670BR8	235908	1030	BRK 2 3-4 03-15-23	04/19/2018	4,904,850.00	2.750	03/15/2023	5,000,000.00	3.172	561
084670BR8	241018	1030	BRK 2 3-4 03-15-23	04/29/2019	5,016,850.00	2.750	03/15/2023	5,000,000.00	2.658	561
084670BR8	242547	1030	BRK 2 3-4 03-15-23	09/03/2019	2,581,250.00	2.750	03/15/2023	2,500,000.00	1.796	561
88579YAX9	242555	1030	MMM 2 1-4 03-15-23 MTN	09/04/2019	5,072,500.00	2.250	03/15/2023	5,000,000.00	1.824	561
084670BR8	245531	1030	BRK 2.75 3-15-2023	04/23/2020	10,588,100.00	2.750	03/15/2023	10,000,000.00	.694	561
9128284D9	235878	1020	T 2 1-2 03-31-23	04/13/2018	9,931,250.00	2.500	03/31/2023	10,000,000.00	2.649	577
9128284D9	235907	1020	T 2 1-2 03-31-23	04/18/2018	9,911,718.75	2.500	03/31/2023	10,000,000.00	2.691	577
9128284D9	236242	1020	T 2 1-2 03-31-23	04/20/2018	9,884,375.00	2.500	03/31/2023	10,000,000.00	2.751	577
9128284D9	236444	1020	T 2 1-2 03-31-23	04/25/2018	4,922,265.63	2.500	03/31/2023	5,000,000.00	2.840	577
912828Q29	242288	1020	T 1 1-2 03-31-23	08/09/2019	14,956,640.63	1.500	03/31/2023	15,000,000.00	1.582	577
677522U51	244120	1010	OPFC Veterans Compensation	02/05/2020	4,665,000.00	1.747	04/01/2023	4,665,000.00	1.747	578
46513JCG4	244952	1010	ISRAEL BOND 4-1-23 1.54	04/15/2020	20,000,000.00	1.540	04/01/2023	20,000,000.00	1.540	578
24422EVE6	244646	1030	DE 1.2 04-06-23 MTN	03/10/2020	5,024,250.00	1.200	04/06/2023	5,000,000.00	1.039	583
RE2100197	249504	3040	VANOVER TRUCKING LLC	04/13/2021	172,250.00	.001	04/13/2023	172,250.00	.001	590
RE2100205	249527	3040	Vanover Trucking LLC	04/15/2021	36,000.00	.000	04/14/2023	36,000.00	.000	591



Run Date: 9/2/2021 8:33:06 AM

Investments Outstanding As Of Date: 8/31/2021

INVENTORY BY MATURITY REPORT

CUSIP	Investment #	Fund	Issuer	Purchase Date	Current Book	Current Rate	Maturity Date	Current Par	YTM	Days to Maturity
3137EAEQ8	245481	1010	FHLMC 0 3-8 04-20-23	04/21/2020	14,975,400.00	.375	04/20/2023	15,000,000.00	.430	597
GN2100389	250065	3050	Liam Patrick Properties	04/23/2021	400,000.00	.000	04/21/2023	400,000.00	.000	598
9128284L1	237508	1020	T 2 3-4 04-30-23	07/18/2018	9,999,609.38	2.750	04/30/2023	10,000,000.00	2.750	607
91282CBX8	250942	1020	T 0 1-8 04-30-23	06/25/2021	29,937,890.63	.125	04/30/2023	30,000,000.00	.237	607
19416QEC0	236538	1030	CL 2.1 05-01-23 MTN	05/02/2018	6,664,490.00	2.100	05/01/2023	7,000,000.00	3.144	608
19416QEC0	240063	1030	CL 2.1 05-01-23 MTN	03/15/2019	4,888,250.00	2.100	05/01/2023	5,000,000.00	2.675	608
594918AT1	245532	1030	MSFT 2.375 5-1-2023	04/23/2020	10,502,573.90	2.375	05/01/2023	10,000,000.00	.692	608
037833AK6	244639	1030	AAPL 2.4 05-03-23	03/10/2020	1,563,930.00	2.400	05/03/2023	1,500,000.00	1.020	610
GN2100397	250399	3050	Ziehler Landscaping LLC	05/07/2021	119,908.92	.001	05/05/2023	119,908.92	.001	612
GN2100405	250429	3050	J DeBrullin Co Inc	05/11/2021	60,000.00	.000	05/11/2023	60,000.00	.000	618
GN2100413	250469	3050	Cloverleaf Mechanical LLC.	05/14/2021	60,500.00	.000	05/12/2023	60,500.00	.000	619
912833LN8	181169	2000	US TREASURY STRIP	05/31/2007	22,092.00	.000	05/15/2023	50,000.00	5.185	622
912833LN8	181417	2000	US TREASURY STRIP	06/26/2007	21,380.50	.000	05/15/2023	50,000.00	5.420	622
912833LN8	181558	2000	US TREASURY STRIP	07/06/2007	21,843.00	.000	05/15/2023	50,000.00	5.291	622
912833LN8	181864	2000	US TREASURY STRIP	07/30/2007	44,452.00	.000	05/15/2023	100,000.00	5.200	622
912833LN8	186336	2010	US TREASURY STRIP	05/22/2008	3,749,099.68	.000	05/15/2023	7,538,000.00	4.717	622
912833LN8	186422	2000	US TREASURY STRIP	05/27/2008	25,055.00	.000	05/15/2023	50,000.00	4.670	622
912833LN8	186667	2000	US TREASURY STRIP	06/09/2008	13,580.25	.000	05/15/2023	25,000.00	4.129	622
912833LN8	187230	2000	US TREASURY STRIP	07/11/2008	5,062.10	.000	05/15/2023	10,000.00	4.639	622
912833LN8	192218	2000	US TREASURY STRIP	05/13/2009	81,210.00	.000	05/15/2023	150,000.00	4.429	622
912833LN8	193237	2000	US TREASURY STRIP	08/18/2009	26,764.00	.000	05/15/2023	50,000.00	4.600	622
912833LN8	197102	2000	US TREASURY STRIP	05/11/2010	177,569.35	.000	05/15/2023	306,000.00	4.227	622
912833LN8	197197	2000	US TREASURY STRIP	05/14/2010	14,466.00	.000	05/15/2023	25,000.00	4.252	622
912833LN8	198377	2000	US TREASURY STRIP	06/30/2010	30,733.00	.000	05/15/2023	50,000.00	3.816	622
912833LN8	198704	2000	US TREASURY STRIP	07/13/2010	61,200.00	.000	05/15/2023	100,000.00	3.861	622
912833LN8	205477	2000	US TREASURY STRIP	05/09/2011	62,720.00	.000	05/15/2023	100,000.00	3.920	622
912833LN8	206122	2000	US TREASURY STRIP	06/13/2011	64,973.00	.000	05/15/2023	100,000.00	3.650	622
912833LN8	206332	2000	US TREASURY STRIP	06/23/2011	32,480.50	.000	05/15/2023	50,000.00	3.660	622
912833LN8	206374	2000	US TREASURY STRIP	06/27/2011	32,419.50	.000	05/15/2023	50,000.00	3.679	622
912833LN8	210181	2000	US TREASURY STRIP	05/16/2012	39,408.00	.000	05/15/2023	50,000.00	2.176	622
912833LN8	210396	2000	US TREASURY STRIP	06/06/2012	41,171.50	.000	05/15/2023	50,000.00	1.784	622
912833LN8	210602	2000	US TREASURY STRIP	06/25/2012	40,402.50	.000	05/15/2023	50,000.00	1.967	622
912833LN8	214706	2000	US TREASURY STRIP	06/17/2013	39,743.50	.000	05/15/2023	50,000.00	2.330	622



Run Date: 9/2/2021 8:33:06 AM

Investments Outstanding As Of Date: 8/31/2021

INVENTORY BY MATURITY REPORT

CUSIP	Investment #	Fund	Issuer	Purchase Date	Current Book	Current Rate	Maturity Date	Current Par	YTM	Days to Maturity
912833LN8	218185	2000	US TREASURY STRIP	06/26/2014	39,605.50	.000	05/15/2023	50,000.00	2.640	622
912833LN8	218211	2000	US TREASURY STRIP	06/27/2014	39,528.50	.000	05/15/2023	50,000.00	2.663	622
912833LN8	218581	2000	US TREASURY STRIP	07/31/2014	40,155.00	.000	05/15/2023	50,000.00	2.510	622
912833LN8	222626	2000	US TREASURY STRIP	05/21/2015	210,577.50	.000	05/15/2023	250,000.00	2.161	622
912833LN8	226888	2000	US TREASURY STRI ZERO-% 5	05/26/2016	106,412.40	.000	05/15/2023	120,000.00	1.732	622
912833LN8	227315	2000	US TREASURY STRI ZERO-% 5	07/15/2016	45,576.50	.000	05/15/2023	50,000.00	1.360	622
912833LN8	227499	2000	US TREASURY STRI ZERO-% 5	07/29/2016	36,246.80	.000	05/15/2023	40,000.00	1.455	622
912833LN8	227670	2000	US TREASURY STRI ZERO-% 5	08/12/2016	90,637.00	.000	05/15/2023	100,000.00	1.460	622
912833LN8	231305	2000	S 0 05-15-23	05/11/2017	35,162.40	.000	05/15/2023	40,000.00	2.156	622
912833LN8	231589	2000	S 0 05-15-23	06/02/2017	35,522.00	.000	05/15/2023	40,000.00	2.005	622
912833LN8	237032	2000	S 0 05-15-23	06/14/2018	34,819.60	.000	05/15/2023	40,000.00	2.840	622
912833LN8	237317	2000	S 0 05-15-23	07/06/2018	34,985.20	.000	05/15/2023	40,000.00	2.776	622
912833LN8	237406	2000	S 0 05-15-23	07/12/2018	35,001.60	.000	05/15/2023	40,000.00	2.776	622
912828VB3	239254	1020	T 1 3-4 05-15-23	12/21/2018	9,622,656.25	1.750	05/15/2023	10,000,000.00	2.664	622
912833LN8	241256	2000	S 0 05-15-23	05/09/2019	36,504.00	.000	05/15/2023	40,000.00	2.290	622
912833LN8	241680	2000	S 0 05-15-23	06/21/2019	37,252.80	.000	05/15/2023	40,000.00	1.833	622
912833LN8	241905	2000	S 0 05-15-23	07/11/2019	37,274.00	.000	05/15/2023	40,000.00	1.844	622
912833LN8	242043	2000	S 0 05-15-23	07/22/2019	233,125.00	.000	05/15/2023	250,000.00	1.840	622
912833LN8	242099	2000	S 0 05-15-23	07/26/2019	37,396.40	.000	05/15/2023	40,000.00	1.777	622
912833LN8	245845	2000	S 0 05-15-23	05/18/2020	39,763.20	.000	05/15/2023	40,000.00	.199	622
912833LN8	246025	2000	S 0 05-15-23	06/12/2020	39,724.80	.000	05/15/2023	40,000.00	.236	622
912833LN8	246087	2000	S 0 05-15-23	06/19/2020	39,761.20	.000	05/15/2023	40,000.00	.206	622
912833LN8	246250	2000	S 0 05-15-23	07/16/2020	39,808.00	.000	05/15/2023	40,000.00	.170	622
912833LN8	246261	2000	S 0 05-15-23	07/16/2020	39,808.00	.000	05/15/2023	40,000.00	.170	622
912833LN8	246315	2000	S 0 05-15-23	07/20/2020	39,814.40	.000	05/15/2023	40,000.00	.165	622
912833LN8	250338	2000	S 0 05-15-23	05/10/2021	79,815.20	.000	05/15/2023	80,000.00	.115	622
912833LN8	250714	2000	S 0 05-15-23	06/11/2021	39,923.20	.000	05/15/2023	40,000.00	.100	622
912833LN8	251114	2000	S 0 05-15-23	07/15/2021	39,871.20	.000	05/15/2023	40,000.00	.176	622
912833LN8	251138	2000	S 0 05-15-23	07/15/2021	199,408.00	.000	05/15/2023	200,000.00	.162	622
912833LN8	251351	2000	S 0 05-15-23	07/30/2021	39,913.20	.000	05/15/2023	40,000.00	.121	622
912833LN8	251384	2000	S 0 05-15-23	08/02/2021	99,795.00	.000	05/15/2023	100,000.00	.115	622
166764BK5	238919	1030	CVX 2.566 05-16-23	11/16/2018	2,401,650.00	2.566	05/16/2023	2,500,000.00	3.519	623
9128284S6	238481	1020	T 2 3-4 05-31-23	10/04/2018	9,907,812.50	2.750	05/31/2023	10,000,000.00	2.963	638



Run Date: 9/2/2021 8:33:06 AM

Investments Outstanding As Of Date: 8/31/2021

INVENTORY BY MATURITY REPORT

CUSIP	Investment #	Fund	Issuer	Purchase Date	Current Book	Current Rate	Maturity Date	Current Par	YTM	Days to Maturity
912828R69	250491	1020	T 1 5-8 05-31-23	05/18/2021	15,447,070.31	1.625	05/31/2023	15,000,000.00	.158	638
91282CCD1	250943	1020	T 0 1-8 05-31-23	06/25/2021	19,952,343.75	.125	05/31/2023	20,000,000.00	.249	638
GN2100454	250653	3050	Delta Logistics Inc	06/02/2021	152,825.00	.000	06/02/2023	152,825.00	.000	640
GN2100447	250654	3050	Ohio Valley Animal Clinic LLC	06/02/2021	34,223.07	.000	06/02/2023	34,223.07	.000	640
GN2100462	250671	3050	Art Galvanizing Works Inc	06/03/2021	150,802.00	.000	06/02/2023	150,802.00	.000	640
3133EET67	244957	1010	FFCB 2.3 06-05-23	04/13/2020	10,558,700.00	2.300	06/05/2023	10,000,000.00	.507	643
24422EUHO	236968	1030	DE 3.45 06-07-23 GMTN	06/07/2018	2,007,760.00	3.450	06/07/2023	2,000,000.00	3.365	645
GN2100470	250855	3050	Hoover Nursery Landscaping I	06/18/2021	14,526.00	.000	06/16/2023	14,526.00	.000	654
166764AH3	237293	1030	CVX 3.191 06-24-23	06/29/2018	5,729,067.52	3.191	06/24/2023	5,753,000.00	3.282	662
166764AH3	244669	1030	CVX 3.191 06-24-23	03/12/2020	10,490,400.00	3.191	06/24/2023	10,000,000.00	1.650	662
931142EK5	238626	1030	WMT 3.4 06-26-23	10/19/2018	4,996,950.00	3.400	06/26/2023	5,000,000.00	3.413	664
931142EK5	238647	1030	WMT 3.4 06-26-23	10/22/2018	4,986,150.00	3.400	06/26/2023	5,000,000.00	3.464	664
931142EK5	240013	1030	WMT 3.4 06-26-23	03/07/2019	7,139,440.00	3.400	06/26/2023	7,000,000.00	2.903	664
GN2100488	250985	3050	Environmental Doctor	06/29/2021	17,129.64	.000	06/29/2023	17,129.64	.000	667
GN2100496	250986	3050	Environmental Doctor	06/29/2021	27,284.10	.000	06/29/2023	27,284.10	.000	667
9128284U1	237586	1020	T 2 5-8 06-30-23	07/25/2018	9,907,812.50	2.625	06/30/2023	10,000,000.00	2.826	668
912828S35	242290	1020	T 1 3-8 06-30-23	08/09/2019	14,896,875.00	1.375	06/30/2023	15,000,000.00	1.558	668
GN2200049	251204	3050	Concrete Coring Company INC	07/15/2021	17,594.97	.000	07/14/2023	17,594.97	.000	682
3134A4NB6	158997	2000	FHLMC STRIP	01/23/2003	1,006,230.00	.000	07/15/2023	3,400,000.00	6.035	683
90331HNV1	237782	1030	USB 3.4 07-24-23 BKNT	08/10/2018	4,999,950.00	3.400	07/24/2023	5,000,000.00	3.400	692
90331HNV1	239090	1030	USB 3.4 07-24-23 BKNT	12/10/2018	4,980,150.00	3.400	07/24/2023	5,000,000.00	3.493	692
GN2200056	251349	3050	Oakley Blacktop Inc	07/27/2021	55,782.55	.000	07/27/2023	55,782.55	.000	695
912828S92	241975	1020	T 1 1-4 07-31-23	07/15/2019	9,764,062.50	1.250	07/31/2023	10,000,000.00	1.858	699
912828S92	242682	1020	T 1 1-4 07-31-23	09/10/2019	9,907,812.50	1.250	07/31/2023	10,000,000.00	1.495	699
912828S92	250958	1020	T 1 1-4 07-31-23	06/25/2021	30,618,750.00	1.250	07/31/2023	30,000,000.00	.264	699
31358C2A3	108978	2000	FNMA STRIP	06/28/1999	591,450.00	.000	08/07/2023	3,000,000.00	6.849	706
594918BQ6	240012	1030	MSFT 2 08-08-23	03/07/2019	9,680,800.00	2.000	08/08/2023	10,000,000.00	2.772	707
594918BQ6	241792	1030	MSFT 2 08-08-23	06/28/2019	4,998,600.00	2.000	08/08/2023	5,000,000.00	2.007	707
594918BQ6	244688	1030	MSFT 2 08-08-23	03/13/2020	2,323,210.50	2.000	08/08/2023	2,265,000.00	1.226	707
3135G05R0	246531	1010	FNMA 0.3 08-10-23	08/12/2020	9,991,000.00	.300	08/10/2023	10,000,000.00	.330	709
3135G05R0	246544	1010	FNMA 0.3 08-10-23	08/13/2020	9,980,600.00	.300	08/10/2023	10,000,000.00	.365	709
3135G05R0	246545	1010	FNMA 0.3 08-10-23	08/13/2020	9,985,000.00	.300	08/10/2023	10,000,000.00	.350	709
RE2200054	251564	3040	Buckeye Biogas LLC	08/10/2021	550,000.00	.000	08/10/2023	550,000.00	.000	709



Run Date: 9/2/2021 8:33:06 AM

Investments Outstanding As Of Date: 8/31/2021

INVENTORY BY MATURITY REPORT

CUSIP	Investment #	Fund	Issuer	Purchase Date	Current Book	Current Rate	Maturity Date	Current Par	YTM	Days to Maturity
RE2200062	251565	3040	Collinwood BioEnergy LLC	08/10/2021	550,000.00	.000	08/10/2023	550,000.00	.000	709
RE2200047	251566	3040	Three Creek BioEnergy LLC	08/10/2021	550,000.00	.000	08/10/2023	550,000.00	.000	709
RE2200070	251567	3040	Zanesville Energy LLC	08/10/2021	550,000.00	.000	08/10/2023	550,000.00	.000	709
RE2200088	251568	3040	quasar energy group LLC	08/10/2021	990,000.00	.000	08/10/2023	990,000.00	.000	709
RE2200096	251569	3040	Quasar Properties LLC	08/10/2021	990,000.00	.000	08/10/2023	990,000.00	.000	709
RE2200104	251570	3040	Independence Services Inc	08/10/2021	550,000.00	.000	08/10/2023	550,000.00	.000	709
89236THF5	247727	1030	TOYOTA .50 8-14-23	12/07/2020	3,176,750.92	.500	08/14/2023	3,164,000.00	.349	713
89236THF5	249069	1030	TOYOTA 0 1-2 08-14-23 MTN	03/09/2021	7,021,140.00	.500	08/14/2023	7,000,000.00	.375	713
912833LMO	178335	2000	US TREASURY STRIP	10/04/2006	22,029.00	.000	08/15/2023	50,000.00	4.920	714
912833LMO	178589	2000	US TREASURY STRIP	10/26/2006	59,534.58	.000	08/15/2023	138,000.00	5.066	714
912833LMO	178999	2000	US TREASURY STRIP	11/28/2006	22,591.50	.000	08/15/2023	50,000.00	4.810	714
912833LMO	182223	2000	US TREASURY STRIP	08/28/2007	44,963.00	.000	08/15/2023	100,000.00	5.070	714
912833LMO	182554	2000	US TREASURY STRIP	09/25/2007	44,750.00	.000	08/15/2023	100,000.00	5.125	714
912833LMO	182759	2000	US TREASURY STRIP	10/05/2007	46,008.00	.000	08/15/2023	100,000.00	4.955	714
912833LMO	188070	2000	US TREASURY STRIP	09/15/2008	26,175.00	.000	08/15/2023	50,000.00	4.387	714
912833LMO	188165	2010	US TREASURY STRIP	09/22/2008	311,149.44	.000	08/15/2023	576,000.00	4.177	714
912833LMO	193256	2000	US TREASURY STRIP	08/18/2009	53,283.25	.000	08/15/2023	100,000.00	4.550	714
912833LMO	199563	2000	US TREASURY STRIP	08/13/2010	31,177.00	.000	08/15/2023	50,000.00	3.665	714
912833LMO	200626	2000	US TREASURY STRIP	09/24/2010	64,220.00	.000	08/15/2023	100,000.00	3.465	714
912833LMO	207493	2000	US TREASURY STRIP	09/23/2011	37,299.00	.000	08/15/2023	50,000.00	2.479	714
912833LMO	207863	2000	US TREASURY STRIP	10/31/2011	72,805.00	.000	08/15/2023	100,000.00	2.710	714
912833LMO	207916	2000	US TREASURY STRIP	11/03/2011	36,347.00	.000	08/15/2023	50,000.00	2.725	714
912833LMO	211242	2000	US TREASURY STRIP	08/17/2012	40,209.00	.000	08/15/2023	50,000.00	1.992	714
912833LMO	211302	2000	US TREASURY STRIP	08/22/2012	79,422.00	.000	08/15/2023	100,000.00	2.109	714
912833LMO	215297	2000	US TREASURY STRIP	08/16/2013	37,531.00	.000	08/15/2023	50,000.00	2.890	714
912833LMO	215620	2000	US TREASURY STRIP	09/26/2013	37,660.50	.000	08/15/2023	50,000.00	2.887	714
912833LMO	215884	2000	US TREASURY STRIP	11/01/2013	77,061.00	.000	08/15/2023	100,000.00	2.680	714
912833LMO	218839	2000	US TREASURY STRIP	08/28/2014	321,552.00	.000	08/15/2023	400,000.00	2.450	714
912833LMO	219031	2000	US TREASURY STRIP	09/18/2014	79,200.00	.000	08/15/2023	100,000.00	2.635	714
912833LMO	219292	2000	US TREASURY STRIP	10/17/2014	32,772.80	.000	08/15/2023	40,000.00	2.270	714
912833LMO	224331	2000	USTREASURYSTRIP	10/08/2015	85,898.00	.000	08/15/2023	100,000.00	1.945	714
912833LMO	224485	2000	USTREASURYSTRIP	10/22/2015	85,928.00	.000	08/15/2023	100,000.00	1.950	714
912833LMO	224554	2000	USTREASURYSTRIP	10/29/2015	34,293.60	.000	08/15/2023	40,000.00	1.984	714



Run Date: 9/2/2021 8:33:06 AM

Investments Outstanding As Of Date: 8/31/2021

INVENTORY BY MATURITY REPORT

CUSIP	Investment #	Fund	Issuer	Purchase Date	Current Book	Current Rate	Maturity Date	Current Par	YTM	Days to Maturity
912833LMO	228091	2000	US TREASURY STRI ZERO-% 8	09/23/2016	44,982.00	.000	08/15/2023	50,000.00	1.540	714
912833LMO	228287	2000	US TREASURY STRI ZERO-% 8	10/14/2016	223,737.50	.000	08/15/2023	250,000.00	1.630	714
912833LMO	234130	2000	S 0 08-15-23	10/26/2017	35,270.00	.000	08/15/2023	40,000.00	2.180	714
912833LMO	234154	2000	S 0 08-15-23	10/26/2017	44,087.50	.000	08/15/2023	50,000.00	2.180	714
912833LMO	234189	2000	S 0 08-15-23	10/27/2017	22,019.75	.000	08/15/2023	25,000.00	2.200	714
912833LMO	237892	2000	S 0 08-15-23	08/23/2018	104,796.00	.000	08/15/2023	120,000.00	2.740	714
912833LMO	237919	2000	S 0 08-15-23	08/23/2018	34,949.20	.000	08/15/2023	40,000.00	2.730	714
912833LMO	237932	2000	S 0 08-15-23	08/23/2018	218,420.00	.000	08/15/2023	250,000.00	2.731	714
742718EB1	238084	1030	PG 3.1 08-15-23	08/31/2018	3,778,926.00	3.100	08/15/2023	3,775,000.00	3.077	714
912833LMO	238209	2000	S 0 08-15-23	09/13/2018	34,833.60	.000	08/15/2023	40,000.00	2.830	714
912833LMO	238690	2000	S 0 08-15-23	10/25/2018	345,784.00	.000	08/15/2023	400,000.00	3.053	714
912833LMO	242340	2000	S 0 08-15-23	08/19/2019	23,553.25	.000	08/15/2023	25,000.00	1.500	714
912833LMO	242569	2000	S 0 08-15-23	09/06/2019	94,802.00	.000	08/15/2023	100,000.00	1.359	714
912833LMO	242662	2000	S 0 08-15-23	09/12/2019	75,412.00	.000	08/15/2023	80,000.00	1.511	714
912833LMO	242799	2000	S 0 08-15-23	09/23/2019	234,450.00	.000	08/15/2023	250,000.00	1.656	714
912833LMO	246477	2000	S 0 08-15-23	08/10/2020	39,822.00	.000	08/15/2023	40,000.00	.148	714
912833LMO	246782	2000	US Treasury Strip 08,15,2023	09/18/2020	79,663.55	.000	08/15/2023	80,000.00	.145	714
912833LMO	247002	2000	S 0 08-15-23	10/13/2020	39,796.00	.000	08/15/2023	40,000.00	.180	714
912833LMO	247129	2000	S 0 08-15-23	10/22/2020	39,802.39	.000	08/15/2023	40,000.00	.176	714
912833LMO	251646	2000	S 0 08-15-23	08/19/2021	39,865.20	.000	08/15/2023	40,000.00	.170	714
3135G05U3	250701	1060	FNMA 0.35 08-18-23 0000	06/08/2021	17,646,025.50	.350	08/18/2023	17,595,000.00	.217	717
GN2200064	251714	3050	Ziehler Landscaping LLC	08/19/2021	15,979.84	.000	08/18/2023	15,979.84	.000	717
GN2200072	251715	3050	Delta Logistics Inc.	08/19/2021	164,000.00	.000	08/18/2023	164,000.00	.000	717
9128284X5	238202	1020	T 2 3-4 08-31-23	09/11/2018	9,968,750.00	2.750	08/31/2023	10,000,000.00	2.818	730
9128284X5	238335	1020	T 2 3-4 08-31-23	09/21/2018	9,901,562.50	2.750	08/31/2023	10,000,000.00	2.965	730
3130AJK24	245629	1010	FHLB 0.48 09-01-23	05/06/2020	20,029,600.00	.480	09/01/2023	20,000,000.00	.435	731
46513JCS8	246753	1010	ELEVENTH JUBILEE 3 YR ISRA	09/15/2020	2,500,000.00	1.180	09/01/2023	2,500,000.00	1.180	731
46513JQR5	246754	1010	8TH INVST BOND 3 YR	09/15/2020	7,500,000.00	1.330	09/01/2023	7,500,000.00	1.330	731
3134GWP42	246725	1010	FHLMC 0.32 09-14-23	09/14/2020	10,000,000.00	.320	09/14/2023	10,000,000.00	.320	744
3134GWJ80	246674	1010	FHLMC 0.32 09-15-23	09/15/2020	15,000,000.00	.320	09/15/2023	15,000,000.00	.320	745
91282CAK7	250941	1020	T 0 1-8 09-15-23	06/25/2021	29,886,328.13	.125	09/15/2023	30,000,000.00	.296	745
3134GWTL0	250607	1060	FHLMC 0.3 09-28-23	05/27/2021	25,016,000.00	.300	09/28/2023	25,000,000.00	.272	758
3134GWXN1	246959	1010	FHLMC 0.31 09-29-23	10/05/2020	15,003,000.00	.310	09/29/2023	15,000,000.00	.303	759



Run Date: 9/2/2021 8:33:06 AM

Investments Outstanding As Of Date: 8/31/2021

INVENTORY BY MATURITY REPORT

CUSIP	Investment #	Fund	Issuer	Purchase Date	Current Book	Current Rate	Maturity Date	Current Par	YTM	Days to Maturity
9128285D8	238449	1020	T 2 7-8 09-30-23	10/02/2018	9,965,625.00	2.875	09/30/2023	10,000,000.00	2.950	760
9128285D8	238486	1020	T 2 7-8 09-30-23	10/04/2018	9,942,187.50	2.875	09/30/2023	10,000,000.00	3.001	760
9128285D8	238511	1020	T 2 7-8 09-30-23	10/09/2018	9,910,156.25	2.875	09/30/2023	10,000,000.00	3.071	760
912828T26	242485	1020	T 1 3-8 09-30-23	08/23/2019	9,945,312.50	1.375	09/30/2023	10,000,000.00	1.513	760
3133EJD48	238865	1010	FFCB 3.05 10-02-23	11/08/2018	4,978,450.00	3.050	10/02/2023	5,000,000.00	3.145	762
713448FB9	246976	1030	PEPSICO INC 0.40 10-07-23	10/07/2020	4,997,150.00	.400	10/07/2023	5,000,000.00	.419	767
3137EAEY1	247077	1010	FHLMC 0 1-8 10-16-23	10/16/2020	12,951,510.00	.125	10/16/2023	13,000,000.00	.250	776
89236TDK8	241543	1030	TOYOTA 2 1-4 10-18-23 MTN	06/06/2019	2,725,211.84	2.250	10/18/2023	2,741,000.00	2.389	778
89236TDK8	242704	1030	TOYOTA 2 1-4 10-18-23 MTN	09/12/2019	3,536,120.00	2.250	10/18/2023	3,500,000.00	1.986	778
89236TDK8	242728	1030	TOYOTA 2 1-4 10-18-23 MTN	09/16/2019	5,037,050.00	2.250	10/18/2023	5,000,000.00	2.060	778
912828T91	241544	1020	T 1 5-8 10-31-23	06/05/2019	9,891,406.25	1.625	10/31/2023	10,000,000.00	1.883	791
912828T91	241545	1020	T 1 5-8 10-31-23	06/05/2019	9,889,062.50	1.625	10/31/2023	10,000,000.00	1.889	791
912828T91	243094	1020	T 1 5-8 10-31-23	10/11/2019	10,054,687.50	1.625	10/31/2023	10,000,000.00	1.485	791
912828T91	243145	1020	T 1 5-8 10-31-23	10/22/2019	20,029,687.50	1.625	10/31/2023	20,000,000.00	1.587	791
88059EHL1	128969	2000	TVA STRIP	02/07/2000	470,668.03	.000	11/01/2023	2,401,000.00	6.986	792
912833LP3	179297	2000	US TREASURY STRIP	12/18/2006	111,512.50	.000	11/15/2023	250,000.00	4.832	806
912833LP3	179703	2000	US TREASURY STRIP	01/31/2007	64,126.50	.000	11/15/2023	150,000.00	5.127	806
912833LP3	183733	2000	US TREASURY STRIP	12/05/2007	24,400.00	.000	11/15/2023	50,000.00	4.550	806
912833LP3	183940	2000	US TREASURY STRIP	12/19/2007	46,516.00	.000	11/15/2023	100,000.00	4.870	806
912833LP3	184230	2000	US TREASURY STRIP	01/10/2008	73,650.00	.000	11/15/2023	150,000.00	4.540	806
912833LP3	189217	2000	US TREASURY STRIP	11/21/2008	50,589.00	.000	11/15/2023	100,000.00	4.600	806
912833LP3	189263	2000	US TREASURY STRIP	11/21/2008	2,675.00	.000	11/15/2023	5,000.00	4.218	806
912833LP3	189962	2000	US TREASURY STRIP	01/12/2009	143,260.00	.000	11/15/2023	250,000.00	3.787	806
912833LP3	190250	2000	US TREASURY STRIP	02/04/2009	54,070.00	.000	11/15/2023	100,000.00	4.205	806
912833LP3	194196	2000	US TREASURY STRIP	11/24/2009	55,012.00	.000	11/15/2023	100,000.00	4.322	806
912833LP3	194729	2000	US TREASURY STRIP	01/28/2010	27,171.50	.000	11/15/2023	50,000.00	4.470	806
912833LP3	201935	2000	US TREASURY STRIP	11/17/2010	31,369.50	.000	11/15/2023	50,000.00	3.620	806
912833LP3	202150	2000	US TREASURY STRIP	11/24/2010	30,891.00	.000	11/15/2023	50,000.00	3.746	806
912833LP3	203390	2000	US TREASURY STRIP	01/31/2011	58,735.00	.000	11/15/2023	100,000.00	4.205	806
912833LP3	212192	2000	US TREASURY STRIP	11/30/2012	121,449.00	.000	11/15/2023	150,000.00	1.936	806
912833LP3	212322	2000	US TREASURY STRIP	12/13/2012	284,469.50	.000	11/15/2023	350,000.00	1.907	806
912833LP3	212651	2000	US TREASURY STRIP	01/17/2013	39,734.50	.000	11/15/2023	50,000.00	2.134	806
912833LP3	216071	2000	US TREASURY STRIP	11/21/2013	37,675.50	.000	11/15/2023	50,000.00	2.855	806



Run Date: 9/2/2021 8:33:06 AM

Investments Outstanding As Of Date: 8/31/2021

INVENTORY BY MATURITY REPORT

CUSIP	Investment #	Fund	Issuer	Purchase Date	Current Book	Current Rate	Maturity Date	Current Par	YTM	Days to Maturity
912833LP3	216416	2000	US TREASURY STRIP	01/09/2014	73,693.00	.000	11/15/2023	100,000.00	3.124	806
912833LP3	219693	2000	US TREASURY STRIP	11/20/2014	201,742.50	.000	11/15/2023	250,000.00	2.401	806
912833LP3	220246	2000	US TREASURY STRIP	01/09/2015	42,038.00	.000	11/15/2023	50,000.00	1.970	806
912833LP3	220348	2000	US TREASURY STRIP	01/20/2015	84,363.00	.000	11/15/2023	100,000.00	1.938	806
912833LP3	220434	2000	US TREASURY STRIP	01/26/2015	85,261.00	.000	11/15/2023	100,000.00	1.820	806
912833LP3	220455	2000	US TREASURY STRIP	01/26/2015	42,547.00	.000	11/15/2023	50,000.00	1.842	806
912833LP3	220474	2000	US TREASURY STRIP	01/26/2015	34,044.80	.000	11/15/2023	40,000.00	1.840	806
912833LP3	220503	2000	US TREASURY STRIP	01/27/2015	212,790.00	.000	11/15/2023	250,000.00	1.840	806
912833LP3	220607	2000	US TREASURY STRIP	01/29/2015	211,767.50	.000	11/15/2023	250,000.00	1.897	806
912833LP3	225021	2000	USTREASURYSTRIP	12/24/2015	210,512.50	.000	11/15/2023	250,000.00	2.190	806
912833LP3	225343	2000	USTREASURYSTRIP	02/04/2016	86,241.00	.000	11/15/2023	100,000.00	1.912	806
912833LP3	228572	2000	US TREASURY STRI ZERO-% 1	11/14/2016	16,002.36	.000	11/15/2023	18,000.00	1.687	806
912833LP3	229111	2000	S 0 11-15-23	01/12/2017	17,150.40	.000	11/15/2023	20,000.00	2.260	806
912833LP3	229115	2000	S 0 11-15-23	01/12/2017	17,150.40	.000	11/15/2023	20,000.00	2.260	806
912833LP3	229260	2000	S 0 11-15-23	01/26/2017	214,132.50	.000	11/15/2023	250,000.00	2.290	806
912833LP3	229398	2000	S 0 11-15-23	02/02/2017	34,184.80	.000	11/15/2023	40,000.00	2.330	806
912833LP3	234358	2000	S 0 11-15-23	11/16/2017	87,495.00	.000	11/15/2023	100,000.00	2.240	806
912833LP3	234931	2000	S 0 11-15-23	01/25/2018	34,509.60	.000	11/15/2023	40,000.00	2.560	806
912833LP3	235057	2000	S 0 11-15-23	02/02/2018	34,430.80	.000	11/15/2023	40,000.00	2.610	806
021441AF7	242019	1030	INTC 4.1 11-15-23	07/18/2019	2,148,120.00	4.100	11/15/2023	2,000,000.00	2.291	806
021441AF7	242464	1030	INTC 4.1 11-15-23	08/23/2019	2,201,335.40	4.100	11/15/2023	2,020,000.00	1.881	806
912833LP3	243384	2000	S 0 11-15-23	11/15/2019	37,292.00	.000	11/15/2023	40,000.00	1.760	806
912833LP3	243625	2000	S 0 11-15-23	12/09/2019	37,569.20	.000	11/15/2023	40,000.00	1.600	806
912833LP3	243720	2000	S 0 11-15-23	12/16/2019	37,435.20	.000	11/15/2023	40,000.00	1.700	806
912833LP3	247327	2000	S 0 11-15-23	11/06/2020	39,752.80	.000	11/15/2023	40,000.00	.205	806
912833LP3	247467	2000	S 0 11-15-23	11/19/2020	79,463.20	.000	11/15/2023	80,000.00	.225	806
912833LP3	247632	2000	S 0 11-15-23	12/03/2020	39,782.00	.000	11/15/2023	40,000.00	.185	806
912833LP3	247784	2000	S 0 11-15-23	12/14/2020	39,802.60	.000	11/15/2023	40,000.00	.170	806
912833LP3	247844	2000	S 0 11-15-23	12/17/2020	39,843.20	.000	11/15/2023	40,000.00	.135	806
91282CAW1	251177	1020	T 0 1-4 11-15-23	07/14/2021	24,962,890.63	.250	11/15/2023	25,000,000.00	.314	806
912828U57	240365	1020	T 2 1-8 11-30-23	04/17/2019	19,760,156.25	2.125	11/30/2023	20,000,000.00	2.400	821
3133EMHL9	247681	1010	FFCB 0.31 11-30-23	12/02/2020	14,992,500.00	.310	11/30/2023	15,000,000.00	.327	821
594918AW4	240344	1030	MSFT 3 5-8 12-15-23	04/17/2019	10,397,700.00	3.625	12/15/2023	10,000,000.00	2.710	836



Run Date: 9/2/2021 8:33:06 AM

Investments Outstanding As Of Date: 8/31/2021

INVENTORY BY MATURITY REPORT

CUSIP	Investment #	Fund	Issuer	Purchase Date	Current Book	Current Rate	Maturity Date	Current Par	YTM	Days to Maturity
594918AW4	242018	1030	MSFT 3 5-8 12-15-23	07/18/2019	5,305,000.00	3.625	12/15/2023	5,000,000.00	2.166	836
3133EJ3Q0	239248	1010	FFCB 2 7-8 12-21-23	12/21/2018	10,023,610.00	2.875	12/21/2023	10,000,000.00	2.824	842
3134GWXB7	246949	1010	FHLMC 0.3 12-29-23 0000	10/02/2020	24,995,000.00	.300	12/29/2023	25,000,000.00	.306	850
3134GWXB7	246985	1010	FHLMC 0.3 12-29-23 0000	10/07/2020	9,993,000.00	.300	12/29/2023	10,000,000.00	.322	850
912828V23	239614	1020	T 2 1-4 12-31-23	01/28/2019	14,773,828.13	2.250	12/31/2023	15,000,000.00	2.578	852
89236TFS9	242316	1030	TOYOTA 3.35 01-08-24	08/14/2019	3,168,300.00	3.350	01/08/2024	3,000,000.00	2.011	860
31359YCP0	147429	2000	FNMA STRIP	03/07/2001	278,697.69	.000	01/15/2024	1,143,000.00	6.270	867
31359YCP0	173958	2000	FNMA STRIP	12/13/2005	109,267.56	.000	01/15/2024	279,000.00	5.250	867
91282CBEO	250558	1060	T 0 1-8 01-15-24	05/20/2021	49,804,687.50	.125	01/15/2024	50,000,000.00	.273	867
24422EVN6	251333	1030	DE 0.45 01-17-24 MTN	07/28/2021	10,009,325.40	.450	01/17/2024	10,000,000.00	.412	869
3130AFRP4	240050	1010	FHLB 2.8 01-19-24	03/12/2019	10,065,000.00	2.800	01/19/2024	10,000,000.00	2.656	871
912828V80	243786	1020	T 2 1-4 01-31-24	12/17/2019	10,217,187.50	2.250	01/31/2024	10,000,000.00	1.702	883
9128285Z9	250487	1020	T 2 1-2 01-31-24	05/18/2021	10,603,906.25	2.500	01/31/2024	10,000,000.00	.258	883
91159HHV5	240173	1030	USB 3 3-8 02-05-24	03/29/2019	7,481,349.56	3.375	02/05/2024	7,275,000.00	2.746	888
594918BX1	240120	1030	MSFT 2 7-8 02-06-24	03/25/2019	5,047,300.00	2.875	02/06/2024	5,000,000.00	2.666	889
594918BX1	240174	1030	MSFT 2 7-8 02-06-24	03/29/2019	5,089,050.00	2.875	02/06/2024	5,000,000.00	2.483	889
31358C2B1	143509	2000	FNMA STRIP	08/10/2000	312,829.30	.000	02/07/2024	1,505,000.00	6.800	890
037833CG3	240244	1030	AAPL 3 02-09-24	04/05/2019	5,057,800.00	3.000	02/09/2024	5,000,000.00	2.743	892
037833CG3	240245	1030	AAPL 3 02-09-24	04/05/2019	10,117,800.00	3.000	02/09/2024	10,000,000.00	2.738	892
88579YBB6	242499	1030	MMM 3 1-4 02-14-24 MTN	08/27/2019	5,273,600.00	3.250	02/14/2024	5,000,000.00	1.964	897
3133ELNEO	244718	1010	FFCB 1.43 02-14-24	03/16/2020	10,224,900.00	1.430	02/14/2024	10,000,000.00	.844	897
313490CM4	49401	2000	FED JUDICIARY	03/30/1998	478,320.00	.000	02/15/2024	2,400,000.00	6.332	898
912833LQ1	180371	2000	US TREASURY STRIP	04/03/2007	21,788.00	.000	02/15/2024	50,000.00	4.985	898
912833LQ1	180523	2000	US TREASURY STRIP	04/12/2007	42,848.00	.000	02/15/2024	100,000.00	5.095	898
912833LQ1	180739	2000	US TREASURY STRIP	04/30/2007	43,808.00	.000	02/15/2024	100,000.00	4.975	898
912833LQ1	184841	2000	US TREASURY STRIP	02/28/2008	4,667.73	.000	02/15/2024	10,000.00	4.830	898
912833LQ1	185231	2000	US TREASURY STRIP	03/27/2008	4,965.00	.000	02/15/2024	10,000.00	4.456	898
912833LQ1	185274	2000	US TREASURY STRIP	03/28/2008	24,582.50	.000	02/15/2024	50,000.00	4.520	898
912833LQ1	185600	2000	US TREASURY STRIP	04/16/2008	24,985.00	.000	02/15/2024	50,000.00	4.430	898
912833LQ1	185619	2000	US TREASURY STRIP	04/16/2008	5,000.00	.000	02/15/2024	10,000.00	4.426	898
912833LQ1	185886	2000	US TREASURY STRIP	04/28/2008	11,944.50	.000	02/15/2024	25,000.00	4.730	898
912833LQ1	190600	2000	US TREASURY STRIP	02/27/2009	27,763.00	.000	02/15/2024	50,000.00	3.970	898
912833LQ1	190831	2000	US TREASURY STRIP	03/20/2009	27,542.00	.000	02/15/2024	50,000.00	4.040	898



Run Date: 9/2/2021 8:33:06 AM

Investments Outstanding As Of Date: 8/31/2021

INVENTORY BY MATURITY REPORT

CUSIP	Investment #	Fund	Issuer	Purchase Date	Current Book	Current Rate	Maturity Date	Current Par	YTM	Days to Maturity
912833LQ1	190957	2000	US TREASURY STRIP	03/30/2009	55,996.00	.000	02/15/2024	100,000.00	3.935	898
912833LQ1	191123	2000	US TREASURY STRIP	04/13/2009	2,850.00	.000	02/15/2024	5,000.00	3.823	898
912833LQ1	191214	2000	US TREASURY STRIP	04/16/2009	29,074.50	.000	02/15/2024	50,000.00	3.688	898
912833LQ1	191861	2000	US TREASURY STRIP	04/24/2009	27,815.00	.000	02/15/2024	50,000.00	3.999	898
912833LQ1	194859	2000	US TREASURY STRIP	02/08/2010	52,785.00	.000	02/15/2024	100,000.00	4.610	898
912833LQ1	195184	2000	US TREASURY STRIP	03/03/2010	26,559.00	.000	02/15/2024	50,000.00	4.585	898
912833LQ1	195391	2000	US TREASURY STRIP	03/12/2010	52,874.00	.000	02/15/2024	100,000.00	4.627	898
912833LQ1	195860	2000	US TREASURY STRIP	04/08/2010	25,969.50	.000	02/15/2024	50,000.00	4.784	898
912833LQ1	196885	2000	US TREASURY STRIP	04/30/2010	27,061.50	.000	02/15/2024	50,000.00	4.500	898
912833LQ1	203859	2000	US TREASURY STRIP	02/28/2011	28,920.00	.000	02/15/2024	50,000.00	4.268	898
912833LQ1	204506	2000	US TREASURY STRIP	04/12/2011	57,390.00	.000	02/15/2024	100,000.00	4.370	898
912833LQ1	205419	2000	US TREASURY STRIP	05/05/2011	59,690.00	.000	02/15/2024	100,000.00	4.078	898
912833LQ1	208702	2000	US TREASURY STRIP	02/16/2012	37,178.50	.000	02/15/2024	50,000.00	2.485	898
912833LQ1	208873	2000	US TREASURY STRIP	03/05/2012	74,637.00	.000	02/15/2024	100,000.00	2.463	898
912833LQ1	209012	2000	US TREASURY STRIP	03/19/2012	35,778.50	.000	02/15/2024	50,000.00	2.830	898
912833LQ1	209137	2000	US TREASURY STRIP	04/05/2012	36,308.50	.000	02/15/2024	50,000.00	2.716	898
912833LQ1	209929	2000	US TREASURY STRIP	04/30/2012	37,317.50	.000	02/15/2024	50,000.00	2.496	898
912833LQ1	213289	2000	US TREASURY STRIP	03/25/2013	39,141.00	.000	02/15/2024	50,000.00	2.260	898
912833LQ1	213361	2000	US TREASURY STRIP	03/28/2013	78,432.00	.000	02/15/2024	100,000.00	2.244	898
912833LQ1	213438	2000	US TREASURY STRIP	04/04/2013	39,659.50	.000	02/15/2024	50,000.00	2.143	898
912833LQ1	213505	2000	US TREASURY STRIP	04/12/2013	80,294.00	.000	02/15/2024	100,000.00	2.034	898
912833LQ1	214257	2000	US TREASURY STRIP	05/02/2013	80,987.00	.000	02/15/2024	100,000.00	1.964	898
912833LQ1	216911	2000	US TREASURY STRIP	03/21/2014	188,882.50	.000	02/15/2024	250,000.00	2.850	898
912833LQ1	220876	2000	US TREASURY STRIP	02/13/2015	33,258.80	.000	02/15/2024	40,000.00	2.060	898
912833LQ1	222350	2000	US TREASURY STRIP	04/30/2015	33,664.80	.000	02/15/2024	40,000.00	1.970	898
912833LQ1	225734	2000	USTREASURYSTRIP	03/17/2016	34,400.00	.000	02/15/2024	40,000.00	1.915	898
912833LQ1	225760	2000	USTREASURYSTRIP	03/17/2016	15,700.84	.000	02/15/2024	18,250.00	1.910	898
912833LQ1	229653	2000	S 0 02-15-24	02/24/2017	44,241.60	.000	02/15/2024	52,000.00	2.330	898
912833LQ1	230018	2000	S 0 02-15-24	03/24/2017	340,988.00	.000	02/15/2024	400,000.00	2.327	898
912833LQ1	230133	2000	S 0 02-15-24	03/30/2017	213,742.50	.000	02/15/2024	250,000.00	2.290	898
912833LQ1	230230	2000	S 0 02-15-24	04/06/2017	42,913.00	.000	02/15/2024	50,000.00	2.240	898
912833LQ1	230354	2000	S 0 02-15-24	04/17/2017	34,481.60	.000	02/15/2024	40,000.00	2.185	898
912833LQ1	230989	2000	S 0 02-15-24	04/28/2017	215,870.00	.000	02/15/2024	250,000.00	2.170	898



Run Date: 9/2/2021 8:33:06 AM

Investments Outstanding As Of Date: 8/31/2021

INVENTORY BY MATURITY REPORT

CUSIP	Investment #	Fund	Issuer	Purchase Date	Current Book	Current Rate	Maturity Date	Current Par	YTM	Days to Maturity
912833LQ1	235198	2000	S 0 02-15-24	02/15/2018	34,054.40	.000	02/15/2024	40,000.00	2.700	898
912833LQ1	235367	2000	S 0 02-15-24	03/01/2018	34,049.60	.000	02/15/2024	40,000.00	2.720	898
912833LQ1	235392	2000	S 0 02-15-24	03/01/2018	34,018.80	.000	02/15/2024	40,000.00	2.735	898
912833LQ1	235452	2000	S 0 02-15-24	03/05/2018	169,552.00	.000	02/15/2024	200,000.00	2.795	898
912833LQ1	235525	2000	S 0 02-15-24	03/08/2018	34,055.60	.000	02/15/2024	40,000.00	2.726	898
912833LQ1	236307	2000	S 0 02-15-24	04/26/2018	33,841.60	.000	02/15/2024	40,000.00	2.900	898
912833LQ1	244734	2000	S 0 02-15-24	03/19/2020	39,233.60	.000	02/15/2024	40,000.00	.495	898
912833LQ1	244837	2000	S 0 02-15-24	04/02/2020	24,711.50	.000	02/15/2024	25,000.00	.300	898
912833LQ1	249110	2000	S 0 02-15-24	03/12/2021	39,626.80	.000	02/15/2024	40,000.00	.320	898
912833LQ1	249138	2000	S 0 02-15-24	03/12/2021	79,253.60	.000	02/15/2024	80,000.00	.320	898
912833LQ1	250112	2000	S 0 02-15-24	05/03/2021	39,676.80	.000	02/15/2024	40,000.00	.291	898
3133ELNJ9	244454	1010	FFCB 1.55 02-28-24	02/28/2020	10,000,000.00	1.550	02/28/2024	10,000,000.00	1.550	911
912828W48	239977	1020	T 2 1-8 02-29-24	03/04/2019	14,694,140.63	2.125	02/29/2024	15,000,000.00	2.563	912
912828W48	242463	1020	T 2 1-8 02-29-24	08/22/2019	10,290,625.00	2.125	02/29/2024	10,000,000.00	1.459	912
912828W48	243195	1020	T 2 1-8 02-29-24	10/25/2019	10,225,000.00	2.125	02/29/2024	10,000,000.00	1.587	912
46514AMN6	239843	1010	ISRAEL BOND 3.5	03/01/2019	10,000,000.00	3.500	03/01/2024	10,000,000.00	3.500	913
46514AMP1	240055	1010	ISRAEL BOND 3.45	03/15/2019	5,000,000.00	3.450	03/01/2024	5,000,000.00	3.450	913
713448CM8	240259	1030	PEP 3.6 03-01-24	04/08/2019	5,208,000.00	3.600	03/01/2024	5,000,000.00	2.687	913
166764BT6	240159	1030	CVX 2.895 03-03-24	03/28/2019	5,074,700.00	2.895	03/03/2024	5,000,000.00	2.570	915
166764BT6	240160	1030	CVX 2.895 03-03-24	03/28/2019	5,072,450.00	2.895	03/03/2024	5,000,000.00	2.580	915
58933YAU9	242056	1030	MRK 2.9 03-07-24	07/22/2019	5,160,400.00	2.900	03/07/2024	5,000,000.00	2.167	919
19416QEG1	240056	1030	CL 3 1-4 03-15-24 MTN	03/15/2019	5,628,128.40	3.250	03/15/2024	5,490,000.00	2.709	927
3130ALKS2	249133	1010	FHLB 0 3-8 03-15-24	03/15/2021	24,968,750.00	.375	03/15/2024	25,000,000.00	.417	927
3133ELTU8	244684	1010	FFCB 0.92 03-18-24	03/18/2020	10,011,000.00	.920	03/18/2024	10,000,000.00	.892	930
912828W71	240336	1020	T 2 1-8 03-31-24	04/15/2019	14,833,593.75	2.125	03/31/2024	15,000,000.00	2.363	943
912828W71	242150	1020	T 2 1-8 03-31-24	07/26/2019	10,122,656.25	2.125	03/31/2024	10,000,000.00	1.850	943
912828W71	250489	1020	T 2 1-8 03-31-24	05/18/2021	15,783,984.38	2.125	03/31/2024	15,000,000.00	.294	943
677522U69	244121	1010	OPFC Veterans Compensation	02/05/2020	4,745,000.00	1.797	04/01/2024	4,745,000.00	1.797	944
3133EMLV2	248086	1010	FFCB 0.27 04-05-24	01/06/2021	14,994,000.00	.270	04/05/2024	15,000,000.00	.282	948
3133ELVX9	244927	1010	FFCB 0 7-8 04-08-24	04/08/2020	14,992,500.00	.875	04/08/2024	15,000,000.00	.888	951
3134GWYD2	247024	1010	FHLMC 0 3-8 04-08-24	10/08/2020	14,994,750.00	.375	04/08/2024	15,000,000.00	.385	951
91282CBV2	250568	1060	T 0 3-8 04-15-24	05/21/2021	50,093,750.00	.375	04/15/2024	50,000,000.00	.310	958
931142DP5	240757	1030	WMT 3.3 04-22-24	04/22/2019	10,232,400.00	3.300	04/22/2024	10,000,000.00	2.799	965



Run Date: 9/2/2021 8:33:06 AM

Investments Outstanding As Of Date: 8/31/2021

INVENTORY BY MATURITY REPORT

CUSIP	Investment #	Fund	Issuer	Purchase Date	Current Book	Current Rate	Maturity Date	Current Par	YTM	Days to Maturity
931142DP5	241463	1030	WMT 3.3 04-22-24	05/30/2019	1,629,903.18	3.300	04/22/2024	1,581,000.00	2.622	965
3134GVMX3	245533	1010	FHLMC .59 4-29-2024	04/29/2020	15,000,000.00	.590	04/29/2024	15,000,000.00	.590	972
912828X70	241556	1020	T 2 04-30-24	06/06/2019	20,131,250.00	2.000	04/30/2024	20,000,000.00	1.859	973
46514ANE5	241064	1010	ISRAEL BOND 3.12	05/01/2019	20,000,000.00	3.120	05/01/2024	20,000,000.00	3.120	974
46514ANF2	241301	1010	ISRAEL BOND 3.14 5-01-24	05/15/2019	10,000,000.00	3.140	05/01/2024	10,000,000.00	3.140	974
037833AS9	241515	1030	AAPL 3.45 05-06-24	06/03/2019	5,264,551.25	3.450	05/06/2024	5,075,000.00	2.636	979
037833CU2	241442	1030	AAPL 2.85 05-11-24	05/28/2019	10,100,300.00	2.850	05/11/2024	10,000,000.00	2.632	984
458140BD1	241568	1030	INTC 2 7-8 05-11-24	06/10/2019	6,853,563.60	2.875	05/11/2024	6,708,000.00	2.404	984
037833CU2	242817	1030	AAPL 2.85 05-11-24	09/20/2019	10,355,900.00	2.850	05/11/2024	10,000,000.00	2.042	984
037833CU2	243962	1030	AAPL 2.85 05-11-24	01/08/2020	8,676,679.90	2.850	05/11/2024	8,365,000.00	1.950	984
458140BD1	244656	1030	INTC 2 7-8 05-11-24	03/11/2020	9,436,536.08	2.875	05/11/2024	8,842,000.00	1.215	984
037833CU2	244659	1030	AAPL 2.85 05-11-24	03/11/2020	3,176,580.00	2.850	05/11/2024	3,000,000.00	1.391	984
3134GVUZ9	245838	1010	FHLMC 0.52 05-13-24	05/14/2020	15,000,000.00	.520	05/13/2024	15,000,000.00	.520	986
912833LR9	181170	2000	US TREASURY STRIP	05/31/2007	20,972.50	.000	05/15/2024	50,000.00	5.190	988
912833LR9	181418	2000	US TREASURY STRIP	06/26/2007	20,250.50	.000	05/15/2024	50,000.00	5.425	988
912833LR9	181559	2000	US TREASURY STRIP	07/06/2007	20,710.00	.000	05/15/2024	50,000.00	5.297	988
912833LR9	181865	2000	US TREASURY STRIP	07/30/2007	42,158.00	.000	05/15/2024	100,000.00	5.210	988
912833LR9	182555	2000	US TREASURY STRIP	09/25/2007	42,920.00	.000	05/15/2024	100,000.00	5.149	988
912833LR9	186337	2010	US TREASURY STRIP	05/22/2008	3,552,131.74	.000	05/15/2024	7,538,000.00	4.764	988
912833LR9	186423	2000	US TREASURY STRIP	05/27/2008	23,813.00	.000	05/15/2024	50,000.00	4.700	988
912833LR9	186668	2000	US TREASURY STRIP	06/09/2008	12,905.75	.000	05/15/2024	25,000.00	4.193	988
912833LR9	187231	2000	US TREASURY STRIP	07/11/2008	4,836.00	.000	05/15/2024	10,000.00	4.638	988
912833LR9	192220	2000	US TREASURY STRIP	05/13/2009	76,455.00	.000	05/15/2024	150,000.00	4.542	988
912833LR9	193238	2000	US TREASURY STRIP	08/18/2009	25,222.79	.000	05/15/2024	50,000.00	4.696	988
912833LR9	197104	2000	US TREASURY STRIP	05/11/2010	168,631.09	.000	05/15/2024	306,000.00	4.298	988
912833LR9	197198	2000	US TREASURY STRIP	05/14/2010	13,696.00	.000	05/15/2024	25,000.00	4.344	988
912833LR9	198378	2000	US TREASURY STRIP	06/30/2010	29,157.50	.000	05/15/2024	50,000.00	3.925	988
912833LR9	198705	2000	US TREASURY STRIP	07/13/2010	58,250.00	.000	05/15/2024	100,000.00	3.943	988
912833LR9	205478	2000	US TREASURY STRIP	05/09/2011	56,714.00	.000	05/15/2024	100,000.00	4.405	988
912833LR9	206123	2000	US TREASURY STRIP	06/13/2011	61,484.00	.000	05/15/2024	100,000.00	3.800	988
912833LR9	206331	2000	US TREASURY STRIP	06/23/2011	30,695.50	.000	05/15/2024	50,000.00	3.820	988
912833LR9	206375	2000	US TREASURY STRIP	06/27/2011	30,644.00	.000	05/15/2024	50,000.00	3.837	988
912833LR9	210182	2000	US TREASURY STRIP	05/16/2012	37,821.00	.000	05/15/2024	50,000.00	2.340	988



Run Date: 9/2/2021 8:33:06 AM

Investments Outstanding As Of Date: 8/31/2021

INVENTORY BY MATURITY REPORT

CUSIP	Investment #	Fund	Issuer	Purchase Date	Current Book	Current Rate	Maturity Date	Current Par	YTM	Days to Maturity
912833LR9	210397	2000	US TREASURY STRIP	06/06/2012	39,731.00	.000	05/15/2024	50,000.00	1.935	988
912833LR9	210603	2000	US TREASURY STRIP	06/25/2012	38,892.50	.000	05/15/2024	50,000.00	2.124	988
912833LR9	214707	2000	US TREASURY STRIP	06/17/2013	38,046.00	.000	05/15/2024	50,000.00	2.520	988
912833LR9	218186	2000	US TREASURY STRIP	06/26/2014	38,168.50	.000	05/15/2024	50,000.00	2.750	988
912833LR9	218212	2000	US TREASURY STRIP	06/27/2014	38,067.50	.000	05/15/2024	50,000.00	2.778	988
912833LR9	218582	2000	US TREASURY STRIP	07/31/2014	38,751.50	.000	05/15/2024	50,000.00	2.620	988
912833LR9	222628	2000	US TREASURY STRIP	05/21/2015	203,855.00	.000	05/15/2024	250,000.00	2.284	988
912833LR9	226877	2000	US TREASURY STRI ZERO-% 5	05/26/2016	103,884.00	.000	05/15/2024	120,000.00	1.818	988
912833LR9	227316	2000	US TREASURY STRI ZERO-% 5	07/15/2016	44,753.50	.000	05/15/2024	50,000.00	1.420	988
912833LR9	227500	2000	US TREASURY STRI ZERO-% 5	07/29/2016	35,532.00	.000	05/15/2024	40,000.00	1.525	988
912833LR9	227672	2000	US TREASURY STRI ZERO-% 5	08/12/2016	88,848.00	.000	05/15/2024	100,000.00	1.530	988
912833LR9	231306	2000	S 0 05-15-24	05/11/2017	34,164.40	.000	05/15/2024	40,000.00	2.262	988
912833LR9	231591	2000	S 0 05-15-24	06/02/2017	34,569.60	.000	05/15/2024	40,000.00	2.110	988
912833LR9	237033	2000	S 0 05-15-24	06/14/2018	33,752.80	.000	05/15/2024	40,000.00	2.890	988
912833LR9	237318	2000	S 0 05-15-24	07/06/2018	33,972.40	.000	05/15/2024	40,000.00	2.807	988
912833LR9	237409	2000	S 0 05-15-24	07/12/2018	33,974.80	.000	05/15/2024	40,000.00	2.814	988
912833LR9	241257	2000	S 0 05-15-24	05/09/2019	35,629.20	.000	05/15/2024	40,000.00	2.320	988
912833LR9	241681	2000	S 0 05-15-24	06/21/2019	36,514.00	.000	05/15/2024	40,000.00	1.870	988
912833LR9	241906	2000	S 0 05-15-24	07/11/2019	36,312.80	.000	05/15/2024	40,000.00	2.006	988
912833LR9	242044	2000	S 0 05-15-24	07/22/2019	228,532.50	.000	05/15/2024	250,000.00	1.873	988
912833LR9	242100	2000	S 0 05-15-24	07/26/2019	36,691.60	.000	05/15/2024	40,000.00	1.805	988
912833LR9	245846	2000	S 0 05-15-24	05/18/2020	39,542.00	.000	05/15/2024	40,000.00	.289	988
912833LR9	246026	2000	S 0 05-15-24	06/12/2020	39,441.20	.000	05/15/2024	40,000.00	.359	988
912833LR9	246088	2000	S 0 05-15-24	06/19/2020	39,508.00	.000	05/15/2024	40,000.00	.317	988
912833LR9	246251	2000	S 0 05-15-24	07/16/2020	39,603.60	.000	05/15/2024	40,000.00	.260	988
912833LR9	246263	2000	S 0 05-15-24	07/16/2020	39,603.60	.000	05/15/2024	40,000.00	.260	988
912833LR9	246316	2000	S 0 05-15-24	07/20/2020	39,627.60	.000	05/15/2024	40,000.00	.245	988
912833LR9	250339	2000	S 0 05-15-24	05/10/2021	79,220.80	.000	05/15/2024	80,000.00	.325	988
912833LR9	250715	2000	S 0 05-15-24	06/11/2021	39,650.80	.000	05/15/2024	40,000.00	.300	988
912833LR9	251115	2000	S 0 05-15-24	07/15/2021	39,560.40	.000	05/15/2024	40,000.00	.390	988
912833LR9	251139	2000	S 0 05-15-24	07/15/2021	197,894.00	.000	05/15/2024	200,000.00	.374	988
912833LR9	251352	2000	S 0 05-15-24	07/30/2021	39,652.80	.000	05/15/2024	40,000.00	.312	988
912833LR9	251385	2000	S 0 05-15-24	08/02/2021	99,113.00	.000	05/15/2024	100,000.00	.320	988



Run Date: 9/2/2021 8:33:06 AM

Investments Outstanding As Of Date: 8/31/2021

INVENTORY BY MATURITY REPORT

CUSIP	Investment #	Fund	Issuer	Purchase Date	Current Book	Current Rate	Maturity Date	Current Par	YTM	Days to Maturity
912828XT2	241541	1020	T 2 05-31-24	06/06/2019	15,071,484.38	2.000	05/31/2024	15,000,000.00	1.899	1004
912828XT2	241723	1020	T 2 05-31-24	06/20/2019	10,060,937.50	2.000	05/31/2024	10,000,000.00	1.870	1004
912828XT2	250492	1020	T 2 05-31-24	05/18/2021	15,755,273.44	2.000	05/31/2024	15,000,000.00	.332	1004
24422EVO9	250703	1030	DE 0.45 06-07-24 MTN	06/10/2021	19,975,000.00	.450	06/07/2024	20,000,000.00	.492	1011
3133EMAB8	247242	1010	FFCB 0.39 06-17-24	10/27/2020	9,991,000.00	.390	06/17/2024	10,000,000.00	.415	1021
3134GXGS7	248183	1010	FHLMC 0.43 06-18-24	01/13/2021	10,005,500.00	.430	06/18/2024	10,000,000.00	.414	1022
24422ETT6	249184	1030	DE 2.65 06-24-24 MTN	03/15/2021	9,949,285.08	2.650	06/24/2024	9,345,000.00	.651	1028
9128286Z8	241846	1020	T 1 3-4 06-30-24	07/02/2019	9,977,343.75	1.750	06/30/2024	10,000,000.00	1.798	1034
9128286Z8	241887	1020	T 1 3-4 06-30-24	07/08/2019	9,964,843.75	1.750	06/30/2024	10,000,000.00	1.824	1034
9128286Z8	241973	1020	T 1 3-4 06-30-24	07/15/2019	9,935,937.50	1.750	06/30/2024	10,000,000.00	1.886	1034
9128286Z8	242020	1020	T 1 3-4 06-30-24	07/17/2019	9,939,843.75	1.750	06/30/2024	10,000,000.00	1.878	1034
3133ELQ56	246183	1010	FFCB 0.57 07-02-24	07/06/2020	9,996,000.00	.570	07/02/2024	10,000,000.00	.580	1036
3133ELQ56	246219	1010	FFCB 0.57 07-02-24	07/09/2020	9,997,500.00	.570	07/02/2024	10,000,000.00	.576	1036
931142EL3	241889	1030	WMT 2.85 07-08-24	07/09/2019	6,688,471.86	2.850	07/08/2024	6,489,000.00	2.197	1042
931142EL3	242185	1030	WMT 2.85 07-08-24	08/01/2019	2,573,750.00	2.850	07/08/2024	2,500,000.00	2.216	1042
931142EL3	245630	1030	WMT 2.85 07-08-24	04/28/2020	5,888,769.92	2.850	07/08/2024	5,456,000.00	.918	1042
931142EL3	245871	1030	WMT 2.85 07-08-24	05/18/2020	10,800,000.00	2.850	07/08/2024	10,000,000.00	.877	1042
3134GVPH5	245631	1010	FHLMC 0.6 07-29-24	04/29/2020	25,000,000.00	.600	07/29/2024	25,000,000.00	.600	1063
91159HHX1	242152	1030	USB 2.4 07-30-24	07/30/2019	10,013,500.00	2.400	07/30/2024	10,000,000.00	2.371	1064
91159HHX1	248933	1030	USB 2.4 07-30-24	03/01/2021	5,304,000.00	2.400	07/30/2024	5,000,000.00	.598	1064
91159HHX1	249132	1030	USB 2.4 07-30-24	03/11/2021	5,276,572.69	2.400	07/30/2024	5,000,000.00	.743	1064
912828Y87	242149	1020	T 1 3-4 07-31-24	07/31/2019	9,948,437.50	1.750	07/31/2024	10,000,000.00	1.858	1065
912828Y87	242197	1020	T 1 3-4 07-31-24	08/01/2019	9,968,750.00	1.750	07/31/2024	10,000,000.00	1.816	1065
31358C2C9	132101	2000	FNMA STRIP	03/06/2000	879,017.75	.000	08/07/2024	4,405,000.00	6.709	1072
3136G4H22	246442	1010	FNMA 0.41 08-12-24	08/12/2020	15,000,000.00	.410	08/12/2024	15,000,000.00	.410	1077
912833LS7	178336	2000	US TREASURY STRIP	10/04/2006	20,983.50	.000	08/15/2024	50,000.00	4.920	1080
912833LS7	178590	2000	US TREASURY STRIP	10/26/2006	56,549.64	.000	08/15/2024	138,000.00	5.074	1080
912833LS7	179000	2000	US TREASURY STRIP	11/28/2006	21,524.00	.000	08/15/2024	50,000.00	4.815	1080
912833LS7	182224	2000	US TREASURY STRIP	08/28/2007	42,556.00	.000	08/15/2024	100,000.00	5.100	1080
912833LS7	182760	2000	US TREASURY STRIP	10/05/2007	43,684.00	.000	08/15/2024	100,000.00	4.973	1080
912833LS7	188071	2000	US TREASURY STRIP	09/15/2008	25,200.00	.000	08/15/2024	50,000.00	4.352	1080
912833LS7	188166	2010	US TREASURY STRIP	09/22/2008	297,624.96	.000	08/15/2024	576,000.00	4.197	1080
912833LS7	193257	2000	US TREASURY STRIP	08/18/2009	50,300.25	.000	08/15/2024	100,000.00	4.636	1080



Run Date: 9/2/2021 8:33:06 AM

Investments Outstanding As Of Date: 8/31/2021

INVENTORY BY MATURITY REPORT

CUSIP	Investment #	Fund	Issuer	Purchase Date	Current Book	Current Rate	Maturity Date	Current Par	YTM	Days to Maturity
912833LS7	199564	2000	US TREASURY STRIP	08/13/2010	29,634.00	.000	08/15/2024	50,000.00	3.770	1080
912833LS7	200627	2000	US TREASURY STRIP	09/24/2010	61,168.00	.000	08/15/2024	100,000.00	3.570	1080
912833LS7	207494	2000	US TREASURY STRIP	09/23/2011	35,735.50	.000	08/15/2024	50,000.00	2.622	1080
912833LS7	207864	2000	US TREASURY STRIP	10/31/2011	69,763.00	.000	08/15/2024	100,000.00	2.835	1080
912833LS7	207917	2000	US TREASURY STRIP	11/03/2011	34,779.50	.000	08/15/2024	50,000.00	2.860	1080
912833LS7	211243	2000	US TREASURY STRIP	08/17/2012	38,678.50	.000	08/15/2024	50,000.00	2.152	1080
912833LS7	211303	2000	US TREASURY STRIP	08/22/2012	76,301.00	.000	08/15/2024	100,000.00	2.270	1080
912833LS7	215298	2000	US TREASURY STRIP	08/16/2013	35,765.00	.000	08/15/2024	50,000.00	3.070	1080
912833LS7	215621	2000	US TREASURY STRIP	09/26/2013	35,911.50	.000	08/15/2024	50,000.00	3.064	1080
912833LS7	215885	2000	US TREASURY STRIP	11/01/2013	73,534.00	.000	08/15/2024	100,000.00	2.870	1080
912833LS7	218840	2000	US TREASURY STRIP	08/28/2014	310,592.00	.000	08/15/2024	400,000.00	2.555	1080
912833LS7	219032	2000	US TREASURY STRIP	09/18/2014	76,300.00	.000	08/15/2024	100,000.00	2.749	1080
912833LS7	219293	2000	US TREASURY STRIP	10/17/2014	31,700.40	.000	08/15/2024	40,000.00	2.380	1080
912833LS7	224332	2000	USTREASURYSTRIP	10/08/2015	83,224.00	.000	08/15/2024	100,000.00	2.085	1080
912833LS7	224486	2000	USTREASURYSTRIP	10/22/2015	83,108.00	.000	08/15/2024	100,000.00	2.110	1080
912833LS7	224564	2000	USTREASURYSTRIP	10/29/2015	33,210.40	.000	08/15/2024	40,000.00	2.126	1080
912833LS7	228076	2000	US TREASURY STRI ZERO-% 8	09/23/2016	44,020.50	.000	08/15/2024	50,000.00	1.620	1080
912833LS7	228288	2000	US TREASURY STRI ZERO-% 8	10/14/2016	218,855.00	.000	08/15/2024	250,000.00	1.705	1080
912833LS7	234131	2000	S 0 08-15-24	10/26/2017	34,282.00	.000	08/15/2024	40,000.00	2.280	1080
912833LS7	234155	2000	S 0 08-15-24	10/26/2017	42,881.00	.000	08/15/2024	50,000.00	2.270	1080
912833LS7	234190	2000	S 0 08-15-24	10/27/2017	21,413.00	.000	08/15/2024	25,000.00	2.290	1080
912833LS7	237882	2000	S 0 08-15-24	08/23/2018	101,802.00	.000	08/15/2024	120,000.00	2.770	1080
912833LS7	237920	2000	S 0 08-15-24	08/23/2018	33,954.00	.000	08/15/2024	40,000.00	2.760	1080
912833LS7	237933	2000	S 0 08-15-24	08/23/2018	212,152.50	.000	08/15/2024	250,000.00	2.765	1080
912833LS7	238210	2000	S 0 08-15-24	09/13/2018	33,809.20	.000	08/15/2024	40,000.00	2.860	1080
912833LS7	238689	2000	S 0 08-15-24	10/25/2018	334,564.00	.000	08/15/2024	400,000.00	3.100	1080
912833LS7	242341	2000	S 0 08-15-24	08/19/2019	23,203.75	.000	08/15/2024	25,000.00	1.500	1080
912833LS7	242570	2000	S 0 08-15-24	09/06/2019	93,484.00	.000	08/15/2024	100,000.00	1.369	1080
912833LS7	242663	2000	S 0 08-15-24	09/12/2019	74,269.60	.000	08/15/2024	80,000.00	1.515	1080
912833LS7	242800	2000	S 0 08-15-24	09/23/2019	230,492.50	.000	08/15/2024	250,000.00	1.667	1080
912833LS7	246478	2000	S 0 08-15-24	08/10/2020	39,672.40	.000	08/15/2024	40,000.00	.205	1080
912833LS7	246783	2000	US Treasury Strip 08,15,2024	09/18/2020	79,290.82	.000	08/15/2024	80,000.00	.228	1080
912833LS7	247003	2000	S 0 08-15-24	10/13/2020	39,572.40	.000	08/15/2024	40,000.00	.280	1080



Run Date: 9/2/2021 8:33:06 AM

Investments Outstanding As Of Date: 8/31/2021

INVENTORY BY MATURITY REPORT

CUSIP	Investment #	Fund	Issuer	Purchase Date	Current Book	Current Rate	Maturity Date	Current Par	YTM	Days to Maturity
912833LS7	247130	2000	S 0 08-15-24	10/22/2020	39,613.73	.000	08/15/2024	40,000.00	.255	1080
912833LS7	251647	2000	S 0 08-15-24	08/19/2021	39,519.20	.000	08/15/2024	40,000.00	.405	1080
30231GBC5	242465	1030	XOM 2.019 08-16-24	08/23/2019	5,037,300.00	2.019	08/16/2024	5,000,000.00	1.861	1081
30231GBC5	243569	1030	XOM 2.019 08-16-24	11/29/2019	1,401,479.19	2.019	08/16/2024	1,393,000.00	1.883	1081
3136G4Z71	246690	1010	FNMA 0.45 08-26-24 0000	09/03/2020	19,240,000.00	.450	08/26/2024	19,240,000.00	.450	1091
3130ANK58	251529	1010	FHLB 0.45 08-26-24 0000	08/26/2021	9,996,000.00	.450	08/26/2024	10,000,000.00	.463	1091
3136G4Y72	246603	1010	FNMA 0.455 08-27-24	08/27/2020	15,000,000.00	.455	08/27/2024	15,000,000.00	.455	1092
912828YE4	242556	1020	T 1 1-4 08-31-24	09/03/2019	9,923,437.50	1.250	08/31/2024	10,000,000.00	1.409	1096
912828YE4	250493	1020	T 1 1-4 08-31-24	05/18/2021	10,278,906.25	1.250	08/31/2024	10,000,000.00	.395	1096
912828YE4	250554	1060	T 1 1-4 08-31-24	05/20/2021	51,355,468.75	1.250	08/31/2024	50,000,000.00	.417	1096
912828YE4	250567	1060	T 1 1-4 08-31-24	05/21/2021	51,394,531.25	1.250	08/31/2024	50,000,000.00	.393	1096
3133EL5S9	246675	1010	FFCB 0.48 09-03-24	09/03/2020	20,000,000.00	.480	09/03/2024	20,000,000.00	.480	1099
191216CL2	242627	1030	KO 1 3-4 09-06-24	09/09/2019	9,960,600.00	1.750	09/06/2024	10,000,000.00	1.833	1102
3135G0ZR7	244719	1010	FNMA 2 5-8 09-06-24	03/16/2020	10,773,700.00	2.625	09/06/2024	10,000,000.00	.858	1102
037833DM9	242629	1030	AAPL 1.8 09-11-24	09/11/2019	9,945,000.00	1.800	09/11/2024	10,000,000.00	1.916	1107
48128GK66	242841	1030	JPM 2.15 09-23-24 GMTN	09/23/2019	10,000,000.00	2.150	09/23/2024	10,000,000.00	2.150	1119
3130AK6G6	246922	1010	FHLB 0.39 09-23-24	09/30/2020	14,985,000.00	.390	09/23/2024	15,000,000.00	.415	1119
89236TGH2	242862	1030	TOYOTA 2.15 09-27-24 MTN	09/27/2019	5,000,000.00	2.150	09/27/2024	5,000,000.00	2.150	1123
3133EKU20	242884	1010	FFCB 1.89 09-27-24	09/27/2019	5,000,000.00	1.890	09/27/2024	5,000,000.00	1.890	1123
912828YH7	243092	1020	T 1 1-2 09-30-24	10/11/2019	10,010,937.50	1.500	09/30/2024	10,000,000.00	1.477	1126
912828YH7	243104	1020	T 1 1-2 09-30-24	10/15/2019	9,964,062.50	1.500	09/30/2024	10,000,000.00	1.576	1126
912828YH7	243340	1020	T 1 1-2 09-30-24	11/08/2019	9,882,031.25	1.500	09/30/2024	10,000,000.00	1.752	1126
3134GWWY8	246948	1010	FHLMC 0 3-8 09-30-24 0000	10/02/2020	20,000,000.00	.375	09/30/2024	20,000,000.00	.375	1126
912828YH7	250494	1020	T 1 1-2 09-30-24	05/18/2021	25,910,156.25	1.500	09/30/2024	25,000,000.00	.411	1126
89236TGN9	243122	1030	TOYOTA 2 1-8 10-22-24	10/22/2019	5,000,000.00	2.125	10/22/2024	5,000,000.00	2.125	1148
3134GW3W4	247078	1010	FHLMC 0.41 10-28-24	10/28/2020	15,000,000.00	.410	10/28/2024	15,000,000.00	.410	1154
3136G46R9	247243	1010	FNMA 0.42 10-28-24	10/28/2020	10,854,570.00	.420	10/28/2024	10,860,000.00	.433	1154
69353REF1	248965	1030	PNC 3.3 10-30-24 BKNT	03/02/2021	3,292,530.00	3.300	10/30/2024	3,000,000.00	.603	1156
69353REF1	249217	1030	PNC 3.3 10-30-24 BKNT	03/18/2021	5,467,350.00	3.300	10/30/2024	5,000,000.00	.679	1156
48128GL73	243193	1030	JPM 2 1-4 10-31-24 GMTN	10/31/2019	5,000,000.00	2.250	10/31/2024	5,000,000.00	2.250	1157
912828YM6	243211	1020	T 1 1-2 10-31-24	10/31/2019	14,933,203.13	1.500	10/31/2024	15,000,000.00	1.593	1157
912828YM6	243218	1020	T 1 1-2 10-31-24	10/31/2019	9,916,406.25	1.500	10/31/2024	10,000,000.00	1.675	1157
912828YM6	243295	1020	T 1 1-2 10-31-24	11/06/2019	9,920,312.50	1.500	10/31/2024	10,000,000.00	1.667	1157



Run Date: 9/2/2021 8:33:06 AM

Investments Outstanding As Of Date: 8/31/2021

INVENTORY BY MATURITY REPORT

CUSIP	Investment #	Fund	Issuer	Purchase Date	Current Book	Current Rate	Maturity Date	Current Par	YTM	Days to Maturity
912828YM6	243337	1020	T 1 1-2 10-31-24	11/08/2019	9,904,296.88	1.500	10/31/2024	10,000,000.00	1.701	1157
912828YM6	250557	1060	T 1 1-2 10-31-24	05/20/2021	51,779,296.88	1.500	10/31/2024	50,000,000.00	.458	1157
693475AY1	243262	1030	PNC 2.2 11-01-24	11/06/2019	5,017,400.00	2.200	11/01/2024	5,000,000.00	2.126	1158
693475AY1	243338	1030	PNC 2.2 11-01-24	11/12/2019	4,989,800.00	2.200	11/01/2024	5,000,000.00	2.244	1158
693475AY1	243457	1030	PNC 2.2 11-01-24	11/18/2019	10,033,600.00	2.200	11/01/2024	10,000,000.00	2.128	1158
693475AY1	246896	1030	PNC 2.2 11-01-24	09/29/2020	15,914,700.00	2.200	11/01/2024	15,000,000.00	.685	1158
3133EMFP2	247313	1010	FFCB 0.44 11-04-24	11/04/2020	9,992,000.00	.440	11/04/2024	10,000,000.00	.460	1161
14913Q3B3	250929	1030	CAT 2.15 11-08-24 MTN	06/28/2021	10,481,740.00	2.150	11/08/2024	10,000,000.00	.697	1165
3133EK6L5	243269	1010	FFCB 1.79 11-12-24	11/12/2019	10,000,000.00	1.790	11/12/2024	10,000,000.00	1.790	1169
912833LT5	179298	2000	US TREASURY STRIP	12/18/2006	106,165.00	.000	11/15/2024	250,000.00	4.840	1172
912833LT5	183734	2000	US TREASURY STRIP	12/05/2007	23,205.00	.000	11/15/2024	50,000.00	4.582	1172
912833LT5	183941	2000	US TREASURY STRIP	12/19/2007	44,185.00	.000	11/15/2024	100,000.00	4.890	1172
912833LT5	184231	2000	US TREASURY STRIP	01/10/2008	70,140.00	.000	11/15/2024	150,000.00	4.564	1172
912833LT5	189218	2000	US TREASURY STRIP	11/21/2008	49,875.00	.000	11/15/2024	100,000.00	4.400	1172
912833LT5	189264	2000	US TREASURY STRIP	11/21/2008	2,600.00	.000	11/15/2024	5,000.00	4.133	1172
912833LT5	189963	2000	US TREASURY STRIP	01/12/2009	142,012.50	.000	11/15/2024	250,000.00	3.602	1172
912833LT5	190251	2000	US TREASURY STRIP	02/04/2009	52,959.00	.000	11/15/2024	100,000.00	4.070	1172
912833LT5	194197	2000	US TREASURY STRIP	11/24/2009	51,822.00	.000	11/15/2024	100,000.00	4.438	1172
912833LT5	194730	2000	US TREASURY STRIP	01/28/2010	25,675.50	.000	11/15/2024	50,000.00	4.556	1172
912833LT5	201936	2000	US TREASURY STRIP	11/17/2010	29,484.00	.000	11/15/2024	50,000.00	3.810	1172
912833LT5	202151	2000	US TREASURY STRIP	11/24/2010	28,988.50	.000	11/15/2024	50,000.00	3.939	1172
912833LT5	203391	2000	US TREASURY STRIP	01/31/2011	55,167.00	.000	11/15/2024	100,000.00	4.361	1172
912833LT5	212193	2000	US TREASURY STRIP	11/30/2012	116,995.50	.000	11/15/2024	150,000.00	2.089	1172
912833LT5	212323	2000	US TREASURY STRIP	12/13/2012	273,833.00	.000	11/15/2024	350,000.00	2.069	1172
912833LT5	212652	2000	US TREASURY STRIP	01/17/2013	38,165.50	.000	11/15/2024	50,000.00	2.297	1172
912833LT5	216072	2000	US TREASURY STRIP	11/21/2013	35,877.00	.000	11/15/2024	50,000.00	3.045	1172
912833LT5	216417	2000	US TREASURY STRIP	01/09/2014	70,073.00	.000	11/15/2024	100,000.00	3.305	1172
912833LT5	219694	2000	US TREASURY STRIP	11/20/2014	194,320.00	.000	11/15/2024	250,000.00	2.539	1172
912833LT5	220247	2000	US TREASURY STRIP	01/09/2015	40,861.50	.000	11/15/2024	50,000.00	2.060	1172
912833LT5	220349	2000	US TREASURY STRIP	01/20/2015	81,953.00	.000	11/15/2024	100,000.00	2.038	1172
912833LT5	220435	2000	US TREASURY STRIP	01/26/2015	83,001.00	.000	11/15/2024	100,000.00	1.910	1172
912833LT5	220456	2000	US TREASURY STRIP	01/26/2015	41,430.00	.000	11/15/2024	50,000.00	1.928	1172
912833LT5	220475	2000	US TREASURY STRIP	01/26/2015	33,142.40	.000	11/15/2024	40,000.00	1.928	1172



Run Date: 9/2/2021 8:33:06 AM

Investments Outstanding As Of Date: 8/31/2021

INVENTORY BY MATURITY REPORT

CUSIP	Investment #	Fund	Issuer	Purchase Date	Current Book	Current Rate	Maturity Date	Current Par	YTM	Days to Maturity
912833LT5	220504	2000	US TREASURY STRIP	01/27/2015	207,312.50	.000	11/15/2024	250,000.00	1.920	1172
912833LT5	220608	2000	US TREASURY STRIP	01/29/2015	206,422.50	.000	11/15/2024	250,000.00	1.965	1172
912833LT5	225022	2000	USTREASURYSTRIP	12/24/2015	204,282.50	.000	11/15/2024	250,000.00	2.284	1172
912833LT5	225344	2000	USTREASURYSTRIP	02/04/2016	83,692.00	.000	11/15/2024	100,000.00	2.039	1172
912833LT5	228573	2000	US TREASURY STRI ZERO-% 1	11/14/2016	15,608.88	.000	11/15/2024	18,000.00	1.789	1172
912833LT5	229113	2000	S 0 11-15-24	01/12/2017	16,626.80	.000	11/15/2024	20,000.00	2.370	1172
912833LT5	229116	2000	S 0 11-15-24	01/12/2017	16,626.80	.000	11/15/2024	20,000.00	2.370	1172
912833LT5	229261	2000	S 0 11-15-24	01/26/2017	207,385.00	.000	11/15/2024	250,000.00	2.410	1172
912833LT5	229399	2000	S 0 11-15-24	02/02/2017	33,095.20	.000	11/15/2024	40,000.00	2.450	1172
912833LT5	234359	2000	S 0 11-15-24	11/16/2017	85,095.00	.000	11/15/2024	100,000.00	2.320	1172
912833LT5	234932	2000	S 0 11-15-24	01/25/2018	33,507.60	.000	11/15/2024	40,000.00	2.620	1172
912833LT5	235058	2000	S 0 11-15-24	02/02/2018	33,437.20	.000	11/15/2024	40,000.00	2.660	1172
48128GN63	243291	1030	JPM 2 1-4 11-15-24 GMTN	11/15/2019	10,000,000.00	2.250	11/15/2024	10,000,000.00	2.250	1172
912833LT5	243385	2000	S 0 11-15-24	11/15/2019	36,552.40	.000	11/15/2024	40,000.00	1.811	1172
912828G38	243456	1020	T 2 1-4 11-15-24	11/15/2019	10,292,578.13	2.250	11/15/2024	10,000,000.00	1.638	1172
912833LT5	243627	2000	S 0 11-15-24	12/09/2019	36,902.80	.000	11/15/2024	40,000.00	1.640	1172
912833LT5	243721	2000	S 0 11-15-24	12/16/2019	36,735.20	.000	11/15/2024	40,000.00	1.740	1172
912833LT5	247328	2000	S 0 11-15-24	11/06/2020	39,512.40	.000	11/15/2024	40,000.00	.305	1172
912833LT5	247468	2000	S 0 11-15-24	11/19/2020	78,953.60	.000	11/15/2024	80,000.00	.330	1172
912833LT5	247633	2000	S 0 11-15-24	12/03/2020	39,556.40	.000	11/15/2024	40,000.00	.283	1172
912833LT5	247785	2000	S 0 11-15-24	12/14/2020	39,521.89	.000	11/15/2024	40,000.00	.307	1172
912833LT5	247845	2000	S 0 11-15-24	12/17/2020	39,595.60	.000	11/15/2024	40,000.00	.260	1172
3135G06E8	247502	1010	FNMA 0.42 11-18-24 0001	11/18/2020	9,988,000.00	.420	11/18/2024	10,000,000.00	.450	1175
3135GA3B5	250976	1010	FNMA 0.42 11-18-24	06/29/2021	9,194,152.50	.420	11/18/2024	9,245,000.00	.584	1175
3134GXDZ4	247585	1010	FHLMC 0.45 11-25-24 0000	11/25/2020	20,000,000.00	.450	11/25/2024	20,000,000.00	.450	1182
48128GM49	243543	1030	JPM 2.3 11-27-24 GMTN	11/27/2019	5,000,000.00	2.300	11/27/2024	5,000,000.00	2.300	1184
912828YV6	243661	1020	T 1 1-2 11-30-24	12/06/2019	9,932,421.88	1.500	11/30/2024	10,000,000.00	1.642	1187
912828YV6	243671	1020	T 1 1-2 11-30-24	12/09/2019	9,928,125.00	1.500	11/30/2024	10,000,000.00	1.651	1187
912828YV6	243760	1020	T 1 1-2 11-30-24	12/13/2019	19,787,500.00	1.500	11/30/2024	20,000,000.00	1.724	1187
912828J7	243832	1020	T 2 1-8 11-30-24	12/19/2019	10,172,656.25	2.125	11/30/2024	10,000,000.00	1.759	1187
912828YV6	250556	1060	T 1 1-2 11-30-24	05/20/2021	51,765,625.00	1.500	11/30/2024	50,000,000.00	.490	1187
3136G43E1	246726	1010	FNMA 0.43 12-16-24	09/16/2020	20,000,000.00	.430	12/16/2024	20,000,000.00	.430	1203
3134GWST4	246761	1010	FHLMC 0.45 12-16-24	09/16/2020	15,000,000.00	.450	12/16/2024	15,000,000.00	.450	1203



Run Date: 9/2/2021 8:33:06 AM

Investments Outstanding As Of Date: 8/31/2021

INVENTORY BY MATURITY REPORT

CUSIP	Investment #	Fund	Issuer	Purchase Date	Current Book	Current Rate	Maturity Date	Current Par	YTM	Days to Maturity
3134GV2F4	246137	1010	FHLMC 0.6 12-30-24	06/30/2020	20,000,000.00	.600	12/30/2024	20,000,000.00	.600	1217
3130AKJQ0	247806	1010	FHLB 0.39 12-30-24	12/30/2020	18,967,700.00	.390	12/30/2024	19,000,000.00	.433	1217
912828YY0	243905	1020	T 1 3-4 12-31-24	12/31/2019	10,009,540.30	1.750	12/31/2024	10,000,000.00	1.730	1218
24422EVC0	250514	1030	DE 2.05 01-09-25 MTN	05/20/2021	13,912,555.62	2.050	01/09/2025	13,278,000.00	.716	1227
037833DF4	244003	1030	AAPL 2 3-4 01-13-25	01/13/2020	10,337,200.00	2.750	01/13/2025	10,000,000.00	2.037	1231
31359YCR6	173959	2000	FNMA STRIP	12/13/2005	98,180.60	.000	01/15/2025	266,000.00	5.290	1233
76116EGF1	179704	2000	REF CORP STRIP	01/31/2007	59,028.00	.000	01/15/2025	150,000.00	5.262	1233
478160CJ1	244002	1030	JNJ 2 5-8 01-15-25	01/15/2020	5,775,998.25	2.625	01/15/2025	5,595,000.00	1.943	1233
478160CJ1	244275	1030	JNJ 2 5-8 01-15-25	02/06/2020	4,385,249.22	2.625	01/15/2025	4,202,000.00	1.701	1233
90331HPL1	244083	1030	USB 2.05 01-21-25 BKNT	01/22/2020	2,999,700.00	2.050	01/21/2025	3,000,000.00	2.052	1239
90331HPL1	244086	1030	USB 2.05 01-21-25 BKNT	01/22/2020	2,503,600.00	2.050	01/21/2025	2,500,000.00	2.020	1239
90331HPL1	244088	1030	USB 2.05 01-21-25 BKNT	01/22/2020	8,007,120.00	2.050	01/21/2025	8,000,000.00	2.031	1239
90331HMS9	248551	1030	USB 2.8 01-27-25 BKNT	02/05/2021	10,837,200.00	2.800	01/27/2025	10,000,000.00	.664	1245
90331HMS9	249088	1030	USB 2.8 01-27-25 BKNT	03/10/2021	7,468,320.51	2.800	01/27/2025	7,000,000.00	1.036	1245
3130ANAV2	251718	1010	FHLB 0.55 01-28-25	08/20/2021	6,865,000.00	.550	01/28/2025	6,865,000.00	.550	1246
3134GXKU7	248143	1010	FHLMC 0 3-8 01-29-25	01/29/2021	19,469,775.00	.375	01/29/2025	19,500,000.00	.414	1247
912828Z52	244276	1020	T 1 3-8 01-31-25	02/05/2020	9,986,328.13	1.375	01/31/2025	10,000,000.00	1.403	1249
912828Z52	244290	1020	T 1 3-8 01-31-25	02/06/2020	9,955,468.75	1.375	01/31/2025	10,000,000.00	1.468	1249
912828Z52	250978	1020	T 1 3-8 01-31-25	06/29/2021	51,378,906.25	1.375	01/31/2025	50,000,000.00	.597	1249
46513JRA1	244244	1010	ISRAEL BOND 2.43 2.1.25	02/01/2020	7,000,000.00	2.430	02/01/2025	7,000,000.00	2.430	1250
46513JEB3	244245	1010	ISRAEL BOND 2.28 2.1.25	02/01/2020	28,000,000.00	2.280	02/01/2025	28,000,000.00	2.280	1250
31358C2D7	143508	2000	FNMA STRIP	08/10/2000	427,761.60	.000	02/07/2025	2,195,000.00	6.790	1256
48128GS43	244321	1030	JPM 2 02-12-25 GMTN	02/12/2020	9,970,000.00	2.000	02/12/2025	10,000,000.00	2.063	1261
88579YBH3	244356	1030	MMM 2 02-14-25	02/14/2020	5,036,000.00	2.000	02/14/2025	5,000,000.00	1.849	1263
88579YBH3	251282	1030	MMM 2 02-14-25	07/26/2021	12,029,397.90	2.000	02/14/2025	11,505,000.00	.698	1263
912833LU2	180372	2000	US TREASURY STRIP	04/03/2007	20,723.00	.000	02/15/2025	50,000.00	4.990	1264
912833LU2	180524	2000	US TREASURY STRIP	04/12/2007	40,692.00	.000	02/15/2025	100,000.00	5.103	1264
912833LU2	180740	2000	US TREASURY STRIP	04/30/2007	41,671.00	.000	02/15/2025	100,000.00	4.980	1264
912833LU2	184842	2000	US TREASURY STRIP	02/28/2008	4,450.19	.000	02/15/2025	10,000.00	4.830	1264
912833LU2	185232	2000	US TREASURY STRIP	03/27/2008	4,740.00	.000	02/15/2025	10,000.00	4.470	1264
912833LU2	185275	2000	US TREASURY STRIP	03/28/2008	23,820.50	.000	02/15/2025	50,000.00	4.440	1264
912833LU2	185601	2000	US TREASURY STRIP	04/16/2008	23,797.00	.000	02/15/2025	50,000.00	4.460	1264
912833LU2	185623	2000	US TREASURY STRIP	04/16/2008	4,800.00	.000	02/15/2025	10,000.00	4.408	1264



Run Date: 9/2/2021 8:33:06 AM

Investments Outstanding As Of Date: 8/31/2021

INVENTORY BY MATURITY REPORT

CUSIP	Investment #	Fund	Issuer	Purchase Date	Current Book	Current Rate	Maturity Date	Current Par	YTM	Days to Maturity
912833LU2	185887	2000	US TREASURY STRIP	04/28/2008	11,305.75	.000	02/15/2025	25,000.00	4.780	1264
912833LU2	190601	2000	US TREASURY STRIP	02/27/2009	26,736.50	.000	02/15/2025	50,000.00	3.959	1264
912833LU2	190832	2000	US TREASURY STRIP	03/20/2009	26,256.50	.000	02/15/2025	50,000.00	4.090	1264
912833LU2	190958	2000	US TREASURY STRIP	03/30/2009	53,103.00	.000	02/15/2025	100,000.00	4.025	1264
912833LU2	191124	2000	US TREASURY STRIP	04/13/2009	2,750.00	.000	02/15/2025	5,000.00	3.809	1264
912833LU2	191215	2000	US TREASURY STRIP	04/16/2009	26,355.50	.000	02/15/2025	50,000.00	4.085	1264
912833LU2	191862	2000	US TREASURY STRIP	04/24/2009	26,435.00	.000	02/15/2025	50,000.00	4.072	1264
912833LU2	194861	2000	US TREASURY STRIP	02/08/2010	49,845.00	.000	02/15/2025	100,000.00	4.690	1264
912833LU2	195185	2000	US TREASURY STRIP	03/03/2010	25,037.00	.000	02/15/2025	50,000.00	4.679	1264
912833LU2	195392	2000	US TREASURY STRIP	03/12/2010	49,804.00	.000	02/15/2025	100,000.00	4.724	1264
912833LU2	195861	2000	US TREASURY STRIP	04/08/2010	24,416.00	.000	02/15/2025	50,000.00	4.883	1264
912833LU2	196886	2000	US TREASURY STRIP	04/30/2010	25,530.00	.000	02/15/2025	50,000.00	4.595	1264
912833LU2	203860	2000	US TREASURY STRIP	02/28/2011	27,180.00	.000	02/15/2025	50,000.00	4.413	1264
912833LU2	204507	2000	US TREASURY STRIP	04/12/2011	53,930.00	.000	02/15/2025	100,000.00	4.510	1264
912833LU2	205420	2000	US TREASURY STRIP	05/05/2011	56,398.00	.000	02/15/2025	100,000.00	4.199	1264
912833LU2	208703	2000	US TREASURY STRIP	02/16/2012	35,489.00	.000	02/15/2025	50,000.00	2.655	1264
912833LU2	208874	2000	US TREASURY STRIP	03/05/2012	71,366.00	.000	02/15/2025	100,000.00	2.622	1264
912833LU2	209013	2000	US TREASURY STRIP	03/19/2012	34,043.00	.000	02/15/2025	50,000.00	3.000	1264
912833LU2	209138	2000	US TREASURY STRIP	04/05/2012	34,583.00	.000	02/15/2025	50,000.00	2.887	1264
912833LU2	209930	2000	US TREASURY STRIP	04/30/2012	35,684.00	.000	02/15/2025	50,000.00	2.654	1264
912833LU2	213290	2000	US TREASURY STRIP	03/25/2013	37,514.00	.000	02/15/2025	50,000.00	2.430	1264
912833LU2	213362	2000	US TREASURY STRIP	03/28/2013	75,184.00	.000	02/15/2025	100,000.00	2.414	1264
912833LU2	213439	2000	US TREASURY STRIP	04/04/2013	38,052.50	.000	02/15/2025	50,000.00	2.314	1264
912833LU2	213506	2000	US TREASURY STRIP	04/12/2013	77,296.00	.000	02/15/2025	100,000.00	2.186	1264
912833LU2	214258	2000	US TREASURY STRIP	05/02/2013	78,032.00	.000	02/15/2025	100,000.00	2.115	1264
912833LU2	216912	2000	US TREASURY STRIP	03/21/2014	180,677.50	.000	02/15/2025	250,000.00	3.000	1264
912833LU2	220877	2000	US TREASURY STRIP	02/13/2015	32,390.80	.000	02/15/2025	40,000.00	2.120	1264
912833LU2	222351	2000	US TREASURY STRIP	04/30/2015	32,756.00	.000	02/15/2025	40,000.00	2.050	1264
912833LU2	225735	2000	USTREASURYSTRIP	03/17/2016	33,329.60	.000	02/15/2025	40,000.00	2.057	1264
912833LU2	225748	2000	USTREASURYSTRIP	03/17/2016	15,189.11	.000	02/15/2025	18,250.00	2.070	1264
912833LU2	229655	2000	S 0 02-15-25	02/24/2017	42,821.48	.000	02/15/2025	52,000.00	2.450	1264
912833LU2	230019	2000	S 0 02-15-25	03/24/2017	330,096.00	.000	02/15/2025	400,000.00	2.447	1264
912833LU2	230114	2000	S 0 02-15-25	03/30/2017	207,365.00	.000	02/15/2025	250,000.00	2.387	1264



Run Date: 9/2/2021 8:33:06 AM

Investments Outstanding As Of Date: 8/31/2021

INVENTORY BY MATURITY REPORT

CUSIP	Investment #	Fund	Issuer	Purchase Date	Current Book	Current Rate	Maturity Date	Current Par	YTM	Days to Maturity
912833LU2	230234	2000	S 0 02-15-25	04/06/2017	41,675.00	.000	02/15/2025	50,000.00	2.330	1264
912833LU2	230355	2000	S 0 02-15-25	04/17/2017	33,492.80	.000	02/15/2025	40,000.00	2.280	1264
912833LU2	230990	2000	S 0 02-15-25	04/28/2017	209,797.50	.000	02/15/2025	250,000.00	2.260	1264
912833LU2	235199	2000	S 0 02-15-25	02/15/2018	32,902.40	.000	02/15/2025	40,000.00	2.810	1264
912833LU2	235368	2000	S 0 02-15-25	03/01/2018	32,960.80	.000	02/15/2025	40,000.00	2.800	1264
912833LU2	235393	2000	S 0 02-15-25	03/01/2018	32,919.20	.000	02/15/2025	40,000.00	2.818	1264
912833LU2	235453	2000	S 0 02-15-25	03/05/2018	164,144.00	.000	02/15/2025	200,000.00	2.863	1264
912833LU2	235526	2000	S 0 02-15-25	03/08/2018	32,958.80	.000	02/15/2025	40,000.00	2.809	1264
912833LU2	236308	2000	S 0 02-15-25	04/26/2018	32,771.20	.000	02/15/2025	40,000.00	2.950	1264
912833LU2	244735	2000	S 0 02-15-25	03/19/2020	38,990.00	.000	02/15/2025	40,000.00	.522	1264
912833LU2	244838	2000	S 0 02-15-25	04/02/2020	24,518.00	.000	02/15/2025	25,000.00	.400	1264
912833LU2	249111	2000	S 0 02-15-25	03/12/2021	39,076.80	.000	02/15/2025	40,000.00	.595	1264
912833LU2	249139	2000	S 0 02-15-25	03/12/2021	78,153.60	.000	02/15/2025	80,000.00	.595	1264
912833LU2	250113	2000	S 0 02-15-25	05/03/2021	39,153.60	.000	02/15/2025	40,000.00	.566	1264
3130ALHA5	248852	1010	FHLB 0.47 02-25-25	02/25/2021	15,000,000.00	.470	02/25/2025	15,000,000.00	.470	1274
3134GWMN3	246602	1010	FHLMC 0.52 02-27-25	08/27/2020	9,995,000.00	.520	02/27/2025	10,000,000.00	.531	1276
912828ZC7	250488	1020	T 1 1-8 02-28-25	05/18/2021	10,223,437.50	1.125	02/28/2025	10,000,000.00	.528	1277
912828ZC7	250975	1020	T 1 1-8 02-28-25	06/29/2021	50,921,875.00	1.125	02/28/2025	50,000,000.00	.616	1277
46513JEE7	244690	1010	ISRAEL BOND 1.95 3-01-25	03/15/2020	10,000,000.00	1.950	03/01/2025	10,000,000.00	1.950	1278
3133ELQY3	244676	1010	FFCB 1.21 03-03-25	03/11/2020	10,178,000.00	1.210	03/03/2025	10,000,000.00	.844	1280
3133ELQY3	244686	1010	FFCB 1.21 03-03-25	03/12/2020	10,148,000.00	1.210	03/03/2025	10,000,000.00	.905	1280
30231GAF9	248814	1030	XOM 2.709 03-06-25	02/24/2021	6,532,490.00	2.709	03/06/2025	6,100,000.00	.914	1283
30231GAF9	248936	1030	XOM 2.709 03-06-25	03/01/2021	5,328,300.00	2.709	03/06/2025	5,000,000.00	1.035	1283
30231GAF9	251179	1030	XOM 2.709 03-06-25	07/15/2021	10,623,800.00	2.709	03/06/2025	10,000,000.00	.962	1283
30231GAF9	251336	1030	XOM 2.709 03-06-25	07/28/2021	5,318,900.00	2.709	03/06/2025	5,000,000.00	.907	1283
30231GAF9	251573	1030	XOM 2.709 03-06-25	08/12/2021	10,602,800.00	2.709	03/06/2025	10,000,000.00	.985	1283
3130AJBDO	244530	1010	FHLB 1.48 03-10-25	03/10/2020	11,550,000.00	1.480	03/10/2025	11,550,000.00	1.480	1287
3133EMJP8	247680	1010	FFCB 0.49 03-10-25	12/10/2020	15,000,000.00	.490	03/10/2025	15,000,000.00	.490	1287
3133ELTV6	244687	1010	FFCB 0.9 03-17-25	03/17/2020	9,994,300.00	.900	03/17/2025	10,000,000.00	.912	1294
3133EMTQ5	249171	1010	FFCB 0.7 3-17-25	03/17/2021	25,000,000.00	.700	03/17/2025	25,000,000.00	.700	1294
3133EMTQ5	249234	1010	FFCB 0.7 03-17-25	03/18/2021	18,981,000.00	.700	03/17/2025	19,000,000.00	.725	1294
3133EMTQ5	249265	1010	FFCB 0.7 03-17-25	03/22/2021	9,990,000.00	.700	03/17/2025	10,000,000.00	.725	1294
458140BP4	248182	1030	INTC 3.4 03-25-25	01/14/2021	5,520,750.00	3.400	03/25/2025	5,000,000.00	.868	1302



Run Date: 9/2/2021 8:33:06 AM

Investments Outstanding As Of Date: 8/31/2021

INVENTORY BY MATURITY REPORT

CUSIP	Investment #	Fund	Issuer	Purchase Date	Current Book	Current Rate	Maturity Date	Current Par	YTM	Days to Maturity
912828ZF0	246644	1020	T 0 1-2 03-31-25	08/27/2020	20,193,750.00	.500	03/31/2025	20,000,000.00	.288	1308
912828ZF0	248966	1020	T 0 1-2 03-31-25	03/01/2021	19,912,500.00	.500	03/31/2025	20,000,000.00	.609	1308
912828ZF0	250490	1020	T 0 1-2 03-31-25	05/18/2021	19,962,500.00	.500	03/31/2025	20,000,000.00	.549	1308
677522U77	244122	1010	OPFC Veterans Compensation	02/05/2020	4,830,000.00	1.960	04/01/2025	4,830,000.00	1.960	1309
3133EMBK7	247182	1010	FFCB 0.45 04-07-25	10/22/2020	4,991,000.00	.450	04/07/2025	5,000,000.00	.491	1315
31364DKF2	128970	2000	FNMA STRIP	02/07/2000	223,375.00	.000	04/08/2025	1,250,000.00	6.961	1316
3134GVKP2	244945	1010	FHLMC 1 04-21-25	04/21/2020	15,000,000.00	1.000	04/21/2025	15,000,000.00	1.000	1329
3133EMWH1	250023	1010	FFCB 0.71 04-21-25	04/22/2021	15,000,000.00	.710	04/21/2025	15,000,000.00	.710	1329
3135G03U5	245575	1010	FNMA 0 5-8 04-22-25	04/24/2020	14,969,100.00	.625	04/22/2025	15,000,000.00	.667	1330
3135G03U5	245799	1010	FNMA 0 5-8 04-22-25	05/04/2020	10,023,300.00	.625	04/22/2025	10,000,000.00	.577	1330
3134GVQQ4	245806	1010	FHLMC 0 3-4 04-30-25 0000	05/05/2020	15,000,000.00	.750	04/30/2025	15,000,000.00	.750	1338
912828ZL7	250759	1020	T 0 3-8 04-30-25	06/11/2021	49,759,500.00	.375	04/30/2025	50,000,000.00	.500	1338
3134GXAG9	247293	1010	FHLMC 0.46 5-2-25	11/02/2020	10,000,000.00	.460	05/02/2025	10,000,000.00	.460	1340
3134GVPJ1	245628	1010	FHLMC 0.7 05-06-25	05/06/2020	25,000,000.00	.700	05/06/2025	25,000,000.00	.700	1344
037833DT4	245809	1030	AAPL 1 1-8 05-11-25	05/11/2020	10,028,300.00	1.125	05/11/2025	10,000,000.00	1.067	1349
037833DT4	251838	1030	AAPL 1 1-8 05-11-25	08/31/2021	10,126,200.00	1.125	05/11/2025	10,000,000.00	.778	1349
912833LV0	181171	2000	US TREASURY STRIP	05/31/2007	19,959.50	.000	05/15/2025	50,000.00	5.180	1353
912833LV0	181419	2000	US TREASURY STRIP	06/26/2007	19,228.50	.000	05/15/2025	50,000.00	5.415	1353
912833LV0	181560	2000	US TREASURY STRIP	07/06/2007	19,671.00	.000	05/15/2025	50,000.00	5.292	1353
912833LV0	181866	2000	US TREASURY STRIP	07/30/2007	40,080.00	.000	05/15/2025	100,000.00	5.205	1353
912833LV0	186338	2010	US TREASURY STRIP	05/22/2008	3,362,475.66	.000	05/15/2025	7,538,000.00	4.811	1353
912833LV0	186424	2000	US TREASURY STRIP	05/27/2008	22,582.00	.000	05/15/2025	50,000.00	4.740	1353
912833LV0	186669	2000	US TREASURY STRIP	06/09/2008	11,087.50	.000	05/15/2025	25,000.00	4.860	1353
912833LV0	187232	2000	US TREASURY STRIP	07/11/2008	4,607.10	.000	05/15/2025	10,000.00	4.654	1353
912833LV0	192221	2000	US TREASURY STRIP	05/13/2009	72,570.00	.000	05/15/2025	150,000.00	4.588	1353
912833LV0	193239	2000	US TREASURY STRIP	08/18/2009	23,949.52	.000	05/15/2025	50,000.00	4.731	1353
912833LV0	197106	2000	US TREASURY STRIP	05/11/2010	159,702.01	.000	05/15/2025	306,000.00	4.379	1353
912833LV0	197199	2000	US TREASURY STRIP	05/14/2010	12,980.00	.000	05/15/2025	25,000.00	4.417	1353
912833LV0	198379	2000	US TREASURY STRIP	06/30/2010	27,752.50	.000	05/15/2025	50,000.00	3.997	1353
912833LV0	198708	2000	US TREASURY STRIP	07/13/2010	55,350.00	.000	05/15/2025	100,000.00	4.026	1353
912833LV0	205479	2000	US TREASURY STRIP	05/09/2011	56,083.00	.000	05/15/2025	100,000.00	4.169	1353
912833LV0	206124	2000	US TREASURY STRIP	06/13/2011	58,012.00	.000	05/15/2025	100,000.00	3.950	1353
912833LV0	206330	2000	US TREASURY STRIP	06/23/2011	28,997.00	.000	05/15/2025	50,000.00	3.960	1353



Run Date: 9/2/2021 8:33:06 AM

Investments Outstanding As Of Date: 8/31/2021

INVENTORY BY MATURITY REPORT

CUSIP	Investment #	Fund	Issuer	Purchase Date	Current Book	Current Rate	Maturity Date	Current Par	YTM	Days to Maturity
912833LVO	206376	2000	US TREASURY STRIP	06/27/2011	28,917.00	.000	05/15/2025	50,000.00	3.983	1353
912833LVO	210183	2000	US TREASURY STRIP	05/16/2012	36,274.50	.000	05/15/2025	50,000.00	2.484	1353
912833LVO	210398	2000	US TREASURY STRIP	06/06/2012	38,344.00	.000	05/15/2025	50,000.00	2.062	1353
912833LVO	210604	2000	US TREASURY STRIP	06/25/2012	37,390.00	.000	05/15/2025	50,000.00	2.268	1353
912833LVO	214709	2000	US TREASURY STRIP	06/17/2013	36,371.00	.000	05/15/2025	50,000.00	2.690	1353
912833LVO	218187	2000	US TREASURY STRIP	06/26/2014	36,586.50	.000	05/15/2025	50,000.00	2.890	1353
912833LVO	218213	2000	US TREASURY STRIP	06/27/2014	36,483.50	.000	05/15/2025	50,000.00	2.917	1353
912833LVO	218583	2000	US TREASURY STRIP	07/31/2014	37,316.00	.000	05/15/2025	50,000.00	2.730	1353
912833LVO	222630	2000	US TREASURY STRIP	05/21/2015	197,090.00	.000	05/15/2025	250,000.00	2.396	1353
912833LVO	226878	2000	US TREASURY STRI ZERO-% 5	05/26/2016	101,092.80	.000	05/15/2025	120,000.00	1.921	1353
912833LVO	227317	2000	US TREASURY STRI ZERO-% 5	07/15/2016	43,758.50	.000	05/15/2025	50,000.00	1.515	1353
912833LVO	227501	2000	US TREASURY STRI ZERO-% 5	07/29/2016	34,722.80	.000	05/15/2025	40,000.00	1.615	1353
912833LVO	227673	2000	US TREASURY STRI ZERO-% 5	08/12/2016	86,709.00	.000	05/15/2025	100,000.00	1.635	1353
912833LVO	231307	2000	S 0 05-15-25	05/11/2017	33,151.20	.000	05/15/2025	40,000.00	2.358	1353
912833LVO	231594	2000	S 0 05-15-25	06/02/2017	33,612.80	.000	05/15/2025	40,000.00	2.200	1353
912833LVO	237034	2000	S 0 05-15-25	06/14/2018	32,686.40	.000	05/15/2025	40,000.00	2.940	1353
912833LVO	237319	2000	S 0 05-15-25	07/06/2018	32,952.80	.000	05/15/2025	40,000.00	2.846	1353
912833LVO	237413	2000	S 0 05-15-25	07/12/2018	32,964.40	.000	05/15/2025	40,000.00	2.847	1353
912833LVO	241258	2000	S 0 05-15-25	05/09/2019	34,713.20	.000	05/15/2025	40,000.00	2.370	1353
912833LVO	241682	2000	S 0 05-15-25	06/21/2019	35,730.80	.000	05/15/2025	40,000.00	1.922	1353
912833LVO	241907	2000	S 0 05-15-25	07/11/2019	35,793.60	.000	05/15/2025	40,000.00	1.910	1353
912833LVO	242042	2000	S 0 05-15-25	07/22/2019	223,662.50	.000	05/15/2025	250,000.00	1.924	1353
912833LVO	242101	2000	S 0 05-15-25	07/26/2019	35,938.80	.000	05/15/2025	40,000.00	1.853	1353
912833LVO	245847	2000	S 0 05-15-25	05/18/2020	39,253.60	.000	05/15/2025	40,000.00	.378	1353
912833LVO	246027	2000	S 0 05-15-25	06/12/2020	39,103.20	.000	05/15/2025	40,000.00	.461	1353
912833LVO	246089	2000	S 0 05-15-25	06/19/2020	39,215.60	.000	05/15/2025	40,000.00	.404	1353
912833LVO	246252	2000	S 0 05-15-25	07/16/2020	39,348.80	.000	05/15/2025	40,000.00	.340	1353
912833LVO	246276	2000	S 0 05-15-25	07/16/2020	39,348.80	.000	05/15/2025	40,000.00	.340	1353
912833LVO	246317	2000	S 0 05-15-25	07/20/2020	39,359.60	.000	05/15/2025	40,000.00	.335	1353
912833LVO	250340	2000	S 0 05-15-25	05/10/2021	78,115.20	.000	05/15/2025	80,000.00	.595	1353
912833LVO	250716	2000	S 0 05-15-25	06/11/2021	39,146.40	.000	05/15/2025	40,000.00	.550	1353
912833LVO	251116	2000	S 0 05-15-25	07/15/2021	39,055.20	.000	05/15/2025	40,000.00	.624	1353
912833LVO	251140	2000	S 0 05-15-25	07/15/2021	195,378.00	.000	05/15/2025	200,000.00	.611	1353



Run Date: 9/2/2021 8:33:06 AM

Investments Outstanding As Of Date: 8/31/2021

INVENTORY BY MATURITY REPORT

CUSIP	Investment #	Fund	Issuer	Purchase Date	Current Book	Current Rate	Maturity Date	Current Par	YTM	Days to Maturity
912833LV0	251353	2000	S 0 05-15-25	07/30/2021	39,199.60	.000	05/15/2025	40,000.00	.534	1353
912833LV0	251386	2000	S 0 05-15-25	08/02/2021	97,961.00	.000	05/15/2025	100,000.00	.545	1353
3133ELC28	245934	1010	FFCB 0.73 05-27-25	05/28/2020	24,968,750.00	.730	05/27/2025	25,000,000.00	.756	1365
3134GVB31	245993	1010	FHLMC 0 3-4 05-28-25	06/05/2020	13,401,867.00	.750	05/28/2025	13,422,000.00	.781	1366
912828ZT0	249086	1020	T 0 1-4 05-31-25	03/09/2021	24,560,546.88	.250	05/31/2025	25,000,000.00	.672	1369
912828ZT0	250758	1020	T 0 1-4 05-31-25	06/11/2021	49,457,031.25	.250	05/31/2025	50,000,000.00	.527	1369
69353REQ7	248113	1030	PNC 3 1-4 06-01-25 BKNT	01/08/2021	11,304,048.00	3.250	06/01/2025	10,200,000.00	.743	1370
3130ALHP2	248886	1010	FHLB 0.59 06-10-25	03/10/2021	15,000,000.00	.590	06/10/2025	15,000,000.00	.590	1379
3135G04Z3	246986	1010	FNMA 0 1-2 06-17-25	10/07/2020	15,442,812.00	.500	06/17/2025	15,400,000.00	.440	1386
3135G04Z3	247351	1010	FNMA 0 1-2 06-17-25	11/04/2020	15,000,000.00	.500	06/17/2025	15,000,000.00	.500	1386
3135G04Z3	250880	1010	FNMA 0 1-2 06-17-25	06/22/2021	20,558,337.80	.500	06/17/2025	20,735,000.00	.717	1386
48128GU40	246123	1030	JPM 1.05 6-23-25	06/23/2020	10,000,000.00	1.050	06/23/2025	10,000,000.00	1.050	1392
912828ZW3	246950	1020	T 0 1-4 06-30-25	10/02/2020	24,976,562.50	.250	06/30/2025	25,000,000.00	.270	1399
912828ZW3	246974	1020	T 0 1-4 06-30-25	10/06/2020	19,951,562.50	.250	06/30/2025	20,000,000.00	.302	1399
912828ZW3	246984	1020	T 0 1-4 06-30-25	10/07/2020	19,940,625.00	.250	06/30/2025	20,000,000.00	.313	1399
912828ZW3	247746	1020	T 0.25 6-30-25	12/07/2020	9,940,625.00	.250	06/30/2025	10,000,000.00	.381	1399
3130AMSC7	250749	1010	FHLB 0 5-8 06-30-25	06/30/2021	3,000,000.00	.625	06/30/2025	3,000,000.00	.625	1399
3130AMZE5	250892	1060	FHLB 0 1-4 06-30-25 0001	06/30/2021	50,000,000.00	.250	06/30/2025	50,000,000.00	.250	1399
3130AN4D9	250979	1010	FHLB 0.75 06-30-2025	06/30/2021	5,000,000.00	.750	06/30/2025	5,000,000.00	.750	1399
3136G4YT4	246184	1010	FNMA 0 3-4 07-14-25	07/14/2020	10,000,000.00	.750	07/14/2025	10,000,000.00	.750	1413
3130AN4N7	251050	1010	FHLB 0.72 07-14-25	07/14/2021	20,000,000.00	.720	07/14/2025	20,000,000.00	.720	1413
46625HMN7	246895	1030	JPM 3.9 07-15-25	09/29/2020	4,525,736.00	3.900	07/15/2025	3,998,000.00	1.068	1414
46625HMN7	247830	1030	JPM 3.9 07-15-25	12/15/2020	6,355,691.67	3.900	07/15/2025	5,617,000.00	.960	1414
3130AKM29	251018	1010	FHLB 0.4 07-15-25	07/06/2021	4,934,500.00	.400	07/15/2025	5,000,000.00	.731	1414
3134GV5V6	246204	1010	FHLMC 0.6 07-22-25	07/22/2020	15,000,000.00	.600	07/22/2025	15,000,000.00	.600	1421
3133ELX33	246387	1010	FFCB 0.69 7.22.25	07/23/2020	9,995,000.00	.690	07/22/2025	10,000,000.00	.700	1421
3136G4D75	246418	1010	FNMA 0.6 07-29-25 0000	07/29/2020	20,000,000.00	.600	07/29/2025	20,000,000.00	.600	1428
3136G4ZP1	246312	1010	FNMA 0.65 07-30-25	07/30/2020	14,976,750.00	.650	07/30/2025	15,000,000.00	.682	1429
91282CAB7	246542	1020	T 0 1-4 07-31-25	08/13/2020	19,951,562.50	.250	07/31/2025	20,000,000.00	.299	1430
91282CAB7	246633	1020	T 0 1-4 07-31-25	08/26/2020	19,956,250.00	.250	07/31/2025	20,000,000.00	.295	1430
3136G4B77	246417	1010	FNMA 0.7 08-04-25	08/04/2020	10,000,000.00	.700	08/04/2025	10,000,000.00	.700	1434
3134GWJN7	250470	1010	FHLMC 0.68 08-06-25	05/17/2021	16,971,780.00	.680	08/06/2025	17,000,000.00	.720	1436
3136G4C43	246419	1010	FNMA 0.65 08-14-25	08/14/2020	15,000,000.00	.650	08/14/2025	15,000,000.00	.650	1444



Run Date: 9/2/2021 8:33:06 AM

Investments Outstanding As Of Date: 8/31/2021

INVENTORY BY MATURITY REPORT

CUSIP	Investment #	Fund	Issuer	Purchase Date	Current Book	Current Rate	Maturity Date	Current Par	YTM	Days to Maturity
3135G05S8	246512	1010	FNMA 0 1-2 08-14-25	08/14/2020	20,000,000.00	.500	08/14/2025	20,000,000.00	.500	1444
912833LW8	178337	2000	US TREASURY STRIP	10/04/2006	20,025.00	.000	08/15/2025	50,000.00	4.910	1445
912833LW8	178591	2000	US TREASURY STRIP	10/26/2006	53,924.88	.000	08/15/2025	138,000.00	5.060	1445
912833LW8	179001	2000	US TREASURY STRIP	11/28/2006	20,561.50	.000	08/15/2025	50,000.00	4.805	1445
912833LW8	182225	2000	US TREASURY STRIP	08/28/2007	40,395.00	.000	08/15/2025	100,000.00	5.110	1445
912833LW8	182556	2000	US TREASURY STRIP	09/25/2007	40,300.00	.000	08/15/2025	100,000.00	5.146	1445
912833LW8	182761	2000	US TREASURY STRIP	10/05/2007	41,591.00	.000	08/15/2025	100,000.00	4.972	1445
912833LW8	188072	2000	US TREASURY STRIP	09/15/2008	23,900.00	.000	08/15/2025	50,000.00	4.412	1445
912833LW8	188167	2010	US TREASURY STRIP	09/22/2008	283,253.76	.000	08/15/2025	576,000.00	4.245	1445
912833LW8	193258	2000	US TREASURY STRIP	08/18/2009	47,575.25	.000	08/15/2025	100,000.00	4.700	1445
912833LW8	199566	2000	US TREASURY STRIP	08/13/2010	28,213.50	.000	08/15/2025	50,000.00	3.850	1445
912833LW8	200628	2000	US TREASURY STRIP	09/24/2010	58,269.00	.000	08/15/2025	100,000.00	3.660	1445
912833LW8	207495	2000	US TREASURY STRIP	09/23/2011	34,194.00	.000	08/15/2025	50,000.00	2.754	1445
912833LW8	207865	2000	US TREASURY STRIP	10/31/2011	66,683.00	.000	08/15/2025	100,000.00	2.960	1445
912833LW8	207918	2000	US TREASURY STRIP	11/03/2011	33,304.50	.000	08/15/2025	50,000.00	2.970	1445
912833LW8	211244	2000	US TREASURY STRIP	08/17/2012	37,131.50	.000	08/15/2025	50,000.00	2.303	1445
912833LW8	211304	2000	US TREASURY STRIP	08/22/2012	73,174.00	.000	08/15/2025	100,000.00	2.421	1445
912833LW8	215299	2000	US TREASURY STRIP	08/16/2013	34,042.50	.000	08/15/2025	50,000.00	3.230	1445
912833LW8	215622	2000	US TREASURY STRIP	09/26/2013	34,202.00	.000	08/15/2025	50,000.00	3.221	1445
912833LW8	215886	2000	US TREASURY STRIP	11/01/2013	70,071.00	.000	08/15/2025	100,000.00	3.040	1445
912833LW8	218841	2000	US TREASURY STRIP	08/28/2014	299,544.00	.000	08/15/2025	400,000.00	2.655	1445
912833LW8	219033	2000	US TREASURY STRIP	09/18/2014	73,400.00	.000	08/15/2025	100,000.00	2.855	1445
912833LW8	219294	2000	US TREASURY STRIP	10/17/2014	30,580.80	.000	08/15/2025	40,000.00	2.495	1445
912833LW8	224333	2000	USTREASURYSTRI	10/08/2015	80,922.00	.000	08/15/2025	100,000.00	2.160	1445
912833LW8	224487	2000	USTREASURYSTRI	10/22/2015	80,988.00	.000	08/15/2025	100,000.00	2.160	1445
912833LW8	224565	2000	USTREASURYSTRI	10/29/2015	32,300.00	.000	08/15/2025	40,000.00	2.195	1445
912833LW8	228077	2000	US TREASURY STRI ZERO-% 8	09/23/2016	42,954.50	.000	08/15/2025	50,000.00	1.715	1445
912833LW8	228289	2000	US TREASURY STRI ZERO-% 8	10/14/2016	213,387.50	.000	08/15/2025	250,000.00	1.800	1445
912833LW8	234132	2000	S 0 08-15-25	10/26/2017	33,358.80	.000	08/15/2025	40,000.00	2.340	1445
912833LW8	234156	2000	S 0 08-15-25	10/26/2017	41,698.50	.000	08/15/2025	50,000.00	2.340	1445
912833LW8	234191	2000	S 0 08-15-25	10/27/2017	20,818.25	.000	08/15/2025	25,000.00	2.360	1445
912833LW8	237893	2000	S 0 08-15-25	08/23/2018	98,767.20	.000	08/15/2025	120,000.00	2.810	1445
912833LW8	237921	2000	S 0 08-15-25	08/23/2018	32,945.20	.000	08/15/2025	40,000.00	2.800	1445



Run Date: 9/2/2021 8:33:06 AM

Investments Outstanding As Of Date: 8/31/2021

INVENTORY BY MATURITY REPORT

CUSIP	Investment #	Fund	Issuer	Purchase Date	Current Book	Current Rate	Maturity Date	Current Par	YTM	Days to Maturity
912833LW8	237934	2000	S 0 08-15-25	08/23/2018	205,827.50	.000	08/15/2025	250,000.00	2.806	1445
912833LW8	238211	2000	S 0 08-15-25	09/13/2018	32,773.20	.000	08/15/2025	40,000.00	2.900	1445
912833LW8	238688	2000	S 0 08-15-25	10/25/2018	323,192.00	.000	08/15/2025	400,000.00	3.157	1445
912833LW8	242342	2000	S 0 08-15-25	08/19/2019	22,832.50	.000	08/15/2025	25,000.00	1.520	1445
912833LW8	242571	2000	S 0 08-15-25	09/06/2019	91,976.00	.000	08/15/2025	100,000.00	1.413	1445
912833LW8	242664	2000	S 0 08-15-25	09/12/2019	72,920.80	.000	08/15/2025	80,000.00	1.570	1445
912833LW8	242801	2000	S 0 08-15-25	09/23/2019	226,035.00	.000	08/15/2025	250,000.00	1.717	1445
912833LW8	246479	2000	S 0 08-15-25	08/10/2020	39,442.80	.000	08/15/2025	40,000.00	.280	1445
912833LW8	246784	2000	US Treasury Strip 08,15,2025	09/18/2020	78,742.88	.000	08/15/2025	80,000.00	.323	1445
912833LW8	247004	2000	S 0 08-15-25	10/13/2020	39,243.20	.000	08/15/2025	40,000.00	.395	1445
912833LW8	247131	2000	S 0 08-15-25	10/22/2020	39,263.16	.000	08/15/2025	40,000.00	.386	1445
912833LW8	251648	2000	S 0 08-15-25	08/19/2021	39,040.00	.000	08/15/2025	40,000.00	.610	1445
3136G4H30	246443	1010	FNMA 0.6 08-18-25 0000	08/18/2020	15,000,000.00	.600	08/18/2025	15,000,000.00	.600	1448
3136G4H71	246499	1010	FNMA 0 1-2 08-18-25	08/18/2020	7,500,000.00	.500	08/18/2025	7,500,000.00	.500	1448
3136G4H63	246500	1010	FNMA 0.55 08-19-25	08/19/2020	10,000,000.00	.550	08/19/2025	10,000,000.00	.550	1449
3136G4R47	246546	1010	FNMA 0 5-8 08-19-25	08/19/2020	20,000,000.00	.625	08/19/2025	20,000,000.00	.625	1449
3136G4K77	246511	1010	FNMA 0.45 08-21-25	08/21/2020	10,000,000.00	.450	08/21/2025	10,000,000.00	.450	1451
3136G4N74	246584	1010	FNMA 0.56 08-21-25	08/21/2020	10,000,000.00	.560	08/21/2025	10,000,000.00	.560	1451
3136G4P98	246532	1010	FNMA 0 1-2 08-25-25	08/25/2020	14,980,500.00	.500	08/25/2025	15,000,000.00	.526	1455
3135G05X7	249071	1010	FNMA 0 3-8 08-25-25	03/08/2021	9,856,100.00	.375	08/25/2025	10,000,000.00	.703	1455
3136G4W41	249419	1010	FNMA 0.65 8-25-25	04/06/2021	11,890,800.00	.650	08/25/2025	12,000,000.00	.862	1455
46513JRR4	246755	1010	8TH INVST BOND 5 YEAR	09/15/2020	10,000,000.00	1.590	09/01/2025	10,000,000.00	1.590	1462
3130AK4T0	246724	1010	FHLB 0.58 09-11-25	09/11/2020	9,987,500.00	.580	09/11/2025	10,000,000.00	.605	1472
3130AK6H4	250961	1010	FHLB 0 1-2 09-22-25	06/28/2021	4,952,713.70	.500	09/22/2025	5,015,000.00	.799	1483
3137EAEX3	247183	1010	FHLMC 0 3-8 09-23-25	10/22/2020	9,949,000.00	.375	09/23/2025	10,000,000.00	.480	1484
3137EAEX3	247225	1010	FHLMC 0 3-8 09-23-25	10/26/2020	4,966,550.00	.375	09/23/2025	5,000,000.00	.513	1484
3134GWW93	246865	1010	FHLMC 0.55 09-30-25 0000	09/30/2020	5,000,000.00	.550	09/30/2025	5,000,000.00	.550	1491
91282CAM3	246975	1020	T 0 1-4 09-30-25	10/06/2020	19,940,625.00	.250	09/30/2025	20,000,000.00	.310	1491
91282CAM3	246995	1020	T 0 1-4 09-30-25	10/08/2020	19,917,968.75	.250	09/30/2025	20,000,000.00	.333	1491
91282CAM3	247185	1020	T 0 1-4 09-30-25	10/22/2020	19,898,437.50	.250	09/30/2025	20,000,000.00	.354	1491
3134GWVX1	246864	1010	FHLMC 0.53 10-07-25	10/07/2020	20,000,000.00	.530	10/07/2025	20,000,000.00	.530	1498
3134GWW36	246863	1010	FHLMC 0.48 10-14-25	10/14/2020	20,000,000.00	.480	10/14/2025	20,000,000.00	.480	1505
3134GWW44	246862	1010	FHLMC 0.45 10-15-25	10/15/2020	19,945,500.00	.450	10/15/2025	20,000,000.00	.505	1506



Run Date: 9/2/2021 8:33:06 AM

Investments Outstanding As Of Date: 8/31/2021

INVENTORY BY MATURITY REPORT

CUSIP	Investment #	Fund	Issuer	Purchase Date	Current Book	Current Rate	Maturity Date	Current Par	YTM	Days to Maturity
46647PBF2	248392	1030	JPM 2.301 10-15-25	01/27/2021	10,591,000.00	2.301	10/15/2025	10,000,000.00	1.014	1506
89236THP3	248935	1030	TOYOTA 0.8 10-16-25 MTN	03/01/2021	9,927,000.00	.800	10/16/2025	10,000,000.00	.962	1507
89236THP3	249182	1030	TOYOTA 0.8 10-16-25 MTN	03/15/2021	4,940,250.00	.800	10/16/2025	5,000,000.00	1.068	1507
89236THP3	249280	1030	TOYOTA 0.8 10-16-25 MTN	03/24/2021	4,927,500.00	.800	10/16/2025	5,000,000.00	1.127	1507
89236THP3	250774	1030	TOYOTA 0.8 10-16-25 MTN	06/16/2021	7,640,820.00	.800	10/16/2025	7,650,000.00	.828	1507
3134GWZG4	246987	1010	FHLMC 0.6 10-20-25	10/20/2020	20,000,000.00	.600	10/20/2025	20,000,000.00	.600	1511
3134GW4Z6	247079	1010	FHLMC 0.54 10-27-25	10/27/2020	15,000,000.00	.540	10/27/2025	15,000,000.00	.540	1518
3136G45C3	247168	1010	FNMA 0.54 10-27-25	10/27/2020	14,991,000.00	.540	10/27/2025	15,000,000.00	.552	1518
3134GW4Z6	247226	1010	FHLMC 0.54 10-27-25	10/27/2020	5,440,462.50	.540	10/27/2025	5,450,000.00	.576	1518
3134GWYZ3	246988	1010	FHLMC 0.53 10-28-25	10/28/2020	15,000,000.00	.530	10/28/2025	15,000,000.00	.530	1519
3136G46S7	247184	1010	FNMA 0.56 10-28-25	10/28/2020	10,000,000.00	.560	10/28/2025	10,000,000.00	.560	1519
3135GA2A8	247406	1010	FNMA 0.58 10-28-25	11/10/2020	14,979,000.00	.580	10/28/2025	15,000,000.00	.609	1519
742718FL8	251302	1030	PG 0.55 10-29-25	07/27/2021	12,192,880.25	.550	10/29/2025	12,275,000.00	.710	1520
742718FL8	251530	1030	PG 0.55 10-29-25	08/10/2021	4,954,411.75	.550	10/29/2025	5,000,000.00	.770	1520
742718FL8	251593	1030	PG 0.55 10-29-25	08/13/2021	4,945,300.00	.550	10/29/2025	5,000,000.00	.815	1520
91282CAT8	247292	1020	T O 1-4 10-31-25	11/02/2020	19,878,125.00	.250	10/31/2025	20,000,000.00	.373	1522
91282CAT8	247303	1020	T O 1-4 10-31-25	11/02/2020	9,935,156.25	.250	10/31/2025	10,000,000.00	.381	1522
91282CAT8	247317	1020	T O 1-4 10-31-25	11/04/2020	19,859,375.00	.250	10/31/2025	20,000,000.00	.392	1522
91282CAT8	247394	1020	T O 1-4 10-31-25	11/10/2020	19,817,187.50	.250	10/31/2025	20,000,000.00	.436	1522
3133EMFS6	247291	1010	FFCB 0.46 11-03-25	11/03/2020	9,980,200.00	.460	11/03/2025	10,000,000.00	.500	1525
594918BJ2	249206	1030	MSFT 3 1-8 11-03-25	03/17/2021	10,925,000.00	3.125	11/03/2025	10,000,000.00	1.071	1525
594918BJ2	251335	1030	MSFT 3 1-8 11-03-25	07/28/2021	6,059,009.58	3.125	11/03/2025	5,541,000.00	.886	1525
3135G06G3	247407	1010	FNMA 0.50 11-07-25	11/12/2020	22,917,660.00	.500	11/07/2025	23,000,000.00	.573	1529
3135G06G3	247615	1010	FNMA 0 1-2 11-07-25	11/27/2020	5,000,000.00	.500	11/07/2025	5,000,000.00	.500	1529
912833LX6	179299	2000	US TREASURY STRIP	12/18/2006	101,300.00	.000	11/15/2025	250,000.00	4.835	1537
912833LX6	179705	2000	US TREASURY STRIP	01/31/2007	57,760.50	.000	11/15/2025	150,000.00	5.145	1537
912833LX6	183735	2000	US TREASURY STRIP	12/05/2007	22,105.00	.000	11/15/2025	50,000.00	4.601	1537
912833LX6	183942	2000	US TREASURY STRIP	12/19/2007	42,101.00	.000	11/15/2025	100,000.00	4.890	1537
912833LX6	184232	2000	US TREASURY STRIP	01/10/2008	66,975.00	.000	11/15/2025	150,000.00	4.570	1537
912833LX6	189219	2000	US TREASURY STRIP	11/21/2008	46,964.00	.000	11/15/2025	100,000.00	4.500	1537
912833LX6	189266	2000	US TREASURY STRIP	11/21/2008	2,400.00	.000	11/15/2025	5,000.00	4.369	1537
912833LX6	189964	2000	US TREASURY STRIP	01/12/2009	137,542.50	.000	11/15/2025	250,000.00	3.580	1537
912833LX6	190252	2000	US TREASURY STRIP	02/04/2009	52,010.00	.000	11/15/2025	100,000.00	3.935	1537



Run Date: 9/2/2021 8:33:06 AM

Investments Outstanding As Of Date: 8/31/2021

INVENTORY BY MATURITY REPORT

CUSIP	Investment #	Fund	Issuer	Purchase Date	Current Book	Current Rate	Maturity Date	Current Par	YTM	Days to Maturity
912833LX6	194198	2000	US TREASURY STRIP	11/24/2009	49,295.00	.000	11/15/2025	100,000.00	4.477	1537
912833LX6	194731	2000	US TREASURY STRIP	01/28/2010	24,260.00	.000	11/15/2025	50,000.00	4.631	1537
912833LX6	201937	2000	US TREASURY STRIP	11/17/2010	27,772.50	.000	11/15/2025	50,000.00	3.960	1537
912833LX6	202152	2000	US TREASURY STRIP	11/24/2010	27,348.50	.000	11/15/2025	50,000.00	4.070	1537
912833LX6	203392	2000	US TREASURY STRIP	01/31/2011	52,041.00	.000	11/15/2025	100,000.00	4.466	1537
912833LX6	212194	2000	US TREASURY STRIP	11/30/2012	112,654.50	.000	11/15/2025	150,000.00	2.222	1537
912833LX6	212324	2000	US TREASURY STRIP	12/13/2012	263,497.50	.000	11/15/2025	350,000.00	2.209	1537
912833LX6	212653	2000	US TREASURY STRIP	01/17/2013	36,596.50	.000	11/15/2025	50,000.00	2.448	1537
912833LX6	216073	2000	US TREASURY STRIP	11/21/2013	34,077.50	.000	11/15/2025	50,000.00	3.225	1537
912833LX6	216418	2000	US TREASURY STRIP	01/09/2014	66,572.00	.000	11/15/2025	100,000.00	3.464	1537
912833LX6	219697	2000	US TREASURY STRIP	11/20/2014	187,192.50	.000	11/15/2025	250,000.00	2.651	1537
912833LX6	220248	2000	US TREASURY STRIP	01/09/2015	39,733.00	.000	11/15/2025	50,000.00	2.130	1537
912833LX6	220350	2000	US TREASURY STRIP	01/20/2015	79,626.00	.000	11/15/2025	100,000.00	2.117	1537
912833LX6	220436	2000	US TREASURY STRIP	01/26/2015	80,658.00	.000	11/15/2025	100,000.00	2.000	1537
912833LX6	220457	2000	US TREASURY STRIP	01/26/2015	40,253.50	.000	11/15/2025	50,000.00	2.018	1537
912833LX6	220476	2000	US TREASURY STRIP	01/26/2015	32,211.60	.000	11/15/2025	40,000.00	2.015	1537
912833LX6	220505	2000	US TREASURY STRIP	01/27/2015	201,440.00	.000	11/15/2025	250,000.00	2.010	1537
912833LX6	220609	2000	US TREASURY STRIP	01/29/2015	200,487.50	.000	11/15/2025	250,000.00	2.055	1537
912833LX6	225023	2000	USTREASURYSTRIP	12/24/2015	198,137.50	.000	11/15/2025	250,000.00	2.364	1537
912833LX6	225362	2000	USTREASURYSTRIP	02/04/2016	81,233.00	.000	11/15/2025	100,000.00	2.137	1537
912833LX6	228574	2000	US TREASURY STRI ZERO-% 1	11/14/2016	15,188.94	.000	11/15/2025	18,000.00	1.895	1537
912833LX6	229118	2000	S 0 11-15-25	01/12/2017	16,070.40	.000	11/15/2025	20,000.00	2.490	1537
912833LX6	229119	2000	S 0 11-15-25	01/12/2017	16,070.40	.000	11/15/2025	20,000.00	2.490	1537
912833LX6	229262	2000	S 0 11-15-25	01/26/2017	200,375.00	.000	11/15/2025	250,000.00	2.530	1537
912833LX6	229408	2000	S 0 11-15-25	02/02/2017	31,964.40	.000	11/15/2025	40,000.00	2.570	1537
912833LX6	234360	2000	S 0 11-15-25	11/16/2017	82,696.00	.000	11/15/2025	100,000.00	2.390	1537
912833LX6	234933	2000	S 0 11-15-25	01/25/2018	32,496.40	.000	11/15/2025	40,000.00	2.680	1537
912833LX6	235059	2000	S 0 11-15-25	02/02/2018	32,415.60	.000	11/15/2025	40,000.00	2.720	1537
912833LX6	243386	2000	S 0 11-15-25	11/15/2019	35,778.00	.000	11/15/2025	40,000.00	1.868	1537
912833LX6	243629	2000	S 0 11-15-25	12/09/2019	36,219.60	.000	11/15/2025	40,000.00	1.680	1537
912833LX6	243722	2000	S 0 11-15-25	12/16/2019	36,019.60	.000	11/15/2025	40,000.00	1.780	1537
912833LX6	247329	2000	S 0 11-15-25	11/06/2020	39,126.40	.000	11/15/2025	40,000.00	.440	1537
912833LX6	247469	2000	S 0 11-15-25	11/19/2020	78,099.20	.000	11/15/2025	80,000.00	.483	1537



Run Date: 9/2/2021 8:33:06 AM

Investments Outstanding As Of Date: 8/31/2021

INVENTORY BY MATURITY REPORT

CUSIP	Investment #	Fund	Issuer	Purchase Date	Current Book	Current Rate	Maturity Date	Current Par	YTM	Days to Maturity
912833LX6	247634	2000	S 0 11-15-25	12/03/2020	39,186.40	.000	11/15/2025	40,000.00	.416	1537
912833LX6	247786	2000	S 0 11-15-25	12/14/2020	39,123.20	.000	11/15/2025	40,000.00	.451	1537
912833LX6	247846	2000	S 0 11-15-25	12/17/2020	39,212.80	.000	11/15/2025	40,000.00	.405	1537
3135GA2Z3	247405	1010	FNMA 0.56 11-17-25 0000	11/17/2020	14,958,000.00	.560	11/17/2025	15,000,000.00	.617	1539
91159HHU7	248486	1030	USB 3.95 11-17-25 MTN	02/02/2021	3,153,346.20	3.950	11/17/2025	2,745,000.00	.781	1539
166764BD1	251261	1030	CVX 3.326 11-17-25	07/23/2021	11,338,208.08	3.326	11/17/2025	10,344,000.00	1.043	1539
3135GA4P3	247423	1010	FNMA 0.65 11.18.25	11/18/2020	10,000,000.00	.650	11/18/2025	10,000,000.00	.650	1540
3134GXFA7	247584	1010	FHLMC 0.65 11-26-25	11/30/2020	15,000,000.00	.650	11/26/2025	15,000,000.00	.650	1548
91282CAZ4	247614	1020	T 0 3-8 11-30-25	11/30/2020	9,995,312.50	.375	11/30/2025	10,000,000.00	.384	1552
91282CAZ4	247684	1020	T 0 3-8 11-30-25	12/02/2020	14,973,046.88	.375	11/30/2025	15,000,000.00	.411	1552
91282CAZ4	249087	1020	T 0 3-8 11-30-25	03/09/2021	24,523,437.50	.375	11/30/2025	25,000,000.00	.786	1552
3134GXFV1	250496	1010	FHLMC 0 5-8 12-17-25	05/18/2021	9,918,000.00	.625	12/17/2025	10,000,000.00	.808	1569
48128GZ52	247920	1030	JPM 0.8 12-21-25 GMTN	12/21/2020	20,000,000.00	.800	12/21/2025	20,000,000.00	.800	1573
3130ALMN1	249056	1010	FHLB 0.87 12-24-25	03/24/2021	25,000,000.00	.870	12/24/2025	25,000,000.00	.870	1576
3135G06Q1	247807	1010	FNMA 0.64 12-30-25	12/30/2020	15,000,000.00	.640	12/30/2025	15,000,000.00	.640	1582
3135G06Q1	248181	1010	FNMA 0.64 12-30-25	01/13/2021	11,509,000.00	.640	12/30/2025	11,509,000.00	.640	1582
3134GXHL1	249090	1010	FHLMC 0.7 12-30-25	03/09/2021	19,072,900.00	.700	12/30/2025	19,250,000.00	.896	1582
91282CBC4	248026	1020	T 0 3-8 12-31-25	12/31/2020	9,998,437.50	.375	12/31/2025	10,000,000.00	.378	1583
91282CBC4	248112	1020	T 0 3-8 12-31-25	01/07/2021	19,951,562.50	.375	12/31/2025	20,000,000.00	.424	1583
91282CBC4	248130	1020	T 0 3-8 12-31-25	01/08/2021	19,925,000.00	.375	12/31/2025	20,000,000.00	.451	1583
91282CBC4	248141	1020	T 0 3-8 12-31-25	01/11/2021	14,925,000.00	.375	12/31/2025	15,000,000.00	.477	1583
91282CBC4	248157	1020	T 0 3-8 12-31-25	01/12/2021	14,915,625.00	.375	12/31/2025	15,000,000.00	.490	1583
31359YCT2	147430	2000	FNMA STRIP	03/07/2001	510,114.50	.000	01/15/2026	2,350,000.00	6.240	1598
31359YCT2	173960	2000	FNMA STRIP	12/13/2005	94,640.82	.000	01/15/2026	267,000.00	5.230	1598
3130AKQM1	248160	1010	FHLB 0.3 01-27-26	01/27/2021	20,000,000.00	.300	01/27/2026	20,000,000.00	.300	1610
3135G06R9	248085	1010	FNMA 0.55 01-28-26	01/28/2021	25,000,000.00	.550	01/28/2026	25,000,000.00	.550	1611
3130AKN51	248114	1010	FHLB 0.52 01-28-26	01/28/2021	25,000,000.00	.520	01/28/2026	25,000,000.00	.520	1611
3130AKQ82	248159	1010	FHLB 0.6 01-28-26 0001	01/28/2021	15,000,000.00	.600	01/28/2026	15,000,000.00	.600	1611
3130AKPF7	248228	1010	FHLB 0.58 01-28-26	01/28/2021	15,442,275.00	.580	01/28/2026	15,450,000.00	.590	1611
48128G2B5	248418	1030	JPM 0.82 01-28-26 GMTN	01/28/2021	10,000,000.00	.820	01/28/2026	10,000,000.00	.820	1611
3130AKUC8	248487	1010	FHLB 0.3 01-28-26	02/01/2021	9,492,875.00	.300	01/28/2026	9,500,000.00	.315	1611
3130AKVP8	248393	1010	FHLB 0.35 01-29-26 0000	01/29/2021	24,998,125.00	.350	01/29/2026	25,000,000.00	.352	1612
91282CBH3	248526	1020	T 0 3-8 01-31-26	02/03/2021	9,968,750.00	.375	01/31/2026	10,000,000.00	.438	1614



Run Date: 9/2/2021 8:33:06 AM

Investments Outstanding As Of Date: 8/31/2021

INVENTORY BY MATURITY REPORT

CUSIP	Investment #	Fund	Issuer	Purchase Date	Current Book	Current Rate	Maturity Date	Current Par	YTM	Days to Maturity
91282CBH3	248593	1020	T 0 3-8 01-31-26	02/09/2021	9,948,437.50	.375	01/31/2026	10,000,000.00	.480	1614
91282CBH3	248708	1020	T 0 3-8 01-31-26	02/17/2021	14,873,437.50	.375	01/31/2026	15,000,000.00	.548	1614
91282CBH3	248763	1020	T 0 3-8 01-31-26	02/18/2021	9,912,500.00	.375	01/31/2026	10,000,000.00	.554	1614
91282CBH3	248764	1020	T 0 3-8 01-31-26	02/19/2021	19,815,625.00	.375	01/31/2026	20,000,000.00	.564	1614
91282CBH3	249072	1020	T 0 3-8 01-31-26	03/08/2021	19,581,250.00	.375	01/31/2026	20,000,000.00	.812	1614
91282CBH3	249085	1020	T 0 3-8 01-31-26	03/09/2021	14,676,562.50	.375	01/31/2026	15,000,000.00	.825	1614
46514TPV4	248467	1010	ISRAEL BOND 1.20 02-01-26	02/01/2021	5,000,000.00	1.200	02/01/2026	5,000,000.00	1.200	1615
46514TZG6	248468	1010	ISRAEL BOND 1.35 02-01-26	02/01/2021	5,000,000.00	1.350	02/01/2026	5,000,000.00	1.350	1615
3133EMPU0	251410	1010	FFCB 0 1-2 02-04-26	07/30/2021	4,954,800.00	.500	02/04/2026	5,000,000.00	.704	1618
037833EB2	248523	1030	AAPL 0.7 02-08-26	02/08/2021	3,991,600.00	.700	02/08/2026	4,000,000.00	.743	1622
037833EB2	248524	1030	AAPL 0.7 02-08-26	02/08/2021	5,987,640.00	.700	02/08/2026	6,000,000.00	.742	1622
037833EB2	248812	1030	AAPL 0.7 02-08-26	02/24/2021	9,950,000.00	.700	02/08/2026	10,000,000.00	.803	1622
912833LY4	180373	2000	US TREASURY STRIP	04/03/2007	19,799.00	.000	02/15/2026	50,000.00	4.970	1629
912833LY4	180525	2000	US TREASURY STRIP	04/12/2007	38,853.00	.000	02/15/2026	100,000.00	5.080	1629
912833LY4	180741	2000	US TREASURY STRIP	04/30/2007	39,780.00	.000	02/15/2026	100,000.00	4.965	1629
912833LY4	184843	2000	US TREASURY STRIP	02/28/2008	4,213.13	.000	02/15/2026	10,000.00	4.870	1629
912833LY4	185233	2000	US TREASURY STRIP	03/27/2008	4,515.00	.000	02/15/2026	10,000.00	4.495	1629
912833LY4	185276	2000	US TREASURY STRIP	03/28/2008	22,677.50	.000	02/15/2026	50,000.00	4.470	1629
912833LY4	185602	2000	US TREASURY STRIP	04/16/2008	22,691.00	.000	02/15/2026	50,000.00	4.480	1629
912833LY4	185624	2000	US TREASURY STRIP	04/16/2008	4,560.00	.000	02/15/2026	10,000.00	4.452	1629
912833LY4	185888	2000	US TREASURY STRIP	04/28/2008	10,765.25	.000	02/15/2026	25,000.00	4.790	1629
912833LY4	190602	2000	US TREASURY STRIP	02/27/2009	26,175.00	.000	02/15/2026	50,000.00	3.851	1629
912833LY4	190833	2000	US TREASURY STRIP	03/20/2009	25,593.50	.000	02/15/2026	50,000.00	4.000	1629
912833LY4	190959	2000	US TREASURY STRIP	03/30/2009	51,783.00	.000	02/15/2026	100,000.00	3.937	1629
912833LY4	191125	2000	US TREASURY STRIP	04/13/2009	2,650.00	.000	02/15/2026	5,000.00	3.805	1629
912833LY4	191216	2000	US TREASURY STRIP	04/16/2009	25,434.50	.000	02/15/2026	50,000.00	4.056	1629
912833LY4	191863	2000	US TREASURY STRIP	04/24/2009	25,615.00	.000	02/15/2026	50,000.00	4.018	1629
912833LY4	194862	2000	US TREASURY STRIP	02/08/2010	47,142.00	.000	02/15/2026	100,000.00	4.750	1629
912833LY4	195186	2000	US TREASURY STRIP	03/03/2010	23,685.00	.000	02/15/2026	50,000.00	4.738	1629
912833LY4	195393	2000	US TREASURY STRIP	03/12/2010	47,053.00	.000	02/15/2026	100,000.00	4.789	1629
912833LY4	195862	2000	US TREASURY STRIP	04/08/2010	23,146.50	.000	02/15/2026	50,000.00	4.917	1629
912833LY4	196887	2000	US TREASURY STRIP	04/30/2010	24,162.00	.000	02/15/2026	50,000.00	4.657	1629
912833LY4	203861	2000	US TREASURY STRIP	02/28/2011	25,573.50	.000	02/15/2026	50,000.00	4.531	1629



Run Date: 9/2/2021 8:33:06 AM

Investments Outstanding As Of Date: 8/31/2021

INVENTORY BY MATURITY REPORT

CUSIP	Investment #	Fund	Issuer	Purchase Date	Current Book	Current Rate	Maturity Date	Current Par	YTM	Days to Maturity
912833LY4	204508	2000	US TREASURY STRIP	04/12/2011	50,687.00	.000	02/15/2026	100,000.00	4.630	1629
912833LY4	205421	2000	US TREASURY STRIP	05/05/2011	53,309.00	.000	02/15/2026	100,000.00	4.301	1629
912833LY4	208704	2000	US TREASURY STRIP	02/16/2012	33,903.00	.000	02/15/2026	50,000.00	2.795	1629
912833LY4	208875	2000	US TREASURY STRIP	03/05/2012	68,232.00	.000	02/15/2026	100,000.00	2.759	1629
912833LY4	209014	2000	US TREASURY STRIP	03/19/2012	32,461.00	.000	02/15/2026	50,000.00	3.130	1629
912833LY4	209139	2000	US TREASURY STRIP	04/05/2012	32,969.50	.000	02/15/2026	50,000.00	3.027	1629
912833LY4	209931	2000	US TREASURY STRIP	04/30/2012	34,113.50	.000	02/15/2026	50,000.00	2.791	1629
912833LY4	213291	2000	US TREASURY STRIP	03/25/2013	35,926.00	.000	02/15/2026	50,000.00	2.580	1629
912833LY4	213363	2000	US TREASURY STRIP	03/28/2013	71,968.00	.000	02/15/2026	100,000.00	2.569	1629
912833LY4	213440	2000	US TREASURY STRIP	04/04/2013	36,465.50	.000	02/15/2026	50,000.00	2.468	1629
912833LY4	213507	2000	US TREASURY STRIP	04/12/2013	74,206.00	.000	02/15/2026	100,000.00	2.336	1629
912833LY4	214259	2000	US TREASURY STRIP	05/02/2013	75,019.00	.000	02/15/2026	100,000.00	2.260	1629
912833LY4	216913	2000	US TREASURY STRIP	03/21/2014	172,722.50	.000	02/15/2026	250,000.00	3.130	1629
912833LY4	220878	2000	US TREASURY STRIP	02/13/2015	31,457.20	.000	02/15/2026	40,000.00	2.195	1629
912833LY4	222352	2000	US TREASURY STRIP	04/30/2015	31,754.00	.000	02/15/2026	40,000.00	2.150	1629
912833LY4	225737	2000	USTREASURYSTRIP	03/17/2016	32,494.40	.000	02/15/2026	40,000.00	2.107	1629
912833LY4	225751	2000	USTREASURYSTRIP	03/17/2016	14,835.79	.000	02/15/2026	18,250.00	2.100	1629
912833LY4	229658	2000	S 0 02-15-26	02/24/2017	41,422.68	.000	02/15/2026	52,000.00	2.550	1629
912833LY4	230020	2000	S 0 02-15-26	03/24/2017	319,512.00	.000	02/15/2026	400,000.00	2.541	1629
912833LY4	230115	2000	S 0 02-15-26	03/30/2017	200,852.50	.000	02/15/2026	250,000.00	2.480	1629
912833LY4	230236	2000	S 0 02-15-26	04/06/2017	40,330.00	.000	02/15/2026	50,000.00	2.440	1629
912833LY4	230332	2000	S 0 02-15-26	04/17/2017	32,457.60	.000	02/15/2026	40,000.00	2.380	1629
912833LY4	230991	2000	S 0 02-15-26	04/28/2017	203,005.00	.000	02/15/2026	250,000.00	2.380	1629
912833LY4	235200	2000	S 0 02-15-26	02/15/2018	31,871.20	.000	02/15/2026	40,000.00	2.860	1629
912833LY4	235369	2000	S 0 02-15-26	03/01/2018	31,931.20	.000	02/15/2026	40,000.00	2.850	1629
912833LY4	235394	2000	S 0 02-15-26	03/01/2018	31,878.40	.000	02/15/2026	40,000.00	2.871	1629
912833LY4	235454	2000	S 0 02-15-26	03/05/2018	158,956.00	.000	02/15/2026	200,000.00	2.910	1629
912833LY4	235527	2000	S 0 02-15-26	03/08/2018	31,930.00	.000	02/15/2026	40,000.00	2.857	1629
912833LY4	236309	2000	S 0 02-15-26	04/26/2018	31,727.60	.000	02/15/2026	40,000.00	2.990	1629
912833LY4	244736	2000	S 0 02-15-26	03/19/2020	38,586.80	.000	02/15/2026	40,000.00	.610	1629
912833LY4	244839	2000	S 0 02-15-26	04/02/2020	24,306.25	.000	02/15/2026	25,000.00	.480	1629
912833LY4	249112	2000	S 0 02-15-26	03/12/2021	38,324.00	.000	02/15/2026	40,000.00	.870	1629
912833LY4	249140	2000	S 0 02-15-26	03/12/2021	76,648.00	.000	02/15/2026	80,000.00	.870	1629



Run Date: 9/2/2021 8:33:06 AM

Investments Outstanding As Of Date: 8/31/2021

INVENTORY BY MATURITY REPORT

CUSIP	Investment #	Fund	Issuer	Purchase Date	Current Book	Current Rate	Maturity Date	Current Par	YTM	Days to Maturity
912833LY4	250114	2000	S 0 02-15-26	05/03/2021	38,368.00	.000	02/15/2026	40,000.00	.872	1629
3133EMQX3	248789	1010	FFCB 0.59 02-17-26	02/22/2021	19,912,800.00	.590	02/17/2026	20,000,000.00	.679	1631
48128G2M1	248661	1030	JPM 0.83 02-24-26 MTN	02/24/2021	4,992,500.00	.830	02/24/2026	5,000,000.00	.861	1638
58933YAY1	248711	1030	MRK 0 3-4 02-24-26	02/24/2021	9,975,500.00	.750	02/24/2026	10,000,000.00	.800	1638
58933YAY1	251572	1030	MRK 0 3-4 02-24-26	08/12/2021	5,469,970.00	.750	02/24/2026	5,500,000.00	.873	1638
3130AL6G4	248592	1010	FHLB 0.6 02-25-26	02/25/2021	12,198,780.00	.600	02/25/2026	12,200,000.00	.602	1639
3130ALD27	248709	1010	FHLB 0.65 02-25-26	02/25/2021	25,000,000.00	.650	02/25/2026	25,000,000.00	.650	1639
3130ALCU6	248712	1010	FHLB 0.7 02-25-26	02/25/2021	19,992,000.00	.700	02/25/2026	20,000,000.00	.708	1639
3130ALGA6	248817	1010	FHLB 0.7 02-25-26 0001	02/25/2021	9,991,500.00	.700	02/25/2026	10,000,000.00	.717	1639
3130AKZ41	248525	1010	FHLB 0.56 02-26-26	02/26/2021	20,000,000.00	.560	02/26/2026	20,000,000.00	.560	1640
3130AL7F5	248594	1010	FHLB 0.35 2-26-26	02/26/2021	15,000,000.00	.350	02/26/2026	15,000,000.00	.350	1640
3130AKZ82	248815	1010	FHLB 0.58 02-26-26	02/26/2021	5,425,475.00	.580	02/26/2026	5,450,000.00	.672	1640
3130ALEK6	248816	1010	FHLB 0.78 02-26-26	02/26/2021	14,988,750.00	.780	02/26/2026	15,000,000.00	.795	1640
3130ALGR9	249256	1010	FHLB 0.85 02-26-26	03/19/2021	14,902,500.00	.850	02/26/2026	15,000,000.00	.985	1640
3130AKZ25	250825	1010	FHLB 0.65 02-26-26	06/17/2021	9,893,000.00	.650	02/26/2026	10,000,000.00	.883	1640
91282CBQ3	248788	1020	WIT 0 1-2 02-28-26	03/01/2021	19,921,302.60	.500	02/28/2026	20,000,000.00	.580	1642
91282CBQ3	248813	1020	WIT 0 1-2 02-28-26	03/01/2021	29,848,111.20	.500	02/28/2026	30,000,000.00	.603	1642
91282CBQ3	248887	1020	WIT 0 1-2 02-28-26	03/01/2021	19,882,083.00	.500	02/28/2026	20,000,000.00	.620	1642
91282CBQ3	248929	1020	T 0 1-2 02-28-26	03/01/2021	9,870,312.50	.500	02/28/2026	10,000,000.00	.765	1642
91282CBQ3	248930	1020	T 0 1-2 02-28-26	03/01/2021	14,767,968.75	.500	02/28/2026	15,000,000.00	.817	1642
91282CBQ3	248931	1020	T 0 1-2 02-28-26	03/01/2021	24,718,750.00	.500	02/28/2026	25,000,000.00	.730	1642
91282CBQ3	248932	1020	T 0 1-2 02-28-26	03/01/2021	24,773,437.50	.500	02/28/2026	25,000,000.00	.685	1642
478160BY9	248937	1030	JNJ 2.45 03-01-26	03/01/2021	5,369,000.00	2.450	03/01/2026	5,000,000.00	.936	1643
478160BY9	248967	1030	JNJ 2.45 03-01-26	03/02/2021	5,352,100.00	2.450	03/01/2026	5,000,000.00	1.002	1643
30231GAT9	249051	1030	XOM 3.043 03-01-26	03/08/2021	5,440,050.00	3.043	03/01/2026	5,000,000.00	1.216	1643
30231GAT9	249052	1030	XOM 3.043 03-01-26	03/08/2021	5,425,000.00	3.043	03/01/2026	5,000,000.00	1.276	1643
30231GAT9	251217	1030	XOM 3.043 03-01-26	07/20/2021	5,439,650.00	3.043	03/01/2026	5,000,000.00	1.084	1643
14913R2K2	251374	1030	CAT 0.9 03-02-26	07/29/2021	10,038,217.60	.900	03/02/2026	10,000,000.00	.815	1644
3130ALEY6	251411	1010	FHLB 0.8 03-04-26	07/30/2021	9,990,000.00	.800	03/04/2026	10,000,000.00	.822	1646
3130ALDG6	248710	1010	FHLB 0.66 03-09-26	03/09/2021	20,000,000.00	.660	03/09/2026	20,000,000.00	.660	1651
3133EMSU7	249008	1010	FFCB 0.8 03-09-26	03/09/2021	10,000,000.00	.800	03/09/2026	10,000,000.00	.800	1651
3130ALGS7	248851	1010	FHLB 0.85 03-10-26	03/10/2021	8,249,175.00	.850	03/10/2026	8,250,000.00	.852	1652
084670BS6	249089	1030	BRK 3 1-8 03-15-26	03/15/2021	3,799,747.25	3.125	03/15/2026	3,500,000.00	1.348	1657



Run Date: 9/2/2021 8:33:06 AM

Investments Outstanding As Of Date: 8/31/2021

INVENTORY BY MATURITY REPORT

CUSIP	Investment #	Fund	Issuer	Purchase Date	Current Book	Current Rate	Maturity Date	Current Par	YTM	Days to Maturity
3130ALGJ7	248850	1010	FHLB 1 03-23-26	03/23/2021	14,625,000.00	1.000	03/23/2026	14,625,000.00	1.000	1665
91282CBT7	249391	1020	T 0 3-4 03-31-26	03/31/2021	39,659,375.00	.750	03/31/2026	40,000,000.00	.925	1673
677522U85	244123	1010	OPFC Veterans Compensation	02/05/2020	945,000.00	2.063	04/01/2026	945,000.00	2.063	1674
3130ALSY1	249267	1010	FHLB 1 04-07-26	04/07/2021	25,000,000.00	1.000	04/07/2026	25,000,000.00	1.000	1680
742718FP9	251827	1030	PG 1 04-23-26	08/30/2021	6,023,700.00	1.000	04/23/2026	6,000,000.00	.913	1696
3130AMA77	250022	1010	FHLB 0.88 04-28-26	04/28/2021	20,000,000.00	.880	04/28/2026	20,000,000.00	.880	1701
3130AN5C0	251019	1010	FHLB 1.05 04-29-26 0002	07/29/2021	3,000,000.00	1.050	04/29/2026	3,000,000.00	1.050	1702
91282CBW0	250098	1020	T 0 3-4 04-30-26	04/30/2021	29,835,937.50	.750	04/30/2026	30,000,000.00	.862	1703
91282CBW0	250134	1020	T 0 3-4 04-30-26	04/30/2021	29,796,093.75	.750	04/30/2026	30,000,000.00	.889	1703
91282CBW0	250447	1020	T 0 3-4 04-30-26	05/13/2021	19,898,437.50	.750	04/30/2026	20,000,000.00	.855	1703
3130AMCD2	250097	1010	FHLB 0.94 05-12-26	05/12/2021	25,000,000.00	.940	05/12/2026	25,000,000.00	.940	1715
3133EMZB1	250448	1010	FFCB 0.96 05-13-26	05/13/2021	19,960,000.00	.960	05/13/2026	20,000,000.00	1.001	1716
48128G3J7	250311	1030	JPM 1.3 05-14-26	05/14/2021	10,000,000.00	1.300	05/14/2026	10,000,000.00	1.300	1717
912833LZ1	181172	2000	US TREASURY STRIP	05/31/2007	19,017.50	.000	05/15/2026	50,000.00	5.165	1718
912833LZ1	181420	2000	US TREASURY STRIP	06/26/2007	18,312.00	.000	05/15/2026	50,000.00	5.390	1718
912833LZ1	181561	2000	US TREASURY STRIP	07/06/2007	18,763.50	.000	05/15/2026	50,000.00	5.265	1718
912833LZ1	181867	2000	US TREASURY STRIP	07/30/2007	38,682.00	.000	05/15/2026	100,000.00	5.118	1718
912833LZ1	186339	2010	US TREASURY STRIP	05/22/2008	3,186,689.50	.000	05/15/2026	7,538,000.00	4.846	1718
912833LZ1	186425	2000	US TREASURY STRIP	05/27/2008	21,435.50	.000	05/15/2026	50,000.00	4.770	1718
912833LZ1	186670	2000	US TREASURY STRIP	06/09/2008	10,521.50	.000	05/15/2026	25,000.00	4.885	1718
912833LZ1	187233	2000	US TREASURY STRIP	07/11/2008	4,375.40	.000	05/15/2026	10,000.00	4.686	1718
912833LZ1	192223	2000	US TREASURY STRIP	05/13/2009	69,570.00	.000	05/15/2026	150,000.00	4.569	1718
912833LZ1	193240	2000	US TREASURY STRIP	08/18/2009	22,818.09	.000	05/15/2026	50,000.00	4.741	1718
912833LZ1	197107	2000	US TREASURY STRIP	05/11/2010	152,333.53	.000	05/15/2026	306,000.00	4.404	1718
912833LZ1	197200	2000	US TREASURY STRIP	05/14/2010	12,415.50	.000	05/15/2026	25,000.00	4.422	1718
912833LZ1	198380	2000	US TREASURY STRIP	06/30/2010	26,638.50	.000	05/15/2026	50,000.00	4.006	1718
912833LZ1	198709	2000	US TREASURY STRIP	07/13/2010	52,800.00	.000	05/15/2026	100,000.00	4.073	1718
912833LZ1	205480	2000	US TREASURY STRIP	05/09/2011	53,069.00	.000	05/15/2026	100,000.00	4.264	1718
912833LZ1	206125	2000	US TREASURY STRIP	06/13/2011	54,735.00	.000	05/15/2026	100,000.00	4.080	1718
912833LZ1	206329	2000	US TREASURY STRIP	06/23/2011	27,378.00	.000	05/15/2026	50,000.00	4.085	1718
912833LZ1	206377	2000	US TREASURY STRIP	06/27/2011	27,336.00	.000	05/15/2026	50,000.00	4.098	1718
912833LZ1	210184	2000	US TREASURY STRIP	05/16/2012	34,813.50	.000	05/15/2026	50,000.00	2.603	1718
912833LZ1	210399	2000	US TREASURY STRIP	06/06/2012	37,100.50	.000	05/15/2026	50,000.00	2.152	1718



Run Date: 9/2/2021 8:33:06 AM

Investments Outstanding As Of Date: 8/31/2021

INVENTORY BY MATURITY REPORT

CUSIP	Investment #	Fund	Issuer	Purchase Date	Current Book	Current Rate	Maturity Date	Current Par	YTM	Days to Maturity
912833LZ1	210605	2000	US TREASURY STRIP	06/25/2012	35,983.00	.000	05/15/2026	50,000.00	2.383	1718
912833LZ1	214711	2000	US TREASURY STRIP	06/17/2013	34,742.00	.000	05/15/2026	50,000.00	2.840	1718
912833LZ1	218188	2000	US TREASURY STRIP	06/26/2014	35,096.50	.000	05/15/2026	50,000.00	3.000	1718
912833LZ1	218214	2000	US TREASURY STRIP	06/27/2014	34,972.00	.000	05/15/2026	50,000.00	3.031	1718
912833LZ1	218584	2000	US TREASURY STRIP	07/31/2014	35,898.00	.000	05/15/2026	50,000.00	2.830	1718
912833LZ1	222625	2000	US TREASURY STRIP	05/21/2015	190,472.50	.000	05/15/2026	250,000.00	2.491	1718
912833LZ1	226879	2000	US TREASURY STRI ZERO-% 5	05/26/2016	98,467.20	.000	05/15/2026	120,000.00	1.993	1718
912833LZ1	227318	2000	US TREASURY STRI ZERO-% 5	07/15/2016	42,705.50	.000	05/15/2026	50,000.00	1.610	1718
912833LZ1	227502	2000	US TREASURY STRI ZERO-% 5	07/29/2016	33,887.60	.000	05/15/2026	40,000.00	1.700	1718
912833LZ1	227674	2000	US TREASURY STRI ZERO-% 5	08/12/2016	84,773.00	.000	05/15/2026	100,000.00	1.700	1718
912833LZ1	231308	2000	S 0 05-15-26	05/11/2017	32,076.40	.000	05/15/2026	40,000.00	2.465	1718
912833LZ1	231596	2000	S 0 05-15-26	06/02/2017	32,552.40	.000	05/15/2026	40,000.00	2.315	1718
912833LZ1	237035	2000	S 0 05-15-26	06/14/2018	31,647.20	.000	05/15/2026	40,000.00	2.980	1718
912833LZ1	237320	2000	S 0 05-15-26	07/06/2018	31,968.40	.000	05/15/2026	40,000.00	2.872	1718
912833LZ1	237412	2000	S 0 05-15-26	07/12/2018	31,979.60	.000	05/15/2026	40,000.00	2.874	1718
912833LZ1	241259	2000	S 0 05-15-26	05/09/2019	33,787.60	.000	05/15/2026	40,000.00	2.420	1718
912833LZ1	241683	2000	S 0 05-15-26	06/21/2019	34,944.00	.000	05/15/2026	40,000.00	1.968	1718
912833LZ1	241908	2000	S 0 05-15-26	07/11/2019	35,012.40	.000	05/15/2026	40,000.00	1.955	1718
912833LZ1	242039	2000	S 0 05-15-26	07/22/2019	218,510.00	.000	05/15/2026	250,000.00	1.985	1718
912833LZ1	242102	2000	S 0 05-15-26	07/26/2019	35,139.60	.000	05/15/2026	40,000.00	1.913	1718
912833LZ1	245848	2000	S 0 05-15-26	05/18/2020	38,851.20	.000	05/15/2026	40,000.00	.487	1718
912833LZ1	246028	2000	S 0 05-15-26	06/12/2020	38,618.80	.000	05/15/2026	40,000.00	.594	1718
912833LZ1	246090	2000	S 0 05-15-26	06/19/2020	38,775.60	.000	05/15/2026	40,000.00	.527	1718
912833LZ1	246253	2000	S 0 05-15-26	07/16/2020	38,988.00	.000	05/15/2026	40,000.00	.440	1718
912833LZ1	246277	2000	S 0 05-15-26	07/16/2020	38,988.00	.000	05/15/2026	40,000.00	.440	1718
912833LZ1	246318	2000	S 0 05-15-26	07/20/2020	39,000.80	.000	05/15/2026	40,000.00	.435	1718
912833LZ1	250341	2000	S 0 05-15-26	05/10/2021	76,554.40	.000	05/15/2026	80,000.00	.880	1718
912833LZ1	250717	2000	S 0 05-15-26	06/11/2021	38,419.60	.000	05/15/2026	40,000.00	.820	1718
912833LZ1	251117	2000	S 0 05-15-26	07/15/2021	38,412.80	.000	05/15/2026	40,000.00	.839	1718
912833LZ1	251141	2000	S 0 05-15-26	07/15/2021	192,206.00	.000	05/15/2026	200,000.00	.824	1718
912833LZ1	251354	2000	S 0 05-15-26	07/30/2021	38,654.00	.000	05/15/2026	40,000.00	.715	1718
912833LZ1	251387	2000	S 0 05-15-26	08/02/2021	96,527.00	.000	05/15/2026	100,000.00	.740	1718
3130AMCL4	250408	1010	FHLB 1.02 05-19-26	05/19/2021	9,996,500.00	1.020	05/19/2026	10,000,000.00	1.027	1722



Run Date: 9/2/2021 8:33:06 AM

Investments Outstanding As Of Date: 8/31/2021

INVENTORY BY MATURITY REPORT

CUSIP	Investment #	Fund	Issuer	Purchase Date	Current Book	Current Rate	Maturity Date	Current Par	YTM	Days to Maturity
3130AMFW7	250363	1010	FHLB 0 3-4 05-26-26	05/26/2021	25,000,000.00	.750	05/26/2026	25,000,000.00	.750	1729
3130AMGZ9	250588	1010	FHLB 0.9 05-26-26	05/26/2021	14,981,250.00	.900	05/26/2026	15,000,000.00	.926	1729
91282CCF6	250673	1020	T 0 3-4 05-31-26	06/04/2021	29,878,125.00	.750	05/31/2026	30,000,000.00	.833	1734
91282CCF6	250775	1020	T 0 3-4 05-31-26	06/15/2021	14,975,390.63	.750	05/31/2026	15,000,000.00	.784	1734
91282CCF6	250821	1020	T 0 3-4 05-31-26	06/17/2021	14,927,343.75	.750	05/31/2026	15,000,000.00	.850	1734
91282CCF6	250843	1020	T 0 3-4 05-31-26	06/18/2021	19,851,562.50	.750	05/31/2026	20,000,000.00	.904	1734
91282CCF6	250879	1020	T 0 3-4 05-31-26	06/22/2021	19,840,625.00	.750	05/31/2026	20,000,000.00	.915	1734
3130AMLH3	250495	1010	FHLB 1 06-02-26	06/02/2021	25,000,000.00	1.000	06/02/2026	25,000,000.00	1.000	1736
3133EMH21	250767	1010	FFCB 0.9 06-15-26	06/15/2021	5,000,000.00	.900	06/15/2026	5,000,000.00	.900	1749
3133EMH21	250818	1010	FFCB 0.9 06-15-26	06/17/2021	14,977,500.00	.900	06/15/2026	15,000,000.00	.931	1749
3133EMH21	250883	1010	FFCB 0.9 06-15-26	06/22/2021	9,980,000.00	.900	06/15/2026	10,000,000.00	.941	1749
24422EVR7	250796	1030	DE 1.05 06-17-26 MTN	06/17/2021	5,207,332.00	1.050	06/17/2026	5,200,000.00	1.021	1751
24422EVR7	250881	1030	DE 1.05 06-17-26 MTN	06/23/2021	14,840,698.00	1.050	06/17/2026	14,900,000.00	1.132	1751
24422EVR7	251260	1030	DE 1.05 06-17-26 MTN	07/23/2021	10,030,520.40	1.050	06/17/2026	10,000,000.00	.986	1751
3133EML67	250823	1010	FFCB 0.8 06-22-26	06/22/2021	19,891,903.00	.800	06/22/2026	20,000,000.00	.911	1756
48128G4A5	250885	1030	JPM 1.1 06-22-26 MTN	06/22/2021	2,496,875.00	1.100	06/22/2026	2,500,000.00	1.126	1756
3134GXHY3	250713	1010	FHLMC 0 3-4 06-23-26	06/23/2021	24,920,000.00	.750	06/23/2026	25,000,000.00	.815	1757
3130AN3G3	250959	1010	FHLB 0.3 06-29-26	06/29/2021	25,000,000.00	.300	06/29/2026	25,000,000.00	.300	1763
91282CCJ8	250940	1020	T 0 7-8 06-30-26	06/30/2021	19,970,312.50	.875	06/30/2026	20,000,000.00	.905	1764
91282CCJ8	250960	1020	T 0 7-8 06-30-26	06/30/2021	19,954,687.50	.875	06/30/2026	20,000,000.00	.921	1764
3133EMP22	250977	1010	FFCB 0.91 06-30-26	06/30/2021	18,775,560.00	.910	06/30/2026	18,800,000.00	.937	1764
3130ANAB6	251180	1010	FHLB 0.85 07-29-26	07/29/2021	3,994,000.00	.850	07/29/2026	4,000,000.00	.881	1793
3130ANBY5	251181	1010	FHLB 0.91 07-29-26	07/29/2021	25,000,000.00	.910	07/29/2026	25,000,000.00	.910	1793
3130ANC24	251182	1010	FHLB 1.06 07-29-26 0000	07/29/2021	25,000,000.00	1.060	07/29/2026	25,000,000.00	1.060	1793
3130ANCQ1	251197	1010	FHLB 0.87 07-30-26	07/30/2021	25,000,000.00	.870	07/30/2026	25,000,000.00	.870	1794
91282CCP4	251531	1020	T 0 5-8 07-31-26	08/09/2021	14,899,218.75	.625	07/31/2026	15,000,000.00	.763	1795
91282CCP4	251546	1020	T 0 5-8 07-31-26	08/10/2021	14,880,468.75	.625	07/31/2026	15,000,000.00	.789	1795
91282CCP4	251814	1020	T 0 5-8 07-31-26	08/26/2021	24,759,765.63	.625	07/31/2026	25,000,000.00	.824	1795
594918BR4	251592	1030	MSFT 2.4 08-08-26	08/13/2021	17,575,390.30	2.400	08/08/2026	16,510,000.00	1.068	1803
3133EM2C5	251571	1010	FFCB 0.71 08-10-26	08/11/2021	11,675,387.50	.710	08/10/2026	11,750,000.00	.840	1805
3130ANGG9	251334	1010	FHLB 0 3-4 08-12-26	08/12/2021	9,970,000.00	.750	08/12/2026	10,000,000.00	.811	1807
912833PA2	178592	2000	US TREASURY STRIP	10/26/2006	51,376.02	.000	08/15/2026	138,000.00	5.052	1810
912833PA2	182226	2000	US TREASURY STRIP	08/28/2007	38,478.00	.000	08/15/2026	100,000.00	5.100	1810



Run Date: 9/2/2021 8:33:06 AM

Investments Outstanding As Of Date: 8/31/2021

INVENTORY BY MATURITY REPORT

CUSIP	Investment #	Fund	Issuer	Purchase Date	Current Book	Current Rate	Maturity Date	Current Par	YTM	Days to Maturity
912833PA2	182557	2000	US TREASURY STRIP	09/25/2007	38,190.00	.000	08/15/2026	100,000.00	5.162	1810
912833PA2	182762	2000	US TREASURY STRIP	10/05/2007	39,670.00	.000	08/15/2026	100,000.00	4.963	1810
912833PA2	188073	2000	US TREASURY STRIP	09/15/2008	22,725.00	.000	08/15/2026	50,000.00	4.450	1810
912833PA2	188168	2010	US TREASURY STRIP	09/22/2008	269,706.24	.000	08/15/2026	576,000.00	4.285	1810
912833PA2	193259	2000	US TREASURY STRIP	08/18/2009	45,523.25	.000	08/15/2026	100,000.00	4.685	1810
912833PA2	199565	2000	US TREASURY STRIP	08/13/2010	26,882.00	.000	08/15/2026	50,000.00	3.915	1810
912833PA2	200629	2000	US TREASURY STRIP	09/24/2010	55,583.00	.000	08/15/2026	100,000.00	3.730	1810
912833PA2	207496	2000	US TREASURY STRIP	09/23/2011	32,702.00	.000	08/15/2026	50,000.00	2.871	1810
912833PA2	207866	2000	US TREASURY STRIP	10/31/2011	63,816.00	.000	08/15/2026	100,000.00	3.060	1810
912833PA2	207919	2000	US TREASURY STRIP	11/03/2011	31,800.00	.000	08/15/2026	50,000.00	3.085	1810
912833PA2	211245	2000	US TREASURY STRIP	08/17/2012	35,713.50	.000	08/15/2026	50,000.00	2.419	1810
912833PA2	211305	2000	US TREASURY STRIP	08/22/2012	70,279.00	.000	08/15/2026	100,000.00	2.539	1810
912833PA2	215300	2000	US TREASURY STRIP	08/16/2013	32,384.00	.000	08/15/2026	50,000.00	3.370	1810
912833PA2	215623	2000	US TREASURY STRIP	09/26/2013	32,573.00	.000	08/15/2026	50,000.00	3.353	1810
912833PA2	215887	2000	US TREASURY STRIP	11/01/2013	66,885.00	.000	08/15/2026	100,000.00	3.170	1810
912833PA2	218842	2000	US TREASURY STRIP	08/28/2014	288,496.00	.000	08/15/2026	400,000.00	2.750	1810
912833PA2	219034	2000	US TREASURY STRIP	09/18/2014	70,600.00	.000	08/15/2026	100,000.00	2.945	1810
912833PA2	219295	2000	US TREASURY STRIP	10/17/2014	29,502.80	.000	08/15/2026	40,000.00	2.590	1810
912833PA2	224334	2000	USTREASURYSTRIP	10/08/2015	78,356.00	.000	08/15/2026	100,000.00	2.260	1810
912833PA2	224488	2000	USTREASURYSTRIP	10/22/2015	78,255.00	.000	08/15/2026	100,000.00	2.280	1810
912833PA2	224566	2000	USTREASURYSTRIP	10/29/2015	31,222.80	.000	08/15/2026	40,000.00	2.308	1810
912833PA2	228078	2000	US TREASURY STRI ZERO-% 8	09/23/2016	41,835.50	.000	08/15/2026	50,000.00	1.810	1810
912833PA2	228290	2000	US TREASURY STRI ZERO-% 8	10/14/2016	207,565.00	.000	08/15/2026	250,000.00	1.900	1810
912833PA2	234133	2000	S 0 08-15-26	10/26/2017	32,393.60	.000	08/15/2026	40,000.00	2.410	1810
912833PA2	234157	2000	S 0 08-15-26	10/26/2017	40,492.00	.000	08/15/2026	50,000.00	2.410	1810
912833PA2	234192	2000	S 0 08-15-26	10/27/2017	20,212.25	.000	08/15/2026	25,000.00	2.430	1810
912833PA2	237894	2000	S 0 08-15-26	08/23/2018	95,823.60	.000	08/15/2026	120,000.00	2.840	1810
912833PA2	237922	2000	S 0 08-15-26	08/23/2018	31,966.00	.000	08/15/2026	40,000.00	2.830	1810
912833PA2	237935	2000	S 0 08-15-26	08/23/2018	199,660.00	.000	08/15/2026	250,000.00	2.838	1810
912833PA2	238212	2000	S 0 08-15-26	09/13/2018	31,758.40	.000	08/15/2026	40,000.00	2.934	1810
912833PA2	238687	2000	S 0 08-15-26	10/25/2018	312,552.00	.000	08/15/2026	400,000.00	3.185	1810
912833PA2	242343	2000	S 0 08-15-26	08/19/2019	22,442.50	.000	08/15/2026	25,000.00	1.550	1810
912833PA2	242585	2000	S 0 08-15-26	09/06/2019	90,565.00	.000	08/15/2026	100,000.00	1.433	1810



Run Date: 9/2/2021 8:33:06 AM

Investments Outstanding As Of Date: 8/31/2021

INVENTORY BY MATURITY REPORT

CUSIP	Investment #	Fund	Issuer	Purchase Date	Current Book	Current Rate	Maturity Date	Current Par	YTM	Days to Maturity
912833PA2	242665	2000	S 0 08-15-26	09/12/2019	71,687.20	.000	08/15/2026	80,000.00	1.591	1810
912833PA2	242802	2000	S 0 08-15-26	09/23/2019	221,825.00	.000	08/15/2026	250,000.00	1.742	1810
912833PA2	246480	2000	S 0 08-15-26	08/10/2020	39,108.80	.000	08/15/2026	40,000.00	.375	1810
912833PA2	246785	2000	US Treasury Strip 08,15,2026	09/18/2020	78,050.70	.000	08/15/2026	80,000.00	.418	1810
912833PA2	247005	2000	S 0 08-15-26	10/13/2020	38,836.80	.000	08/15/2026	40,000.00	.506	1810
912833PA2	247132	2000	S 0 08-15-26	10/22/2020	38,865.26	.000	08/15/2026	40,000.00	.495	1810
912833PA2	251649	2000	S 0 08-15-26	08/19/2021	38,418.80	.000	08/15/2026	40,000.00	.810	1810
3130ANMV9	251587	1010	FHLB 0.95 08-25-26	08/25/2021	11,490,225.00	.950	08/25/2026	11,500,000.00	.967	1820
3130ANPU8	251589	1010	FHLB 0.99 08-25-26	08/25/2021	9,999,000.00	.990	08/25/2026	10,000,000.00	.992	1820
3130ANNCO	251545	1010	FHLB 0.9 08-26-26 0001	08/26/2021	19,998,000.00	.900	08/26/2026	20,000,000.00	.902	1821
3130ANNB2	251590	1010	FHLB 1 08-26-26 0004	08/26/2021	24,996,250.00	1.000	08/26/2026	25,000,000.00	1.003	1821
3130ANRF9	251837	1010	FHLB 0.98 08-26-26	08/30/2021	5,995,500.00	.980	08/26/2026	6,000,000.00	.995	1821
91282CCW9	251813	1020	T 0 3-4 08-31-26	08/31/2021	24,896,484.38	.750	08/31/2026	25,000,000.00	.835	1826
91282CCW9	251828	1020	T 0 3-4 08-31-26	08/31/2021	14,926,171.88	.750	08/31/2026	15,000,000.00	.851	1826
912833PBO	183736	2000	US TREASURY STRIP	12/05/2007	21,105.00	.000	11/15/2026	50,000.00	4.605	1902
912833PBO	183943	2000	US TREASURY STRIP	12/19/2007	42,689.00	.000	11/15/2026	100,000.00	4.553	1902
912833PBO	184233	2000	US TREASURY STRIP	01/10/2008	64,200.00	.000	11/15/2026	150,000.00	4.554	1902
912833PBO	189220	2000	US TREASURY STRIP	11/21/2008	44,605.00	.000	11/15/2026	100,000.00	4.540	1902
912833PBO	189267	2000	US TREASURY STRIP	11/21/2008	2,250.00	.000	11/15/2026	5,000.00	4.490	1902
912833PBO	189965	2000	US TREASURY STRIP	01/12/2009	132,050.00	.000	11/15/2026	250,000.00	3.610	1902
912833PBO	190254	2000	US TREASURY STRIP	02/04/2009	49,718.00	.000	11/15/2026	100,000.00	3.970	1902
912833PBO	194199	2000	US TREASURY STRIP	11/24/2009	46,951.00	.000	11/15/2026	100,000.00	4.504	1902
912833PBO	194732	2000	US TREASURY STRIP	01/28/2010	23,034.00	.000	11/15/2026	50,000.00	4.668	1902
912833PBO	201938	2000	US TREASURY STRIP	11/17/2010	26,084.00	.000	11/15/2026	50,000.00	4.110	1902
912833PBO	202153	2000	US TREASURY STRIP	11/24/2010	25,675.00	.000	11/15/2026	50,000.00	4.216	1902
912833PBO	203393	2000	US TREASURY STRIP	01/31/2011	48,751.00	.000	11/15/2026	100,000.00	4.603	1902
912833PBO	212195	2000	US TREASURY STRIP	11/30/2012	108,349.50	.000	11/15/2026	150,000.00	2.344	1902
912833PBO	212325	2000	US TREASURY STRIP	12/13/2012	253,270.50	.000	11/15/2026	350,000.00	2.337	1902
912833PBO	212654	2000	US TREASURY STRIP	01/17/2013	35,098.00	.000	11/15/2026	50,000.00	2.576	1902
912833PBO	216074	2000	US TREASURY STRIP	11/21/2013	32,461.00	.000	11/15/2026	50,000.00	3.355	1902
912833PBO	216419	2000	US TREASURY STRIP	01/09/2014	63,370.00	.000	11/15/2026	100,000.00	3.582	1902
912833PBO	219700	2000	US TREASURY STRIP	11/20/2014	180,460.00	.000	11/15/2026	250,000.00	2.738	1902
912833PBO	220249	2000	US TREASURY STRIP	01/09/2015	38,582.00	.000	11/15/2026	50,000.00	2.200	1902



Run Date: 9/2/2021 8:33:06 AM

Investments Outstanding As Of Date: 8/31/2021

INVENTORY BY MATURITY REPORT

CUSIP	Investment #	Fund	Issuer	Purchase Date	Current Book	Current Rate	Maturity Date	Current Par	YTM	Days to Maturity
912833PBO	220351	2000	US TREASURY STRIP	01/20/2015	77,161.00	.000	11/15/2026	100,000.00	2.206	1902
912833PBO	220437	2000	US TREASURY STRIP	01/26/2015	78,333.00	.000	11/15/2026	100,000.00	2.080	1902
912833PBO	220458	2000	US TREASURY STRIP	01/26/2015	39,050.50	.000	11/15/2026	50,000.00	2.105	1902
912833PBO	220477	2000	US TREASURY STRIP	01/26/2015	31,245.60	.000	11/15/2026	40,000.00	2.104	1902
912833PBO	220506	2000	US TREASURY STRIP	01/27/2015	195,617.50	.000	11/15/2026	250,000.00	2.090	1902
912833PBO	220610	2000	US TREASURY STRIP	01/29/2015	194,397.50	.000	11/15/2026	250,000.00	2.145	1902
912833PBO	225024	2000	USTREASURYSTRIP	12/24/2015	191,855.00	.000	11/15/2026	250,000.00	2.445	1902
912833PBO	225346	2000	USTREASURYSTRIP	02/04/2016	78,798.00	.000	11/15/2026	100,000.00	2.223	1902
912833PBO	228575	2000	US TREASURY STRI ZERO-% 1	11/14/2016	15,578.29	.000	11/15/2026	19,000.00	1.995	1902
912833PBO	229121	2000	S 0 11-15-26	01/12/2017	15,556.20	.000	11/15/2026	20,000.00	2.570	1902
912833PBO	229123	2000	S 0 11-15-26	01/12/2017	15,556.20	.000	11/15/2026	20,000.00	2.570	1902
912833PBO	229263	2000	S 0 11-15-26	01/26/2017	194,175.00	.000	11/15/2026	250,000.00	2.595	1902
912833PBO	229409	2000	S 0 11-15-26	02/02/2017	30,918.80	.000	11/15/2026	40,000.00	2.650	1902
912833PBO	234361	2000	S 0 11-15-26	11/16/2017	80,325.00	.000	11/15/2026	100,000.00	2.450	1902
912833PBO	234934	2000	S 0 11-15-26	01/25/2018	31,560.00	.000	11/15/2026	40,000.00	2.710	1902
912833PBO	235060	2000	S 0 11-15-26	02/02/2018	31,442.40	.000	11/15/2026	40,000.00	2.760	1902
912833PBO	243387	2000	S 0 11-15-26	11/15/2019	34,993.60	.000	11/15/2026	40,000.00	1.919	1902
912833PBO	243630	2000	S 0 11-15-26	12/09/2019	35,496.40	.000	11/15/2026	40,000.00	1.730	1902
912833PBO	243723	2000	S 0 11-15-26	12/16/2019	35,290.00	.000	11/15/2026	40,000.00	1.820	1902
912833PBO	247330	2000	S 0 11-15-26	11/06/2020	38,593.60	.000	11/15/2026	40,000.00	.595	1902
912833PBO	247470	2000	S 0 11-15-26	11/19/2020	77,080.00	.000	11/15/2026	80,000.00	.622	1902
912833PBO	247635	2000	S 0 11-15-26	12/03/2020	38,672.40	.000	11/15/2026	40,000.00	.568	1902
912833PBO	247787	2000	S 0 11-15-26	12/14/2020	38,578.88	.000	11/15/2026	40,000.00	.612	1902
912833PBO	247847	2000	S 0 11-15-26	12/17/2020	38,722.00	.000	11/15/2026	40,000.00	.550	1902
912833PC8	184844	2000	US TREASURY STRIP	02/28/2008	3,992.97	.000	02/15/2027	10,000.00	4.900	1994
912833PC8	185234	2000	US TREASURY STRIP	03/27/2008	4,350.00	.000	02/15/2027	10,000.00	4.456	1994
912833PC8	185277	2000	US TREASURY STRIP	03/28/2008	21,736.50	.000	02/15/2027	50,000.00	4.460	1994
912833PC8	185603	2000	US TREASURY STRIP	04/16/2008	21,628.00	.000	02/15/2027	50,000.00	4.500	1994
912803BK8	185625	2000	US TREASURY STRIP (P)	04/16/2008	4,360.00	.000	02/15/2027	10,000.00	4.457	1994
912833PC8	185889	2000	US TREASURY STRIP	04/28/2008	10,477.25	.000	02/15/2027	25,000.00	4.680	1994
912833PC8	190603	2000	US TREASURY STRIP	02/27/2009	24,864.00	.000	02/15/2027	50,000.00	3.926	1994
912833PC8	190836	2000	US TREASURY STRIP	03/20/2009	24,427.50	.000	02/15/2027	50,000.00	4.040	1994
912833PC8	190960	2000	US TREASURY STRIP	03/30/2009	49,194.00	.000	02/15/2027	100,000.00	4.007	1994



Run Date: 9/2/2021 8:33:06 AM

Investments Outstanding As Of Date: 8/31/2021

INVENTORY BY MATURITY REPORT

CUSIP	Investment #	Fund	Issuer	Purchase Date	Current Book	Current Rate	Maturity Date	Current Par	YTM	Days to Maturity
912833PC8	191126	2000	US TREASURY STRIP	04/13/2009	2,550.00	.000	02/15/2027	5,000.00	3.810	1994
912833PC8	191217	2000	US TREASURY STRIP	04/16/2009	24,411.50	.000	02/15/2027	50,000.00	4.061	1994
912833PC8	191864	2000	US TREASURY STRIP	04/24/2009	24,565.00	.000	02/15/2027	50,000.00	4.030	1994
912833PC8	194863	2000	US TREASURY STRIP	02/08/2010	44,608.00	.000	02/15/2027	100,000.00	4.800	1994
912833PC8	195187	2000	US TREASURY STRIP	03/03/2010	22,413.00	.000	02/15/2027	50,000.00	4.789	1994
912833PC8	195394	2000	US TREASURY STRIP	03/12/2010	44,414.00	.000	02/15/2027	100,000.00	4.852	1994
912833PC8	195863	2000	US TREASURY STRIP	04/08/2010	21,881.50	.000	02/15/2027	50,000.00	4.963	1994
912833PC8	196888	2000	US TREASURY STRIP	04/30/2010	22,895.50	.000	02/15/2027	50,000.00	4.705	1994
912833PC8	203862	2000	US TREASURY STRIP	02/28/2011	24,078.50	.000	02/15/2027	50,000.00	4.630	1994
912833PC8	204509	2000	US TREASURY STRIP	04/12/2011	47,823.00	.000	02/15/2027	100,000.00	4.710	1994
912833PC8	205422	2000	US TREASURY STRIP	05/05/2011	50,336.00	.000	02/15/2027	100,000.00	4.397	1994
912833PC8	208705	2000	US TREASURY STRIP	02/16/2012	32,467.00	.000	02/15/2027	50,000.00	2.900	1994
912833PC8	208876	2000	US TREASURY STRIP	03/05/2012	65,416.00	.000	02/15/2027	100,000.00	2.859	1994
912833PC8	209015	2000	US TREASURY STRIP	03/19/2012	30,964.00	.000	02/15/2027	50,000.00	3.240	1994
912833PC8	209140	2000	US TREASURY STRIP	04/05/2012	31,497.00	.000	02/15/2027	50,000.00	3.134	1994
912833PC8	209932	2000	US TREASURY STRIP	04/30/2012	32,691.00	.000	02/15/2027	50,000.00	2.893	1994
912833PC8	213292	2000	US TREASURY STRIP	03/25/2013	34,351.00	.000	02/15/2027	50,000.00	2.720	1994
912833PC8	213364	2000	US TREASURY STRIP	03/28/2013	68,896.00	.000	02/15/2027	100,000.00	2.701	1994
912833PC8	213441	2000	US TREASURY STRIP	04/04/2013	34,935.00	.000	02/15/2027	50,000.00	2.602	1994
912833PC8	213508	2000	US TREASURY STRIP	04/12/2013	71,292.00	.000	02/15/2027	100,000.00	2.459	1994
912833PC8	214260	2000	US TREASURY STRIP	05/02/2013	72,161.00	.000	02/15/2027	100,000.00	2.380	1994
912833PC8	216914	2000	US TREASURY STRIP	03/21/2014	165,117.50	.000	02/15/2027	250,000.00	3.240	1994
912833PC8	220879	2000	US TREASURY STRIP	02/13/2015	30,468.80	.000	02/15/2027	40,000.00	2.280	1994
912833PC8	222353	2000	US TREASURY STRIP	04/30/2015	30,685.60	.000	02/15/2027	40,000.00	2.260	1994
912833PC8	225719	2000	USTREASURYSTRIP	03/17/2016	31,520.00	.000	02/15/2027	40,000.00	2.195	1994
912833PC8	225753	2000	USTREASURYSTRIP	03/17/2016	14,388.48	.000	02/15/2027	18,250.00	2.190	1994
912833PC8	229661	2000	S 0 02-15-27	02/24/2017	40,029.60	.000	02/15/2027	52,000.00	2.640	1994
912833PC8	230021	2000	S 0 02-15-27	03/24/2017	309,256.00	.000	02/15/2027	400,000.00	2.616	1994
912833PC8	230117	2000	S 0 02-15-27	03/30/2017	194,655.00	.000	02/15/2027	250,000.00	2.549	1994
912833PC8	230238	2000	S 0 02-15-27	04/06/2017	39,096.50	.000	02/15/2027	50,000.00	2.510	1994
912833PC8	230333	2000	S 0 02-15-27	04/17/2017	31,483.60	.000	02/15/2027	40,000.00	2.450	1994
912833PC8	230992	2000	S 0 02-15-27	04/28/2017	196,920.00	.000	02/15/2027	250,000.00	2.450	1994
912833PC8	235201	2000	S 0 02-15-27	02/15/2018	30,869.20	.000	02/15/2027	40,000.00	2.900	1994



Run Date: 9/2/2021 8:33:06 AM

Investments Outstanding As Of Date: 8/31/2021

INVENTORY BY MATURITY REPORT

CUSIP	Investment #	Fund	Issuer	Purchase Date	Current Book	Current Rate	Maturity Date	Current Par	YTM	Days to Maturity
912833PC8	235370	2000	S 0 02-15-27	03/01/2018	30,930.80	.000	02/15/2027	40,000.00	2.890	1994
912833PC8	235395	2000	S 0 02-15-27	03/01/2018	30,882.00	.000	02/15/2027	40,000.00	2.908	1994
912833PC8	235455	2000	S 0 02-15-27	03/05/2018	154,022.00	.000	02/15/2027	200,000.00	2.940	1994
912833PC8	235528	2000	S 0 02-15-27	03/08/2018	30,928.00	.000	02/15/2027	40,000.00	2.897	1994
912833PC8	236310	2000	S 0 02-15-27	04/26/2018	30,719.60	.000	02/15/2027	40,000.00	3.020	1994
912833PC8	244737	2000	S 0 02-15-27	03/19/2020	38,205.20	.000	02/15/2027	40,000.00	.666	1994
912833PC8	244840	2000	S 0 02-15-27	04/02/2020	24,074.25	.000	02/15/2027	25,000.00	.550	1994
912833PC8	249113	2000	S 0 02-15-27	03/12/2021	37,447.20	.000	02/15/2027	40,000.00	1.115	1994
912833PC8	249158	2000	S 0 02-15-27	03/12/2021	74,894.40	.000	02/15/2027	80,000.00	1.115	1994
912833PC8	250115	2000	S 0 02-15-27	05/03/2021	37,463.60	.000	02/15/2027	40,000.00	1.135	1994
912833PD6	186340	2010	US TREASURY STRIP	05/22/2008	3,045,578.14	.000	05/15/2027	7,538,000.00	4.832	2083
912833PD6	186426	2000	US TREASURY STRIP	05/27/2008	20,372.50	.000	05/15/2027	50,000.00	4.790	2083
912833PD6	186671	2000	US TREASURY STRIP	06/09/2008	9,998.00	.000	05/15/2027	25,000.00	4.900	2083
912833PD6	187234	2000	US TREASURY STRIP	07/11/2008	4,164.30	.000	05/15/2027	10,000.00	4.703	2083
912833PD6	192222	2000	US TREASURY STRIP	05/13/2009	66,435.00	.000	05/15/2027	150,000.00	4.575	2083
912833PD6	193241	2000	US TREASURY STRIP	08/18/2009	21,864.33	.000	05/15/2027	50,000.00	4.717	2083
912833PD6	197109	2000	US TREASURY STRIP	05/11/2010	144,946.69	.000	05/15/2027	306,000.00	4.441	2083
912833PD6	197201	2000	US TREASURY STRIP	05/14/2010	11,795.50	.000	05/15/2027	25,000.00	4.467	2083
912833PD6	198381	2000	US TREASURY STRIP	06/30/2010	25,454.50	.000	05/15/2027	50,000.00	4.041	2083
912833PD6	198710	2000	US TREASURY STRIP	07/13/2010	50,450.00	.000	05/15/2027	100,000.00	4.104	2083
912833PD6	205481	2000	US TREASURY STRIP	05/09/2011	50,215.00	.000	05/15/2027	100,000.00	4.347	2083
912833PD6	206126	2000	US TREASURY STRIP	06/13/2011	51,998.00	.000	05/15/2027	100,000.00	4.150	2083
912833PD6	206328	2000	US TREASURY STRIP	06/23/2011	25,947.00	.000	05/15/2027	50,000.00	4.170	2083
912833PD6	206378	2000	US TREASURY STRIP	06/27/2011	25,908.00	.000	05/15/2027	50,000.00	4.183	2083
912833PD6	210185	2000	US TREASURY STRIP	05/16/2012	33,482.00	.000	05/15/2027	50,000.00	2.692	2083
912833PD6	210400	2000	US TREASURY STRIP	06/06/2012	35,808.50	.000	05/15/2027	50,000.00	2.247	2083
912833PD6	210606	2000	US TREASURY STRIP	06/25/2012	34,692.00	.000	05/15/2027	50,000.00	2.470	2083
912833PD6	214712	2000	US TREASURY STRIP	06/17/2013	33,134.00	.000	05/15/2027	50,000.00	2.980	2083
912833PD6	218189	2000	US TREASURY STRIP	06/26/2014	33,701.00	.000	05/15/2027	50,000.00	3.085	2083
912833PD6	218222	2000	US TREASURY STRIP	06/27/2014	33,546.00	.000	05/15/2027	50,000.00	3.122	2083
912833PD6	218585	2000	US TREASURY STRIP	07/31/2014	34,509.50	.000	05/15/2027	50,000.00	2.920	2083
912833PD6	222627	2000	US TREASURY STRIP	05/21/2015	183,795.00	.000	05/15/2027	250,000.00	2.584	2083
912833PD6	226880	2000	US TREASURY STRI ZERO-% 5	05/26/2016	95,656.80	.000	05/15/2027	120,000.00	2.077	2083



Run Date: 9/2/2021 8:33:06 AM

Investments Outstanding As Of Date: 8/31/2021

INVENTORY BY MATURITY REPORT

CUSIP	Investment #	Fund	Issuer	Purchase Date	Current Book	Current Rate	Maturity Date	Current Par	YTM	Days to Maturity
912833PD6	227320	2000	US TREASURY STRI ZERO-% 5	07/15/2016	41,846.00	.000	05/15/2027	50,000.00	1.650	2083
912833PD6	227503	2000	US TREASURY STRI ZERO-% 5	07/29/2016	33,158.80	.000	05/15/2027	40,000.00	1.745	2083
912833PD6	227675	2000	US TREASURY STRI ZERO-% 5	08/12/2016	82,775.00	.000	05/15/2027	100,000.00	1.765	2083
912833PD6	231309	2000	S 0 05-15-27	05/11/2017	31,087.20	.000	05/15/2027	40,000.00	2.534	2083
912833PD6	231597	2000	S 0 05-15-27	06/02/2017	31,578.00	.000	05/15/2027	40,000.00	2.390	2083
912833PD6	237036	2000	S 0 05-15-27	06/14/2018	30,644.00	.000	05/15/2027	40,000.00	3.010	2083
912833PD6	237321	2000	S 0 05-15-27	07/06/2018	30,994.80	.000	05/15/2027	40,000.00	2.900	2083
912833PD6	237404	2000	S 0 05-15-27	07/12/2018	30,998.80	.000	05/15/2027	40,000.00	2.904	2083
912833PD6	241260	2000	S 0 05-15-27	05/09/2019	32,828.40	.000	05/15/2027	40,000.00	2.480	2083
912833PD6	241684	2000	S 0 05-15-27	06/21/2019	34,112.00	.000	05/15/2027	40,000.00	2.026	2083
912833PD6	241909	2000	S 0 05-15-27	07/11/2019	34,180.80	.000	05/15/2027	40,000.00	2.014	2083
912833PD6	242040	2000	S 0 05-15-27	07/22/2019	213,250.00	.000	05/15/2027	250,000.00	2.045	2083
912833PD6	242103	2000	S 0 05-15-27	07/26/2019	34,314.80	.000	05/15/2027	40,000.00	1.974	2083
912833PD6	245849	2000	S 0 05-15-27	05/18/2020	38,437.20	.000	05/15/2027	40,000.00	.571	2083
912833PD6	246029	2000	S 0 05-15-27	06/12/2020	38,108.00	.000	05/15/2027	40,000.00	.701	2083
912833PD6	246091	2000	S 0 05-15-27	06/19/2020	38,307.20	.000	05/15/2027	40,000.00	.627	2083
912833PD6	246254	2000	S 0 05-15-27	07/16/2020	38,553.20	.000	05/15/2027	40,000.00	.540	2083
912833PD6	246278	2000	S 0 05-15-27	07/16/2020	38,553.20	.000	05/15/2027	40,000.00	.540	2083
912833PD6	246319	2000	S 0 05-15-27	07/20/2020	38,581.60	.000	05/15/2027	40,000.00	.530	2083
912833PD6	250342	2000	S 0 05-15-27	05/10/2021	74,736.00	.000	05/15/2027	80,000.00	1.135	2083
912833PD6	250718	2000	S 0 05-15-27	06/11/2021	37,548.40	.000	05/15/2027	40,000.00	1.070	2083
912833PD6	251118	2000	S 0 05-15-27	07/15/2021	37,680.80	.000	05/15/2027	40,000.00	1.026	2083
912833PD6	251142	2000	S 0 05-15-27	07/15/2021	188,584.00	.000	05/15/2027	200,000.00	1.010	2083
912833PD6	251355	2000	S 0 05-15-27	07/30/2021	37,997.60	.000	05/15/2027	40,000.00	.888	2083
912833PD6	251388	2000	S 0 05-15-27	08/02/2021	94,883.00	.000	05/15/2027	100,000.00	.910	2083
912833PE4	178593	2000	US TREASURY STRIP	10/26/2006	49,154.22	.000	08/15/2027	138,000.00	5.024	2175
912833PE4	188074	2000	US TREASURY STRIP	09/15/2008	21,750.00	.000	08/15/2027	50,000.00	4.449	2175
912833PE4	188169	2010	US TREASURY STRIP	09/22/2008	256,982.40	.000	08/15/2027	576,000.00	4.317	2175
912833PE4	193260	2000	US TREASURY STRIP	08/18/2009	43,702.25	.000	08/15/2027	100,000.00	4.654	2175
912833PE4	199567	2000	US TREASURY STRIP	08/13/2010	25,602.50	.000	08/15/2027	50,000.00	3.975	2175
912833PE4	200630	2000	US TREASURY STRIP	09/24/2010	52,817.00	.000	08/15/2027	100,000.00	3.815	2175
912833PE4	207497	2000	US TREASURY STRIP	09/23/2011	31,345.50	.000	08/15/2027	50,000.00	2.960	2175
912833PE4	207867	2000	US TREASURY STRIP	10/31/2011	61,284.00	.000	08/15/2027	100,000.00	3.125	2175



Run Date: 9/2/2021 8:33:06 AM

Investments Outstanding As Of Date: 8/31/2021

INVENTORY BY MATURITY REPORT

CUSIP	Investment #	Fund	Issuer	Purchase Date	Current Book	Current Rate	Maturity Date	Current Par	YTM	Days to Maturity
912833PE4	207920	2000	US TREASURY STRIP	11/03/2011	30,555.00	.000	08/15/2027	50,000.00	3.145	2175
912833PE4	211246	2000	US TREASURY STRIP	08/17/2012	34,342.00	.000	08/15/2027	50,000.00	2.521	2175
912833PE4	211306	2000	US TREASURY STRIP	08/22/2012	67,512.00	.000	08/15/2027	100,000.00	2.640	2175
912833PE4	215301	2000	US TREASURY STRIP	08/16/2013	30,806.50	.000	08/15/2027	50,000.00	3.490	2175
912833PE4	215624	2000	US TREASURY STRIP	09/26/2013	31,071.50	.000	08/15/2027	50,000.00	3.456	2175
912833PE4	215888	2000	US TREASURY STRIP	11/01/2013	63,853.00	.000	08/15/2027	100,000.00	3.280	2175
912833PE4	218843	2000	US TREASURY STRIP	08/28/2014	277,688.00	.000	08/15/2027	400,000.00	2.835	2175
912833PE4	219035	2000	US TREASURY STRIP	09/18/2014	67,800.00	.000	08/15/2027	100,000.00	3.033	2175
912833PE4	219296	2000	US TREASURY STRIP	10/17/2014	28,463.20	.000	08/15/2027	40,000.00	2.670	2175
912833PE4	224335	2000	USTREASURYSTRIP	10/08/2015	75,811.00	.000	08/15/2027	100,000.00	2.350	2175
912833PE4	224489	2000	USTREASURYSTRIP	10/22/2015	75,613.00	.000	08/15/2027	100,000.00	2.380	2175
912833PE4	224567	2000	USTREASURYSTRIP	10/29/2015	30,164.80	.000	08/15/2027	40,000.00	2.407	2175
912833PE4	228079	2000	US TREASURY STRI ZERO-% 8	09/23/2016	40,735.00	.000	08/15/2027	50,000.00	1.890	2175
912833PE4	228291	2000	US TREASURY STRI ZERO-% 8	10/14/2016	202,042.50	.000	08/15/2027	250,000.00	1.975	2175
912833PE4	234134	2000	S 0 08-15-27	10/26/2017	31,474.00	.000	08/15/2027	40,000.00	2.460	2175
912833PE4	234158	2000	S 0 08-15-27	10/26/2017	39,361.50	.000	08/15/2027	50,000.00	2.455	2175
912833PE4	234193	2000	S 0 08-15-27	10/27/2017	19,634.50	.000	08/15/2027	25,000.00	2.480	2175
912833PE4	237895	2000	S 0 08-15-27	08/23/2018	92,829.60	.000	08/15/2027	120,000.00	2.880	2175
912833PE4	237923	2000	S 0 08-15-27	08/23/2018	30,943.20	.000	08/15/2027	40,000.00	2.880	2175
912833PE4	237936	2000	S 0 08-15-27	08/23/2018	193,395.00	.000	08/15/2027	250,000.00	2.880	2175
912833PE4	238213	2000	S 0 08-15-27	09/13/2018	30,754.80	.000	08/15/2027	40,000.00	2.968	2175
912833PE4	238686	2000	S 0 08-15-27	10/25/2018	301,572.00	.000	08/15/2027	400,000.00	3.233	2175
912833PE4	242344	2000	S 0 08-15-27	08/19/2019	22,046.25	.000	08/15/2027	25,000.00	1.580	2175
912833PE4	242573	2000	S 0 08-15-27	09/06/2019	89,043.00	.000	08/15/2027	100,000.00	1.467	2175
912833PE4	242666	2000	S 0 08-15-27	09/12/2019	70,367.20	.000	08/15/2027	80,000.00	1.626	2175
912833PE4	242803	2000	S 0 08-15-27	09/23/2019	217,430.00	.000	08/15/2027	250,000.00	1.776	2175
912833PE4	246481	2000	S 0 08-15-27	08/10/2020	38,756.00	.000	08/15/2027	40,000.00	.451	2175
912833PE4	246786	2000	US Treasury Strip 08,15,2027	09/18/2020	77,218.26	.000	08/15/2027	80,000.00	.513	2175
912833PE4	247006	2000	S 0 08-15-27	10/13/2020	38,373.20	.000	08/15/2027	40,000.00	.608	2175
912833PE4	247133	2000	S 0 08-15-27	10/22/2020	38,395.78	.000	08/15/2027	40,000.00	.601	2175
912833PE4	251650	2000	S 0 08-15-27	08/19/2021	37,792.80	.000	08/15/2027	40,000.00	.950	2175
31364DKL9	152858	2000	FNMA STRIP	12/11/2001	488,018.16	.000	10/08/2027	2,617,000.00	6.610	2229
912833QB9	189221	2000	US TREASURY STRIP	11/21/2008	42,253.00	.000	11/15/2027	100,000.00	4.590	2267



Run Date: 9/2/2021 8:33:06 AM

Investments Outstanding As Of Date: 8/31/2021

INVENTORY BY MATURITY REPORT

CUSIP	Investment #	Fund	Issuer	Purchase Date	Current Book	Current Rate	Maturity Date	Current Par	YTM	Days to Maturity
912833QB9	189268	2000	US TREASURY STRIP	11/21/2008	2,150.00	.000	11/15/2027	5,000.00	4.496	2267
912833QB9	189966	2000	US TREASURY STRIP	01/12/2009	126,822.50	.000	11/15/2027	250,000.00	3.635	2267
912833QB9	190255	2000	US TREASURY STRIP	02/04/2009	47,103.00	.000	11/15/2027	100,000.00	4.050	2267
912833QB9	194200	2000	US TREASURY STRIP	11/24/2009	44,817.00	.000	11/15/2027	100,000.00	4.515	2267
912833QB9	194733	2000	US TREASURY STRIP	01/28/2010	21,877.50	.000	11/15/2027	50,000.00	4.699	2267
912833QB9	201939	2000	US TREASURY STRIP	11/17/2010	24,671.50	.000	11/15/2027	50,000.00	4.200	2267
912833QB9	202155	2000	US TREASURY STRIP	11/24/2010	24,284.50	.000	11/15/2027	50,000.00	4.300	2267
912833QB9	203394	2000	US TREASURY STRIP	01/31/2011	46,118.00	.000	11/15/2027	100,000.00	4.664	2267
912833QB9	212196	2000	US TREASURY STRIP	11/30/2012	104,304.00	.000	11/15/2027	150,000.00	2.444	2267
912833QB9	212326	2000	US TREASURY STRIP	12/13/2012	243,411.00	.000	11/15/2027	350,000.00	2.449	2267
912833QB9	212655	2000	US TREASURY STRIP	01/17/2013	33,669.50	.000	11/15/2027	50,000.00	2.685	2267
912833QB9	216075	2000	US TREASURY STRIP	11/21/2013	30,927.50	.000	11/15/2027	50,000.00	3.465	2267
912833QB9	216420	2000	US TREASURY STRIP	01/09/2014	60,349.00	.000	11/15/2027	100,000.00	3.680	2267
912833QB9	219695	2000	US TREASURY STRIP	11/20/2014	174,025.00	.000	11/15/2027	250,000.00	2.809	2267
912833QB9	220250	2000	US TREASURY STRIP	01/09/2015	37,508.00	.000	11/15/2027	50,000.00	2.250	2267
912833QB9	220352	2000	US TREASURY STRIP	01/20/2015	74,914.00	.000	11/15/2027	100,000.00	2.266	2267
912833QB9	220438	2000	US TREASURY STRIP	01/26/2015	76,148.00	.000	11/15/2027	100,000.00	2.140	2267
912833QB9	220459	2000	US TREASURY STRIP	01/26/2015	37,956.00	.000	11/15/2027	50,000.00	2.165	2267
912833QB9	220478	2000	US TREASURY STRIP	01/26/2015	30,374.40	.000	11/15/2027	40,000.00	2.162	2267
912833QB9	220507	2000	US TREASURY STRIP	01/27/2015	190,140.00	.000	11/15/2027	250,000.00	2.150	2267
912833QB9	220611	2000	US TREASURY STRIP	01/29/2015	188,975.00	.000	11/15/2027	250,000.00	2.200	2267
912833QB9	225025	2000	USTREASURYSTRIP	12/24/2015	185,802.50	.000	11/15/2027	250,000.00	2.511	2267
912833QB9	225348	2000	USTREASURYSTRIP	02/04/2016	76,466.00	.000	11/15/2027	100,000.00	2.291	2267
912833QB9	228576	2000	US TREASURY STRI ZERO-% 1	11/14/2016	14,327.10	.000	11/15/2027	18,000.00	2.085	2267
912833QB9	229125	2000	S 0 11-15-27	01/12/2017	15,067.00	.000	11/15/2027	20,000.00	2.630	2267
912833QB9	229126	2000	S 0 11-15-27	01/12/2017	15,067.00	.000	11/15/2027	20,000.00	2.630	2267
912833QB9	229264	2000	S 0 11-15-27	01/26/2017	188,025.00	.000	11/15/2027	250,000.00	2.655	2267
912833QB9	229410	2000	S 0 11-15-27	02/02/2017	29,924.00	.000	11/15/2027	40,000.00	2.710	2267
912833QB9	234362	2000	S 0 11-15-27	11/16/2017	78,006.00	.000	11/15/2027	100,000.00	2.500	2267
912833QB9	234951	2000	S 0 11-15-17	01/25/2018	30,632.80	.000	11/15/2027	40,000.00	2.740	2267
912833QB9	235061	2000	S 0 11-15-27	02/02/2018	30,533.20	.000	11/15/2027	40,000.00	2.780	2267
912833QB9	243388	2000	S 0 11-15-27	11/15/2019	34,231.20	.000	11/15/2027	40,000.00	1.956	2267
912833QB9	243631	2000	S 0 11-15-27	12/09/2019	34,780.80	.000	11/15/2027	40,000.00	1.770	2267



Run Date: 9/2/2021 8:33:06 AM

Investments Outstanding As Of Date: 8/31/2021

INVENTORY BY MATURITY REPORT

CUSIP	Investment #	Fund	Issuer	Purchase Date	Current Book	Current Rate	Maturity Date	Current Par	YTM	Days to Maturity
912833QB9	243724	2000	S 0 11-15-27	12/16/2019	34,574.80	.000	11/15/2027	40,000.00	1.850	2267
912833QB9	247331	2000	S 0 11-15-27	11/06/2020	38,017.60	.000	11/15/2027	40,000.00	.725	2267
912833QB9	247471	2000	S 0 11-15-27	11/19/2020	75,950.40	.000	11/15/2027	80,000.00	.745	2267
912833QB9	247636	2000	S 0 11-15-27	12/03/2020	38,110.00	.000	11/15/2027	40,000.00	.698	2267
912833QB9	247788	2000	S 0 11-15-27	12/14/2020	37,978.05	.000	11/15/2027	40,000.00	.751	2267
912833QB9	247848	2000	S 0 11-15-27	12/17/2020	38,127.20	.000	11/15/2027	40,000.00	.695	2267
31359YCX3	173965	2000	FNMA STRIP	12/14/2005	163,318.68	.000	01/15/2028	513,000.00	5.250	2328
912833RY8	184845	2000	US TREASURY STRIP	02/28/2008	3,811.70	.000	02/15/2028	10,000.00	4.890	2359
912833RY8	185235	2000	US TREASURY STRIP	03/27/2008	4,145.00	.000	02/15/2028	10,000.00	4.478	2359
912833RY8	185626	2000	US TREASURY STRIP	04/16/2008	4,125.00	.000	02/15/2028	10,000.00	4.515	2359
912833RY8	185890	2000	US TREASURY STRIP	04/28/2008	10,042.25	.000	02/15/2028	25,000.00	4.660	2359
912833RY8	190604	2000	US TREASURY STRIP	02/27/2009	24,675.00	.000	02/15/2028	50,000.00	3.758	2359
912833RY8	190835	2000	US TREASURY STRIP	03/20/2009	23,383.00	.000	02/15/2028	50,000.00	4.060	2359
912833RY8	190961	2000	US TREASURY STRIP	03/30/2009	47,190.00	.000	02/15/2028	100,000.00	4.017	2359
912833RY8	191127	2000	US TREASURY STRIP	04/13/2009	2,450.00	.000	02/15/2028	5,000.00	3.822	2359
912833RY8	191218	2000	US TREASURY STRIP	04/16/2009	23,318.00	.000	02/15/2028	50,000.00	4.091	2359
912833RY8	191865	2000	US TREASURY STRIP	04/24/2009	23,510.00	.000	02/15/2028	50,000.00	4.052	2359
912833RY8	194864	2000	US TREASURY STRIP	02/08/2010	42,392.00	.000	02/15/2028	100,000.00	4.820	2359
912833RY8	195188	2000	US TREASURY STRIP	03/03/2010	21,336.00	.000	02/15/2028	50,000.00	4.800	2359
912833RY8	195395	2000	US TREASURY STRIP	03/12/2010	42,132.00	.000	02/15/2028	100,000.00	4.879	2359
912833RY8	195864	2000	US TREASURY STRIP	04/08/2010	20,752.00	.000	02/15/2028	50,000.00	4.986	2359
912833RY8	196889	2000	US TREASURY STRIP	04/30/2010	21,770.00	.000	02/15/2028	50,000.00	4.727	2359
912833RY8	203863	2000	US TREASURY STRIP	02/28/2011	22,739.50	.000	02/15/2028	50,000.00	4.699	2359
912833RY8	204510	2000	US TREASURY STRIP	04/12/2011	45,348.00	.000	02/15/2028	100,000.00	4.750	2359
912833RY8	205423	2000	US TREASURY STRIP	05/05/2011	47,680.00	.000	02/15/2028	100,000.00	4.463	2359
912833RY8	208706	2000	US TREASURY STRIP	02/16/2012	31,175.00	.000	02/15/2028	50,000.00	2.975	2359
912833RY8	208877	2000	US TREASURY STRIP	03/05/2012	62,889.00	.000	02/15/2028	100,000.00	2.929	2359
912833RY8	209016	2000	US TREASURY STRIP	03/19/2012	29,611.50	.000	02/15/2028	50,000.00	3.320	2359
912833RY8	209141	2000	US TREASURY STRIP	04/05/2012	30,201.50	.000	02/15/2028	50,000.00	3.203	2359
912833RY8	209933	2000	US TREASURY STRIP	04/30/2012	31,377.00	.000	02/15/2028	50,000.00	2.972	2359
912833RY8	213295	2000	US TREASURY STRIP	03/25/2013	32,899.00	.000	02/15/2028	50,000.00	2.830	2359
912833RY8	213365	2000	US TREASURY STRIP	03/28/2013	66,007.00	.000	02/15/2028	100,000.00	2.810	2359
912833RY8	213442	2000	US TREASURY STRIP	04/04/2013	33,484.00	.000	02/15/2028	50,000.00	2.715	2359



Run Date: 9/2/2021 8:33:06 AM

Investments Outstanding As Of Date: 8/31/2021

INVENTORY BY MATURITY REPORT

CUSIP	Investment #	Fund	Issuer	Purchase Date	Current Book	Current Rate	Maturity Date	Current Par	YTM	Days to Maturity
912833RY8	213509	2000	US TREASURY STRIP	04/12/2013	68,518.00	.000	02/15/2028	100,000.00	2.563	2359
912833RY8	214261	2000	US TREASURY STRIP	05/02/2013	69,452.00	.000	02/15/2028	100,000.00	2.480	2359
912833RY8	216915	2000	US TREASURY STRIP	03/21/2014	157,507.50	.000	02/15/2028	250,000.00	3.350	2359
912833RY8	220881	2000	US TREASURY STRIP	02/13/2015	29,518.80	.000	02/15/2028	40,000.00	2.350	2359
912833RY8	222331	2000	US TREASURY STRIP	04/30/2015	29,739.20	.000	02/15/2028	40,000.00	2.330	2359
912833RY8	225721	2000	USTREASURYSTRIP	03/17/2016	30,577.20	.000	02/15/2028	40,000.00	2.267	2359
912833RY8	225756	2000	USTREASURYSTRIP	03/17/2016	13,962.89	.000	02/15/2028	18,250.00	2.260	2359
912833RY8	229663	2000	S 0 02-15-28	02/24/2017	38,783.16	.000	02/15/2028	52,000.00	2.690	2359
912833RY8	230022	2000	S 0 02-15-28	03/24/2017	299,124.00	.000	02/15/2028	400,000.00	2.685	2359
912833RY8	230119	2000	S 0 02-15-28	03/30/2017	188,612.50	.000	02/15/2028	250,000.00	2.606	2359
912833RY8	230239	2000	S 0 02-15-28	04/06/2017	37,929.50	.000	02/15/2028	50,000.00	2.560	2359
912833RY8	230334	2000	S 0 02-15-28	04/17/2017	30,562.40	.000	02/15/2028	40,000.00	2.500	2359
912833RY8	230993	2000	S 0 02-15-28	04/28/2017	191,160.00	.000	02/15/2028	250,000.00	2.500	2359
912833RY8	235202	2000	S 0 02-15-28	02/15/2018	29,845.60	.000	02/15/2028	40,000.00	2.950	2359
912833RY8	235371	2000	S 0 02-15-28	03/01/2018	29,908.80	.000	02/15/2028	40,000.00	2.940	2359
912833RY8	235396	2000	S 0 02-15-28	03/01/2018	29,842.00	.000	02/15/2028	40,000.00	2.963	2359
912833RY8	235456	2000	S 0 02-15-28	03/05/2018	148,714.00	.000	02/15/2028	200,000.00	3.000	2359
912833RY8	235529	2000	S 0 02-15-28	03/08/2018	29,907.60	.000	02/15/2028	40,000.00	2.946	2359
912833RY8	236311	2000	S 0 02-15-28	04/26/2018	29,726.40	.000	02/15/2028	40,000.00	3.050	2359
912833RY8	244738	2000	S 0 02-15-28	03/19/2020	37,782.40	.000	02/15/2028	40,000.00	.722	2359
912833RY8	244842	2000	S 0 02-15-28	04/02/2020	23,829.75	.000	02/15/2028	25,000.00	.610	2359
912833RY8	249114	2000	S 0 02-15-28	03/12/2021	36,551.60	.000	02/15/2028	40,000.00	1.305	2359
912833RY8	249141	2000	S 0 02-15-28	03/12/2021	73,103.20	.000	02/15/2028	80,000.00	1.305	2359
912833RY8	250116	2000	S 0 02-15-28	05/03/2021	36,520.80	.000	02/15/2028	40,000.00	1.345	2359
912833WQ9	186341	2010	US TREASURY STRIP	05/22/2008	2,914,416.94	.000	05/15/2028	7,538,000.00	4.813	2449
912833WQ9	186672	2000	US TREASURY STRIP	06/09/2008	9,572.00	.000	05/15/2028	25,000.00	4.875	2449
912833WQ9	187235	2000	US TREASURY STRIP	07/11/2008	3,993.00	.000	05/15/2028	10,000.00	4.680	2449
912833WQ9	192224	2000	US TREASURY STRIP	05/13/2009	63,585.00	.000	05/15/2028	150,000.00	4.567	2449
912833WQ9	193242	2000	US TREASURY STRIP	08/18/2009	22,379.83	.000	05/15/2028	50,000.00	4.335	2449
912833WQ9	197110	2000	US TREASURY STRIP	05/11/2010	137,853.61	.000	05/15/2028	306,000.00	4.477	2449
912833WQ9	197202	2000	US TREASURY STRIP	05/14/2010	11,177.00	.000	05/15/2028	25,000.00	4.522	2449
912833WQ9	198382	2000	US TREASURY STRIP	06/30/2010	24,247.50	.000	05/15/2028	50,000.00	4.090	2449
912833WQ9	198711	2000	US TREASURY STRIP	07/13/2010	48,200.00	.000	05/15/2028	100,000.00	4.133	2449



Run Date: 9/2/2021 8:33:06 AM

Investments Outstanding As Of Date: 8/31/2021

INVENTORY BY MATURITY REPORT

CUSIP	Investment #	Fund	Issuer	Purchase Date	Current Book	Current Rate	Maturity Date	Current Par	YTM	Days to Maturity
912833WQ9	205482	2000	US TREASURY STRIP	05/09/2011	47,643.00	.000	05/15/2028	100,000.00	4.405	2449
912833WQ9	206127	2000	US TREASURY STRIP	06/13/2011	49,493.00	.000	05/15/2028	100,000.00	4.200	2449
912833WQ9	206327	2000	US TREASURY STRIP	06/23/2011	24,652.00	.000	05/15/2028	50,000.00	4.230	2449
912833WQ9	206379	2000	US TREASURY STRIP	06/27/2011	24,620.50	.000	05/15/2028	50,000.00	4.240	2449
912833WQ9	210186	2000	US TREASURY STRIP	05/16/2012	32,309.50	.000	05/15/2028	50,000.00	2.748	2449
912833WQ9	210401	2000	US TREASURY STRIP	06/06/2012	34,894.00	.000	05/15/2028	50,000.00	2.269	2449
912833WQ9	210607	2000	US TREASURY STRIP	06/25/2012	33,486.00	.000	05/15/2028	50,000.00	2.539	2449
912833WQ9	214713	2000	US TREASURY STRIP	06/17/2013	31,699.00	.000	05/15/2028	50,000.00	3.080	2449
912833WQ9	218190	2000	US TREASURY STRIP	06/26/2014	32,263.00	.000	05/15/2028	50,000.00	3.180	2449
912833WQ9	218216	2000	US TREASURY STRIP	06/27/2014	32,103.00	.000	05/15/2028	50,000.00	3.217	2449
912833WQ9	218586	2000	US TREASURY STRIP	07/31/2014	33,116.00	.000	05/15/2028	50,000.00	3.010	2449
912833WQ9	222629	2000	US TREASURY STRIP	05/21/2015	177,315.00	.000	05/15/2028	250,000.00	2.663	2449
912833WQ9	226881	2000	US TREASURY STRI ZERO-% 5	05/26/2016	92,816.40	.000	05/15/2028	120,000.00	2.157	2449
912833WQ9	227321	2000	US TREASURY STRI ZERO-% 5	07/15/2016	40,803.00	.000	05/15/2028	50,000.00	1.725	2449
912833WQ9	227504	2000	US TREASURY STRI ZERO-% 5	07/29/2016	32,340.80	.000	05/15/2028	40,000.00	1.810	2449
912833WQ9	227676	2000	US TREASURY STRI ZERO-% 5	08/12/2016	80,672.00	.000	05/15/2028	100,000.00	1.835	2449
912833WQ9	231310	2000	S 0 05-15-28	05/11/2017	30,107.20	.000	05/15/2028	40,000.00	2.597	2449
912833WQ9	231599	2000	S 0 05-15-28	06/02/2017	30,636.80	.000	05/15/2028	40,000.00	2.450	2449
912833WQ9	237037	2000	S 0 05-15-28	06/14/2018	29,684.00	.000	05/15/2028	40,000.00	3.030	2449
912833WQ9	237322	2000	S 0 05-15-28	07/06/2018	30,036.80	.000	05/15/2028	40,000.00	2.927	2449
912833WQ9	237411	2000	S 0 05-15-28	07/12/2018	30,018.00	.000	05/15/2028	40,000.00	2.938	2449
912833WQ9	241261	2000	S 0 05-15-28	05/09/2019	31,886.80	.000	05/15/2028	40,000.00	2.530	2449
912833WQ9	241685	2000	S 0 05-15-28	06/21/2019	33,270.00	.000	05/15/2028	40,000.00	2.081	2449
912833WQ9	241910	2000	S 0 05-15-28	07/11/2019	33,376.80	.000	05/15/2028	40,000.00	2.057	2449
912833WQ9	242041	2000	S 0 05-15-28	07/22/2019	208,012.50	.000	05/15/2028	250,000.00	2.097	2449
912833WQ9	242104	2000	S 0 05-15-28	07/26/2019	33,463.20	.000	05/15/2028	40,000.00	2.037	2449
912833WQ9	245850	2000	S 0 05-15-28	05/18/2020	38,027.20	.000	05/15/2028	40,000.00	.634	2449
912833WQ9	246030	2000	S 0 05-15-28	06/12/2020	37,610.00	.000	05/15/2028	40,000.00	.779	2449
912833WQ9	246092	2000	S 0 05-15-28	06/19/2020	37,826.00	.000	05/15/2028	40,000.00	.708	2449
912833WQ9	246255	2000	S 0 05-15-28	07/16/2020	38,136.80	.000	05/15/2028	40,000.00	.610	2449
912833WQ9	246279	2000	S 0 05-15-28	07/16/2020	38,136.80	.000	05/15/2028	40,000.00	.610	2449
912833WQ9	246320	2000	S 0 05-15-28	07/20/2020	38,169.20	.000	05/15/2028	40,000.00	.600	2449
912833WQ9	250343	2000	S 0 05-15-28	05/10/2021	72,796.00	.000	05/15/2028	80,000.00	1.350	2449



Run Date: 9/2/2021 8:33:06 AM

Investments Outstanding As Of Date: 8/31/2021

INVENTORY BY MATURITY REPORT

CUSIP	Investment #	Fund	Issuer	Purchase Date	Current Book	Current Rate	Maturity Date	Current Par	YTM	Days to Maturity
912833WQ9	250719	2000	S 0 05-15-28	06/11/2021	36,591.20	.000	05/15/2028	40,000.00	1.290	2449
912833WQ9	251119	2000	S 0 05-15-28	07/15/2021	36,923.60	.000	05/15/2028	40,000.00	1.174	2449
912833WQ9	251143	2000	S 0 05-15-28	07/15/2021	184,826.00	.000	05/15/2028	200,000.00	1.158	2449
912833WQ9	251356	2000	S 0 05-15-28	07/30/2021	37,299.60	.000	05/15/2028	40,000.00	1.032	2449
912833WQ9	251389	2000	S 0 05-15-28	08/02/2021	93,078.00	.000	05/15/2028	100,000.00	1.060	2449
31359YCY1	173971	2000	FNMA STRIP	12/14/2005	124,161.72	.000	07/15/2028	402,000.00	5.270	2510
912833RZ5	178594	2000	US TREASURY STRIP	10/26/2006	46,993.14	.000	08/15/2028	138,000.00	5.002	2541
912833RZ5	188170	2010	US TREASURY STRIP	09/22/2008	247,104.00	.000	08/15/2028	576,000.00	4.299	2541
912833RZ5	193261	2000	US TREASURY STRIP	08/18/2009	41,670.25	.000	08/15/2028	100,000.00	4.663	2541
912833RZ5	199568	2000	US TREASURY STRIP	08/13/2010	24,355.00	.000	08/15/2028	50,000.00	4.035	2541
912833RZ5	200631	2000	US TREASURY STRIP	09/24/2010	50,193.00	.000	08/15/2028	100,000.00	3.890	2541
912833RZ5	207498	2000	US TREASURY STRIP	09/23/2011	30,028.50	.000	08/15/2028	50,000.00	3.041	2541
912833RZ5	207868	2000	US TREASURY STRIP	10/31/2011	58,924.00	.000	08/15/2028	100,000.00	3.175	2541
912833RZ5	207921	2000	US TREASURY STRIP	11/03/2011	29,338.50	.000	08/15/2028	50,000.00	3.202	2541
912833RZ5	211247	2000	US TREASURY STRIP	08/17/2012	33,155.50	.000	08/15/2028	50,000.00	2.585	2541
912833RZ5	211307	2000	US TREASURY STRIP	08/22/2012	65,071.00	.000	08/15/2028	100,000.00	2.707	2541
912833RZ5	215302	2000	US TREASURY STRIP	08/16/2013	29,367.00	.000	08/15/2028	50,000.00	3.580	2541
912833RZ5	215626	2000	US TREASURY STRIP	09/26/2013	29,645.50	.000	08/15/2028	50,000.00	3.542	2541
912833RZ5	215889	2000	US TREASURY STRIP	11/01/2013	61,006.00	.000	08/15/2028	100,000.00	3.370	2541
912833RZ5	218844	2000	US TREASURY STRIP	08/28/2014	267,208.00	.000	08/15/2028	400,000.00	2.910	2541
912833RZ5	219036	2000	US TREASURY STRIP	09/18/2014	65,100.00	.000	08/15/2028	100,000.00	3.110	2541
912833RZ5	219298	2000	US TREASURY STRIP	10/17/2014	27,454.80	.000	08/15/2028	40,000.00	2.740	2541
912833RZ5	224322	2000	USTREASURYSTRI	10/08/2015	73,358.00	.000	08/15/2028	100,000.00	2.425	2541
912833RZ5	224490	2000	USTREASURYSTRI	10/22/2015	73,193.00	.000	08/15/2028	100,000.00	2.450	2541
912833RZ5	224568	2000	USTREASURYSTRI	10/29/2015	29,199.60	.000	08/15/2028	40,000.00	2.475	2541
912833RZ5	228080	2000	US TREASURY STRI ZERO-% 8	09/23/2016	39,718.00	.000	08/15/2028	50,000.00	1.945	2541
912833RZ5	228292	2000	US TREASURY STRI ZERO-% 8	10/14/2016	196,607.50	.000	08/15/2028	250,000.00	2.040	2541
912833RZ5	234135	2000	S 0 08-15-28	10/26/2017	30,583.20	.000	08/15/2028	40,000.00	2.500	2541
912833RZ5	234159	2000	S 0 08-15-28	10/26/2017	38,229.00	.000	08/15/2028	50,000.00	2.500	2541
912833RZ5	234194	2000	S 0 08-15-28	10/27/2017	19,075.00	.000	08/15/2028	25,000.00	2.520	2541
912833RZ5	237898	2000	S 0 08-15-28	08/23/2018	89,947.20	.000	08/15/2028	120,000.00	2.910	2541
912833RZ5	237924	2000	S 0 08-15-28	08/23/2018	30,011.60	.000	08/15/2028	40,000.00	2.900	2541
912833RZ5	237937	2000	S 0 08-15-28	08/23/2018	187,427.50	.000	08/15/2028	250,000.00	2.908	2541



Run Date: 9/2/2021 8:33:06 AM

Investments Outstanding As Of Date: 8/31/2021

INVENTORY BY MATURITY REPORT

CUSIP	Investment #	Fund	Issuer	Purchase Date	Current Book	Current Rate	Maturity Date	Current Par	YTM	Days to Maturity
912833RZ5	238214	2000	S 0 08-15-28	09/13/2018	29,786.00	.000	08/15/2028	40,000.00	2.994	2541
912833RZ5	238685	2000	S 0 08-15-28	10/25/2018	291,292.00	.000	08/15/2028	400,000.00	3.260	2541
912833RZ5	242345	2000	S 0 08-15-28	08/19/2019	21,663.25	.000	08/15/2028	25,000.00	1.600	2541
912833RZ5	242574	2000	S 0 08-15-28	09/06/2019	87,459.00	.000	08/15/2028	100,000.00	1.504	2541
912833RZ5	242667	2000	S 0 08-15-28	09/12/2019	69,016.80	.000	08/15/2028	80,000.00	1.662	2541
912833RZ5	242804	2000	S 0 08-15-28	09/23/2019	213,037.50	.000	08/15/2028	250,000.00	1.807	2541
912833RZ5	246482	2000	S 0 08-15-28	08/10/2020	38,332.80	.000	08/15/2028	40,000.00	.532	2541
912833RZ5	246787	2000	US Treasury Strip 08,15,2028	09/18/2020	76,277.35	.000	08/15/2028	80,000.00	.604	2541
912833RZ5	247007	2000	S 0 08-15-28	10/13/2020	37,858.80	.000	08/15/2028	40,000.00	.703	2541
912833RZ5	247134	2000	S 0 08-15-28	10/22/2020	37,866.76	.000	08/15/2028	40,000.00	.703	2541
912833RZ5	251651	2000	S 0 08-15-28	08/19/2021	37,125.20	.000	08/15/2028	40,000.00	1.070	2541
3134A4CJ1	173969	2000	FHLMC STRIP	12/14/2005	391,074.72	.000	09/15/2028	1,252,000.00	5.180	2572
912833WR7	189269	2000	US TREASURY STRIP	11/21/2008	2,100.00	.000	11/15/2028	5,000.00	4.389	2633
912833WR7	194201	2000	US TREASURY STRIP	11/24/2009	42,737.00	.000	11/15/2028	100,000.00	4.531	2633
912833WR7	194734	2000	US TREASURY STRIP	01/28/2010	20,819.50	.000	11/15/2028	50,000.00	4.716	2633
912833WR7	201940	2000	US TREASURY STRIP	11/17/2010	23,377.00	.000	11/15/2028	50,000.00	4.270	2633
912833WR7	202156	2000	US TREASURY STRIP	11/24/2010	23,077.00	.000	11/15/2028	50,000.00	4.348	2633
912833WR7	203395	2000	US TREASURY STRIP	01/31/2011	43,735.00	.000	11/15/2028	100,000.00	4.704	2633
912833WR7	212197	2000	US TREASURY STRIP	11/30/2012	100,618.50	.000	11/15/2028	150,000.00	2.518	2633
912833WR7	212327	2000	US TREASURY STRIP	12/13/2012	234,944.50	.000	11/15/2028	350,000.00	2.519	2633
912833WR7	212656	2000	US TREASURY STRIP	01/17/2013	32,371.50	.000	11/15/2028	50,000.00	2.766	2633
912833WR7	216076	2000	US TREASURY STRIP	11/21/2013	29,533.00	.000	11/15/2028	50,000.00	3.545	2633
912833WR7	216421	2000	US TREASURY STRIP	01/09/2014	57,622.00	.000	11/15/2028	100,000.00	3.747	2633
912833WR7	219696	2000	US TREASURY STRIP	11/20/2014	167,887.50	.000	11/15/2028	250,000.00	2.867	2633
912833WR7	220251	2000	US TREASURY STRIP	01/09/2015	36,428.00	.000	11/15/2028	50,000.00	2.300	2633
912833WR7	220353	2000	US TREASURY STRIP	01/20/2015	72,720.00	.000	11/15/2028	100,000.00	2.319	2633
912833WR7	220440	2000	US TREASURY STRIP	01/26/2015	73,835.00	.000	11/15/2028	100,000.00	2.210	2633
912833WR7	220460	2000	US TREASURY STRIP	01/26/2015	36,834.50	.000	11/15/2028	50,000.00	2.227	2633
912833WR7	220480	2000	US TREASURY STRIP	01/26/2015	29,477.60	.000	11/15/2028	40,000.00	2.224	2633
912833WR7	220508	2000	US TREASURY STRIP	01/27/2015	184,852.50	.000	11/15/2028	250,000.00	2.200	2633
912833WR7	220612	2000	US TREASURY STRIP	01/29/2015	183,205.00	.000	11/15/2028	250,000.00	2.266	2633
912833WR7	225026	2000	USTREASURYSTRIP	12/24/2015	179,707.50	.000	11/15/2028	250,000.00	2.577	2633
912833WR7	225349	2000	USTREASURYSTRIP	02/04/2016	73,937.00	.000	11/15/2028	100,000.00	2.377	2633



Run Date: 9/2/2021 8:33:06 AM

Investments Outstanding As Of Date: 8/31/2021

INVENTORY BY MATURITY REPORT

CUSIP	Investment #	Fund	Issuer	Purchase Date	Current Book	Current Rate	Maturity Date	Current Par	YTM	Days to Maturity
912833WR7	228577	2000	US TREASURY STRI ZERO-% 1	11/14/2016	13,946.58	.000	11/15/2028	18,000.00	2.137	2633
912833WR7	229128	2000	S 0 11-15-28	01/12/2017	14,592.80	.000	11/15/2028	20,000.00	2.680	2633
912833WR7	229129	2000	S 0 11-15-28	01/12/2017	14,592.80	.000	11/15/2028	20,000.00	2.680	2633
912833WR7	229265	2000	S 0 11-15-28	01/26/2017	182,175.00	.000	11/15/2028	250,000.00	2.700	2633
912833WR7	229411	2000	S 0 11-15-28	02/02/2017	28,960.40	.000	11/15/2028	40,000.00	2.760	2633
912833WR7	234363	2000	S 0 11-15-28	11/16/2017	75,762.00	.000	11/15/2028	100,000.00	2.540	2633
912833WR7	234935	2000	S 0 11-15-28	01/25/2018	29,747.20	.000	11/15/2028	40,000.00	2.760	2633
912833WR7	235062	2000	S 0 11-15-28	02/02/2018	29,607.20	.000	11/15/2028	40,000.00	2.810	2633
912833WR7	243389	2000	S 0 11-15-28	11/15/2019	33,437.20	.000	11/15/2028	40,000.00	2.001	2633
912833WR7	243632	2000	S 0 11-15-28	12/09/2019	34,052.40	.000	11/15/2028	40,000.00	1.810	2633
912833WR7	243725	2000	S 0 11-15-28	12/16/2019	33,824.40	.000	11/15/2028	40,000.00	1.890	2633
912833WR7	247332	2000	S 0 11-15-28	11/06/2020	37,442.80	.000	11/15/2028	40,000.00	.825	2633
912833WR7	247472	2000	S 0 11-15-28	11/19/2020	74,719.20	.000	11/15/2028	80,000.00	.857	2633
912833WR7	247637	2000	S 0 11-15-28	12/03/2020	37,568.00	.000	11/15/2028	40,000.00	.791	2633
912833WR7	247789	2000	S 0 11-15-28	12/14/2020	37,355.52	.000	11/15/2028	40,000.00	.866	2633
912833WR7	247849	2000	S 0 11-15-28	12/17/2020	37,507.20	.000	11/15/2028	40,000.00	.815	2633
31359YCZ8	173966	2000	FNMA STRIP	12/14/2005	155,772.45	.000	01/15/2029	513,000.00	5.230	2694
912833XN5	184846	2000	US TREASURY STRIP	02/28/2008	3,646.82	.000	02/15/2029	10,000.00	4.870	2725
912833XN5	185236	2000	US TREASURY STRIP	03/27/2008	4,000.00	.000	02/15/2029	10,000.00	4.435	2725
912833XN5	185627	2000	US TREASURY STRIP	04/16/2008	3,990.00	.000	02/15/2029	10,000.00	4.459	2725
912833XN5	185891	2000	US TREASURY STRIP	04/28/2008	9,590.25	.000	02/15/2029	25,000.00	4.660	2725
912833XN5	191128	2000	US TREASURY STRIP	04/13/2009	2,350.00	.000	02/15/2029	5,000.00	3.841	2725
912833XN5	194865	2000	US TREASURY STRIP	02/08/2010	40,420.00	.000	02/15/2029	100,000.00	4.820	2725
912833XN5	195189	2000	US TREASURY STRIP	03/03/2010	21,321.50	.000	02/15/2029	50,000.00	4.547	2725
912833XN5	195396	2000	US TREASURY STRIP	03/12/2010	40,031.00	.000	02/15/2029	100,000.00	4.895	2725
912833XN5	195865	2000	US TREASURY STRIP	04/08/2010	19,674.00	.000	02/15/2029	50,000.00	5.008	2725
912833XN5	196890	2000	US TREASURY STRIP	04/30/2010	20,728.50	.000	02/15/2029	50,000.00	4.740	2725
912833XN5	203864	2000	US TREASURY STRIP	02/28/2011	21,484.00	.000	02/15/2029	50,000.00	4.758	2725
912833XN5	204511	2000	US TREASURY STRIP	04/12/2011	42,819.00	.000	02/15/2029	100,000.00	4.810	2725
912833XN5	205424	2000	US TREASURY STRIP	05/05/2011	45,195.00	.000	02/15/2029	100,000.00	4.517	2725
912833XN5	208707	2000	US TREASURY STRIP	02/16/2012	30,015.50	.000	02/15/2029	50,000.00	3.025	2725
912833XN5	208878	2000	US TREASURY STRIP	03/05/2012	60,629.00	.000	02/15/2029	100,000.00	2.974	2725
912833XN5	209017	2000	US TREASURY STRIP	03/19/2012	28,462.50	.000	02/15/2029	50,000.00	3.360	2725



Run Date: 9/2/2021 8:33:06 AM

Investments Outstanding As Of Date: 8/31/2021

INVENTORY BY MATURITY REPORT

CUSIP	Investment #	Fund	Issuer	Purchase Date	Current Book	Current Rate	Maturity Date	Current Par	YTM	Days to Maturity
912833XN5	209142	2000	US TREASURY STRIP	04/05/2012	29,073.00	.000	02/15/2029	50,000.00	3.241	2725
912833XN5	209934	2000	US TREASURY STRIP	04/30/2012	30,194.00	.000	02/15/2029	50,000.00	3.026	2725
912833XN5	213296	2000	US TREASURY STRIP	03/25/2013	31,539.50	.000	02/15/2029	50,000.00	2.920	2725
912833XN5	213366	2000	US TREASURY STRIP	03/28/2013	63,263.00	.000	02/15/2029	100,000.00	2.903	2725
912833XN5	213443	2000	US TREASURY STRIP	04/04/2013	32,116.50	.000	02/15/2029	50,000.00	2.809	2725
912833XN5	213510	2000	US TREASURY STRIP	04/12/2013	65,831.00	.000	02/15/2029	100,000.00	2.656	2725
912833XN5	214262	2000	US TREASURY STRIP	05/02/2013	66,921.00	.000	02/15/2029	100,000.00	2.560	2725
912833XN5	216916	2000	US TREASURY STRIP	03/21/2014	150,362.50	.000	02/15/2029	250,000.00	3.440	2725
912833XN5	220882	2000	US TREASURY STRIP	02/13/2015	28,678.00	.000	02/15/2029	40,000.00	2.390	2725
912833XN5	222332	2000	US TREASURY STRIP	04/30/2015	28,782.00	.000	02/15/2029	40,000.00	2.400	2725
912833XN5	225724	2000	USTREASURYSTRIIP	03/17/2016	29,622.80	.000	02/15/2029	40,000.00	2.339	2725
912833XN5	225758	2000	USTREASURYSTRIIP	03/17/2016	13,531.10	.000	02/15/2029	18,250.00	2.330	2725
912833XN5	229665	2000	S 0 02-15-29	02/24/2017	37,537.76	.000	02/15/2029	52,000.00	2.740	2725
912833XN5	230023	2000	S 0 02-15-29	03/24/2017	289,192.00	.000	02/15/2029	400,000.00	2.745	2725
912833XN5	230120	2000	S 0 02-15-29	03/30/2017	182,500.00	.000	02/15/2029	250,000.00	2.666	2725
912833XN5	230240	2000	S 0 02-15-29	04/06/2017	36,675.00	.000	02/15/2029	50,000.00	2.630	2725
912833XN5	230335	2000	S 0 02-15-29	04/17/2017	29,604.00	.000	02/15/2029	40,000.00	2.560	2725
912833XN5	230994	2000	S 0 02-15-29	04/28/2017	185,170.00	.000	02/15/2029	250,000.00	2.560	2725
912833XN5	235184	2000	S 0 02-15-29	02/15/2018	28,921.20	.000	02/15/2029	40,000.00	2.970	2725
912833XN5	235372	2000	S 0 02-15-29	03/01/2018	28,954.40	.000	02/15/2029	40,000.00	2.970	2725
912833XN5	235397	2000	S 0 02-15-29	03/01/2018	28,893.20	.000	02/15/2029	40,000.00	2.990	2725
912833XN5	235457	2000	S 0 02-15-29	03/05/2018	144,102.00	.000	02/15/2029	200,000.00	3.016	2725
912833XN5	235530	2000	S 0 02-15-29	03/08/2018	28,961.60	.000	02/15/2029	40,000.00	2.973	2725
912833XN5	236312	2000	S 0 02-15-29	04/26/2018	28,809.20	.000	02/15/2029	40,000.00	3.060	2725
912833XN5	244739	2000	S 0 02-15-29	03/19/2020	37,278.40	.000	02/15/2029	40,000.00	.792	2725
912833XN5	244846	2000	S 0 02-15-29	04/02/2020	23,497.25	.000	02/15/2029	25,000.00	.700	2725
912833XN5	249115	2000	S 0 02-15-29	03/12/2021	35,669.60	.000	02/15/2029	40,000.00	1.450	2725
912833XN5	249142	2000	S 0 02-15-29	03/12/2021	71,339.20	.000	02/15/2029	80,000.00	1.450	2725
912833XN5	250117	2000	S 0 02-15-29	05/03/2021	35,542.00	.000	02/15/2029	40,000.00	1.523	2725
912833XS4	186343	2010	US TREASURY STRIP	05/22/2008	2,772,174.88	.000	05/15/2029	7,538,000.00	4.825	2814
912833XS4	186673	2000	US TREASURY STRIP	06/09/2008	9,140.50	.000	05/15/2029	25,000.00	4.865	2814
912833XS4	187236	2000	US TREASURY STRIP	07/11/2008	3,824.10	.000	05/15/2029	10,000.00	4.665	2814
912833XS4	197112	2000	US TREASURY STRIP	05/11/2010	131,543.89	.000	05/15/2029	306,000.00	4.490	2814



Run Date: 9/2/2021 8:33:06 AM

Investments Outstanding As Of Date: 8/31/2021

INVENTORY BY MATURITY REPORT

CUSIP	Investment #	Fund	Issuer	Purchase Date	Current Book	Current Rate	Maturity Date	Current Par	YTM	Days to Maturity
912833XS4	197204	2000	US TREASURY STRIP	05/14/2010	10,619.00	.000	05/15/2029	25,000.00	4.557	2814
912833XS4	198383	2000	US TREASURY STRIP	06/30/2010	23,037.00	.000	05/15/2029	50,000.00	4.148	2814
912833XS4	198712	2000	US TREASURY STRIP	07/13/2010	45,800.00	.000	05/15/2029	100,000.00	4.188	2814
912833XS4	205483	2000	US TREASURY STRIP	05/09/2011	45,223.00	.000	05/15/2029	100,000.00	4.453	2814
912833XS4	206128	2000	US TREASURY STRIP	06/13/2011	46,816.00	.000	05/15/2029	100,000.00	4.280	2814
912833XS4	206326	2000	US TREASURY STRIP	06/23/2011	23,435.00	.000	05/15/2029	50,000.00	4.280	2814
912833XS4	206381	2000	US TREASURY STRIP	06/27/2011	23,374.50	.000	05/15/2029	50,000.00	4.297	2814
912833XS4	210187	2000	US TREASURY STRIP	05/16/2012	31,146.00	.000	05/15/2029	50,000.00	2.804	2814
912833XS4	210402	2000	US TREASURY STRIP	06/06/2012	33,823.50	.000	05/15/2029	50,000.00	2.321	2814
912833XS4	210608	2000	US TREASURY STRIP	06/25/2012	32,418.00	.000	05/15/2029	50,000.00	2.582	2814
912833XS4	214714	2000	US TREASURY STRIP	06/17/2013	30,314.50	.000	05/15/2029	50,000.00	3.170	2814
912833XS4	218191	2000	US TREASURY STRIP	06/26/2014	30,919.50	.000	05/15/2029	50,000.00	3.255	2814
912833XS4	218217	2000	US TREASURY STRIP	06/27/2014	30,768.50	.000	05/15/2029	50,000.00	3.289	2814
912833XS4	218587	2000	US TREASURY STRIP	07/31/2014	31,815.00	.000	05/15/2029	50,000.00	3.080	2814
912833XS4	222631	2000	US TREASURY STRIP	05/21/2015	170,645.00	.000	05/15/2029	250,000.00	2.750	2814
912833XS4	226882	2000	US TREASURY STRI ZERO-% 5	05/26/2016	90,230.40	.000	05/15/2029	120,000.00	2.210	2814
912833XS4	227322	2000	US TREASURY STRI ZERO-% 5	07/15/2016	39,854.00	.000	05/15/2029	50,000.00	1.775	2814
912833XS4	227505	2000	US TREASURY STRI ZERO-% 5	07/29/2016	31,562.40	.000	05/15/2029	40,000.00	1.860	2814
912833XS4	227677	2000	US TREASURY STRI ZERO-% 5	08/12/2016	78,862.00	.000	05/15/2029	100,000.00	1.870	2814
912833XS4	231311	2000	S 0 05-15-29	05/11/2017	29,104.80	.000	05/15/2029	40,000.00	2.665	2814
912833XS4	231601	2000	S 0 05-15-29	06/02/2017	29,688.80	.000	05/15/2029	40,000.00	2.510	2814
912833XS4	237038	2000	S 0 05-15-29	06/14/2018	28,742.40	.000	05/15/2029	40,000.00	3.050	2814
912833XS4	237323	2000	S 0 05-15-29	07/06/2018	29,140.00	.000	05/15/2029	40,000.00	2.939	2814
912833XS4	237415	2000	S 0 05-15-29	07/12/2018	29,154.40	.000	05/15/2029	40,000.00	2.938	2814
912833XS4	241262	2000	S 0 05-15-29	05/09/2019	31,002.80	.000	05/15/2029	40,000.00	2.560	2814
912833XS4	241686	2000	S 0 05-15-29	06/21/2019	32,438.80	.000	05/15/2029	40,000.00	2.128	2814
912833XS4	241911	2000	S 0 05-15-29	07/11/2019	32,564.00	.000	05/15/2029	40,000.00	2.100	2814
912833XS4	242038	2000	S 0 05-15-29	07/22/2019	202,697.50	.000	05/15/2029	250,000.00	2.148	2814
912833XS4	242105	2000	S 0 05-15-29	07/26/2019	32,629.60	.000	05/15/2029	40,000.00	2.088	2814
912833XS4	245851	2000	S 0 05-15-29	05/18/2020	37,561.60	.000	05/15/2029	40,000.00	.701	2814
912833XS4	246031	2000	S 0 05-15-29	06/12/2020	37,080.40	.000	05/15/2029	40,000.00	.851	2814
912833XS4	246093	2000	S 0 05-15-29	06/19/2020	37,313.60	.000	05/15/2029	40,000.00	.782	2814
912833XS4	246256	2000	S 0 05-15-29	07/16/2020	37,672.40	.000	05/15/2029	40,000.00	.680	2814



Run Date: 9/2/2021 8:33:06 AM

Investments Outstanding As Of Date: 8/31/2021

INVENTORY BY MATURITY REPORT

CUSIP	Investment #	Fund	Issuer	Purchase Date	Current Book	Current Rate	Maturity Date	Current Par	YTM	Days to Maturity
912833XS4	246280	2000	S 0 05-15-29	07/16/2020	37,672.40	.000	05/15/2029	40,000.00	.680	2814
912833XS4	246321	2000	S 0 05-15-29	07/20/2020	37,708.40	.000	05/15/2029	40,000.00	.670	2814
912833XS4	250344	2000	S 0 05-15-29	05/10/2021	70,857.60	.000	05/15/2029	80,000.00	1.520	2814
912833XS4	250720	2000	S 0 05-15-29	06/11/2021	35,671.60	.000	05/15/2029	40,000.00	1.450	2814
912833XS4	251120	2000	S 0 05-15-29	07/15/2021	36,042.00	.000	05/15/2029	40,000.00	1.334	2814
912833XS4	251144	2000	S 0 05-15-29	07/15/2021	180,428.00	.000	05/15/2029	200,000.00	1.319	2814
912833XS4	251357	2000	S 0 05-15-29	07/30/2021	36,482.80	.000	05/15/2029	40,000.00	1.184	2814
912833XS4	251390	2000	S 0 05-15-29	08/02/2021	91,036.00	.000	05/15/2029	100,000.00	1.210	2814
912833XP0	178595	2000	US TREASURY STRIP	10/26/2006	44,867.94	.000	08/15/2029	138,000.00	4.988	2906
912833XP0	188171	2010	US TREASURY STRIP	09/22/2008	237,248.64	.000	08/15/2029	576,000.00	4.290	2906
912833XP0	199569	2000	US TREASURY STRIP	08/13/2010	23,141.00	.000	08/15/2029	50,000.00	4.095	2906
912833XP0	200632	2000	US TREASURY STRIP	09/24/2010	47,851.00	.000	08/15/2029	100,000.00	3.940	2906
912833XP0	207499	2000	US TREASURY STRIP	09/23/2011	28,792.50	.000	08/15/2029	50,000.00	3.108	2906
912833XP0	207869	2000	US TREASURY STRIP	10/31/2011	56,550.00	.000	08/15/2029	100,000.00	3.230	2906
912833XP0	207922	2000	US TREASURY STRIP	11/03/2011	28,163.50	.000	08/15/2029	50,000.00	3.254	2906
912833XP0	211248	2000	US TREASURY STRIP	08/17/2012	32,050.50	.000	08/15/2029	50,000.00	2.634	2906
912833XP0	211308	2000	US TREASURY STRIP	08/22/2012	62,827.00	.000	08/15/2029	100,000.00	2.756	2906
912833XP0	215303	2000	US TREASURY STRIP	08/16/2013	28,077.00	.000	08/15/2029	50,000.00	3.640	2906
912833XP0	215627	2000	US TREASURY STRIP	09/26/2013	28,280.50	.000	08/15/2029	50,000.00	3.620	2906
912833XP0	215890	2000	US TREASURY STRIP	11/01/2013	58,272.00	.000	08/15/2029	100,000.00	3.450	2906
912833XP0	218845	2000	US TREASURY STRIP	08/28/2014	257,308.00	.000	08/15/2029	400,000.00	2.970	2906
912833XP0	219037	2000	US TREASURY STRIP	09/18/2014	62,500.00	.000	08/15/2029	100,000.00	3.178	2906
912833XP0	219297	2000	US TREASURY STRIP	10/17/2014	26,503.60	.000	08/15/2029	40,000.00	2.795	2906
912833XP0	224323	2000	USTREASURYSTRI	10/08/2015	70,977.00	.000	08/15/2029	100,000.00	2.490	2906
912833XP0	224491	2000	USTREASURYSTRI	10/22/2015	70,753.00	.000	08/15/2029	100,000.00	2.520	2906
912833XP0	224569	2000	USTREASURYSTRI	10/29/2015	28,246.80	.000	08/15/2029	40,000.00	2.538	2906
912833XP0	228081	2000	US TREASURY STRI ZERO-% 8	09/23/2016	38,585.50	.000	08/15/2029	50,000.00	2.020	2906
912833XP0	228293	2000	US TREASURY STRI ZERO-% 8	10/14/2016	191,315.00	.000	08/15/2029	250,000.00	2.095	2906
912833XP0	234136	2000	S 0 08-15-29	10/26/2017	29,693.60	.000	08/15/2029	40,000.00	2.540	2906
912833XP0	234160	2000	S 0 08-15-29	10/26/2017	37,117.00	.000	08/15/2029	50,000.00	2.540	2906
912833XP0	234195	2000	S 0 08-15-29	10/27/2017	18,516.75	.000	08/15/2029	25,000.00	2.560	2906
912833XP0	237897	2000	S 0 08-15-29	08/23/2018	87,290.40	.000	08/15/2029	120,000.00	2.920	2906
912833XP0	237925	2000	S 0 08-15-29	08/23/2018	29,096.80	.000	08/15/2029	40,000.00	2.920	2906



Run Date: 9/2/2021 8:33:06 AM

Investments Outstanding As Of Date: 8/31/2021

INVENTORY BY MATURITY REPORT

CUSIP	Investment #	Fund	Issuer	Purchase Date	Current Book	Current Rate	Maturity Date	Current Par	YTM	Days to Maturity
912833XP0	237938	2000	S 0 08-15-29	08/23/2018	181,762.50	.000	08/15/2029	250,000.00	2.925	2906
912833XP0	238216	2000	S 0 08-15-29	09/13/2018	28,864.00	.000	08/15/2029	40,000.00	3.010	2906
912833XP0	238684	2000	S 0 08-15-29	10/25/2018	281,484.00	.000	08/15/2029	400,000.00	3.278	2906
912833XP0	242346	2000	S 0 08-15-29	08/19/2019	21,257.50	.000	08/15/2029	25,000.00	1.630	2906
912833XP0	242575	2000	S 0 08-15-29	09/06/2019	85,823.00	.000	08/15/2029	100,000.00	1.544	2906
912833XP0	242668	2000	S 0 08-15-29	09/12/2019	67,631.20	.000	08/15/2029	80,000.00	1.700	2906
912833XP0	242805	2000	S 0 08-15-29	09/23/2019	208,440.00	.000	08/15/2029	250,000.00	1.846	2906
912833XP0	246483	2000	S 0 08-15-29	08/10/2020	37,897.20	.000	08/15/2029	40,000.00	.600	2906
912833XP0	246788	2000	US Treasury Strip 08,15,2029	09/18/2020	75,202.29	.000	08/15/2029	80,000.00	.696	2906
912833XP0	247008	2000	S 0 08-15-29	10/13/2020	37,274.40	.000	08/15/2029	40,000.00	.800	2906
912833XP0	247135	2000	S 0 08-15-29	10/22/2020	37,299.55	.000	08/15/2029	40,000.00	.795	2906
912833XP0	251652	2000	S 0 08-15-29	08/19/2021	36,296.00	.000	08/15/2029	40,000.00	1.220	2906
912833XT2	189270	2000	US TREASURY STRIP	11/21/2008	2,012.50	.000	11/15/2029	5,000.00	4.384	2998
912833XT2	201941	2000	US TREASURY STRIP	11/17/2010	22,038.00	.000	11/15/2029	50,000.00	4.360	2998
912833XT2	202157	2000	US TREASURY STRIP	11/24/2010	21,799.50	.000	11/15/2029	50,000.00	4.423	2998
912833XT2	203396	2000	US TREASURY STRIP	01/31/2011	41,397.00	.000	11/15/2029	100,000.00	4.750	2998
912833XT2	212198	2000	US TREASURY STRIP	11/30/2012	97,201.50	.000	11/15/2029	150,000.00	2.575	2998
912833XT2	212328	2000	US TREASURY STRIP	12/13/2012	227,090.50	.000	11/15/2029	350,000.00	2.573	2998
912833XT2	212657	2000	US TREASURY STRIP	01/17/2013	31,166.50	.000	11/15/2029	50,000.00	2.829	2998
912833XT2	216077	2000	US TREASURY STRIP	11/21/2013	28,157.50	.000	11/15/2029	50,000.00	3.625	2998
912833XT2	216422	2000	US TREASURY STRIP	01/09/2014	54,936.00	.000	11/15/2029	100,000.00	3.816	2998
912833XT2	219698	2000	US TREASURY STRIP	11/20/2014	162,167.50	.000	11/15/2029	250,000.00	2.909	2998
912833XT2	220252	2000	US TREASURY STRIP	01/09/2015	35,448.00	.000	11/15/2029	50,000.00	2.330	2998
912833XT2	220354	2000	US TREASURY STRIP	01/20/2015	70,649.00	.000	11/15/2029	100,000.00	2.359	2998
912833XT2	220442	2000	US TREASURY STRIP	01/26/2015	71,914.00	.000	11/15/2029	100,000.00	2.240	2998
912833XT2	220461	2000	US TREASURY STRIP	01/26/2015	35,838.50	.000	11/15/2029	50,000.00	2.263	2998
912833XT2	220481	2000	US TREASURY STRIP	01/26/2015	28,673.20	.000	11/15/2029	40,000.00	2.262	2998
912833XT2	220509	2000	US TREASURY STRIP	01/27/2015	179,532.50	.000	11/15/2029	250,000.00	2.250	2998
912833XT2	220613	2000	US TREASURY STRIP	01/29/2015	178,337.50	.000	11/15/2029	250,000.00	2.297	2998
912833XT2	225027	2000	USTREASURYSTRI	12/24/2015	174,040.00	.000	11/15/2029	250,000.00	2.624	2998
912833XT2	225330	2000	USTREASURYSTRI	02/04/2016	71,526.00	.000	11/15/2029	100,000.00	2.447	2998
912833XT2	228578	2000	US TREASURY STRI ZERO-% 1	11/14/2016	14,310.23	.000	11/15/2029	19,000.00	2.192	2998
912833XT2	229130	2000	S 0 11-15-29	01/12/2017	14,155.60	.000	11/15/2029	20,000.00	2.710	2998



Run Date: 9/2/2021 8:33:06 AM

Investments Outstanding As Of Date: 8/31/2021

INVENTORY BY MATURITY REPORT

CUSIP	Investment #	Fund	Issuer	Purchase Date	Current Book	Current Rate	Maturity Date	Current Par	YTM	Days to Maturity
912833XT2	229131	2000	S 0 11-15-29	01/12/2017	14,155.60	.000	11/15/2029	20,000.00	2.710	2998
912833XT2	229277	2000	S 0 11-15-29	01/26/2017	176,237.50	.000	11/15/2029	250,000.00	2.750	2998
912833XT2	229412	2000	S 0 11-15-29	02/02/2017	28,035.60	.000	11/15/2029	40,000.00	2.800	2998
912833XT2	234364	2000	S 0 11-15-29	11/16/2017	73,525.00	.000	11/15/2029	100,000.00	2.580	2998
912833XT2	234936	2000	S 0 11-15-29	01/25/2018	28,875.60	.000	11/15/2029	40,000.00	2.780	2998
912833XT2	235063	2000	S 0 11-15-29	02/02/2018	28,725.60	.000	11/15/2029	40,000.00	2.830	2998
912833XT2	243390	2000	S 0 11-15-29	11/15/2019	32,664.80	.000	11/15/2029	40,000.00	2.036	2998
912833XT2	243633	2000	S 0 11-15-29	12/09/2019	33,312.80	.000	11/15/2029	40,000.00	1.850	2998
912833XT2	243726	2000	S 0 11-15-29	12/16/2019	33,064.00	.000	11/15/2029	40,000.00	1.930	2998
912833XT2	247333	2000	S 0 11-15-29	11/06/2020	36,836.80	.000	11/15/2029	40,000.00	.915	2998
912833XT2	247473	2000	S 0 11-15-29	11/19/2020	73,564.80	.000	11/15/2029	80,000.00	.935	2998
912833XT2	247638	2000	S 0 11-15-29	12/03/2020	36,971.60	.000	11/15/2029	40,000.00	.882	2998
912833XT2	247790	2000	S 0 11-15-29	12/14/2020	36,675.97	.000	11/15/2029	40,000.00	.975	2998
912833XT2	247850	2000	S 0 11-15-29	12/17/2020	36,858.40	.000	11/15/2029	40,000.00	.920	2998
31359YDB0	173967	2000	FMNA STRIP	12/14/2005	149,678.01	.000	01/15/2030	513,000.00	5.180	3059
912833XX3	184847	2000	US TREASURY STRIP	02/28/2008	3,482.97	.000	02/15/2030	10,000.00	4.860	3090
912833XX3	185237	2000	US TREASURY STRIP	03/27/2008	3,800.00	.000	02/15/2030	10,000.00	4.470	3090
912833XX3	185628	2000	US TREASURY STRIP	04/16/2008	3,800.00	.000	02/15/2030	10,000.00	4.481	3090
912833XX3	185892	2000	US TREASURY STRIP	04/28/2008	9,217.25	.000	02/15/2030	25,000.00	4.630	3090
912833XX3	191130	2000	US TREASURY STRIP	04/13/2009	2,250.00	.000	02/15/2030	5,000.00	3.868	3090
912833XX3	203865	2000	US TREASURY STRIP	02/28/2011	20,308.00	.000	02/15/2030	50,000.00	4.808	3090
912833XX3	204512	2000	US TREASURY STRIP	04/12/2011	40,681.00	.000	02/15/2030	100,000.00	4.830	3090
912833XX3	205425	2000	US TREASURY STRIP	05/05/2011	42,849.00	.000	02/15/2030	100,000.00	4.564	3090
912833XX3	208708	2000	US TREASURY STRIP	02/16/2012	28,921.50	.000	02/15/2030	50,000.00	3.065	3090
912833XX3	208879	2000	US TREASURY STRIP	03/05/2012	58,409.00	.000	02/15/2030	100,000.00	3.018	3090
912833XX3	209018	2000	US TREASURY STRIP	03/19/2012	27,336.50	.000	02/15/2030	50,000.00	3.400	3090
912833XX3	209143	2000	US TREASURY STRIP	04/05/2012	27,946.50	.000	02/15/2030	50,000.00	3.283	3090
912833XX3	209935	2000	US TREASURY STRIP	04/30/2012	29,070.50	.000	02/15/2030	50,000.00	3.071	3090
912833XX3	213297	2000	US TREASURY STRIP	03/25/2013	30,283.50	.000	02/15/2030	50,000.00	2.990	3090
912833XX3	213367	2000	US TREASURY STRIP	03/28/2013	60,753.00	.000	02/15/2030	100,000.00	2.973	3090
912833XX3	213444	2000	US TREASURY STRIP	04/04/2013	30,856.50	.000	02/15/2030	50,000.00	2.882	3090
912833XX3	213511	2000	US TREASURY STRIP	04/12/2013	63,428.00	.000	02/15/2030	100,000.00	2.721	3090
912833XX3	214263	2000	US TREASURY STRIP	05/02/2013	64,274.00	.000	02/15/2030	100,000.00	2.650	3090



Run Date: 9/2/2021 8:33:06 AM

Investments Outstanding As Of Date: 8/31/2021

INVENTORY BY MATURITY REPORT

CUSIP	Investment #	Fund	Issuer	Purchase Date	Current Book	Current Rate	Maturity Date	Current Par	YTM	Days to Maturity
912833XX3	216917	2000	US TREASURY STRIP	03/21/2014	143,740.00	.000	02/15/2030	250,000.00	3.510	3090
912833XX3	220883	2000	US TREASURY STRIP	02/13/2015	27,839.20	.000	02/15/2030	40,000.00	2.430	3090
912833XX3	222333	2000	US TREASURY STRIP	04/30/2015	27,898.80	.000	02/15/2030	40,000.00	2.450	3090
912833XX3	225726	2000	USTREASURYSTRI	03/17/2016	28,864.80	.000	02/15/2030	40,000.00	2.358	3090
912833XX3	225761	2000	USTREASURYSTRI	03/17/2016	13,166.83	.000	02/15/2030	18,250.00	2.360	3090
912833XX3	229666	2000	S 0 02-15-30	02/24/2017	36,343.84	.000	02/15/2030	52,000.00	2.780	3090
912833XX3	230024	2000	S 0 02-15-30	03/24/2017	279,628.00	.000	02/15/2030	400,000.00	2.795	3090
912833XX3	230116	2000	S 0 02-15-30	03/30/2017	176,715.00	.000	02/15/2030	250,000.00	2.711	3090
912833XX3	230222	2000	S 0 02-15-30	04/06/2017	35,593.00	.000	02/15/2030	50,000.00	2.660	3090
912833XX3	230336	2000	S 0 02-15-30	04/17/2017	28,751.20	.000	02/15/2030	40,000.00	2.590	3090
912833XX3	230976	2000	S 0 02-15-30	04/28/2017	179,835.00	.000	02/15/2030	250,000.00	2.590	3090
912833XX3	235203	2000	S 0 02-15-30	02/15/2018	27,981.60	.000	02/15/2030	40,000.00	3.000	3090
912833XX3	235373	2000	S 0 02-15-30	03/01/2018	28,047.20	.000	02/15/2030	40,000.00	2.990	3090
912833XX3	235398	2000	S 0 02-15-30	03/01/2018	27,962.80	.000	02/15/2030	40,000.00	3.016	3090
912833XX3	235458	2000	S 0 02-15-30	03/05/2018	139,392.00	.000	02/15/2030	200,000.00	3.044	3090
912833XX3	235531	2000	S 0 02-15-30	03/08/2018	28,020.80	.000	02/15/2030	40,000.00	3.003	3090
912833XX3	236313	2000	S 0 02-15-30	04/26/2018	27,882.80	.000	02/15/2030	40,000.00	3.080	3090
912833XX3	244740	2000	S 0 02-15-30	03/19/2020	36,883.20	.000	02/15/2030	40,000.00	.820	3090
912833XX3	244851	2000	S 0 02-15-30	04/02/2020	23,173.75	.000	02/15/2030	25,000.00	.770	3090
912833XX3	249116	2000	S 0 02-15-30	03/12/2021	34,733.60	.000	02/15/2030	40,000.00	1.587	3090
912833XX3	249143	2000	S 0 02-15-30	03/12/2021	69,467.20	.000	02/15/2030	80,000.00	1.587	3090
912833XX3	250118	2000	S 0 02-15-30	05/03/2021	34,573.20	.000	02/15/2030	40,000.00	1.666	3090
31359YEA1	173972	2000	FNMA STRIP	12/14/2005	446,896.72	.000	05/15/2030	1,558,000.00	5.180	3179
912833XU9	186344	2010	US TREASURY STRIP	05/22/2008	2,669,356.56	.000	05/15/2030	7,538,000.00	4.779	3179
912833XU9	186674	2000	US TREASURY STRIP	06/09/2008	8,796.00	.000	05/15/2030	25,000.00	4.820	3179
912833XU9	187237	2000	US TREASURY STRIP	07/11/2008	3,685.50	.000	05/15/2030	10,000.00	4.622	3179
912833XU9	197113	2000	US TREASURY STRIP	05/11/2010	125,451.43	.000	05/15/2030	306,000.00	4.506	3179
912833XU9	197205	2000	US TREASURY STRIP	05/14/2010	10,115.50	.000	05/15/2030	25,000.00	4.575	3179
912833XU9	198713	2000	US TREASURY STRIP	07/13/2010	43,800.00	.000	05/15/2030	100,000.00	4.205	3179
912833XU9	205484	2000	US TREASURY STRIP	05/09/2011	42,946.00	.000	05/15/2030	100,000.00	4.494	3179
912833XU9	206129	2000	US TREASURY STRIP	06/13/2011	44,555.00	.000	05/15/2030	100,000.00	4.319	3179
912833XU9	206325	2000	US TREASURY STRIP	06/23/2011	22,256.50	.000	05/15/2030	50,000.00	4.330	3179
912833XU9	206383	2000	US TREASURY STRIP	06/27/2011	22,195.00	.000	05/15/2030	50,000.00	4.348	3179



Run Date: 9/2/2021 8:33:06 AM

Investments Outstanding As Of Date: 8/31/2021

INVENTORY BY MATURITY REPORT

CUSIP	Investment #	Fund	Issuer	Purchase Date	Current Book	Current Rate	Maturity Date	Current Par	YTM	Days to Maturity
912833XU9	210188	2000	US TREASURY STRIP	05/16/2012	30,005.50	.000	05/15/2030	50,000.00	2.858	3179
912833XU9	210403	2000	US TREASURY STRIP	06/06/2012	32,844.50	.000	05/15/2030	50,000.00	2.356	3179
912833XU9	210609	2000	US TREASURY STRIP	06/25/2012	31,362.50	.000	05/15/2030	50,000.00	2.624	3179
912833XU9	214715	2000	US TREASURY STRIP	06/17/2013	29,084.00	.000	05/15/2030	50,000.00	3.230	3179
912833XU9	218192	2000	US TREASURY STRIP	06/26/2014	29,634.50	.000	05/15/2030	50,000.00	3.320	3179
912833XU9	218218	2000	US TREASURY STRIP	06/27/2014	29,671.00	.000	05/15/2030	50,000.00	3.313	3179
912833XU9	218588	2000	US TREASURY STRIP	07/31/2014	30,571.00	.000	05/15/2030	50,000.00	3.140	3179
912833XU9	222632	2000	US TREASURY STRIP	05/21/2015	164,140.00	.000	05/15/2030	250,000.00	2.828	3179
912833XU9	226889	2000	US TREASURY STRI ZERO-% 5	05/26/2016	87,688.80	.000	05/15/2030	120,000.00	2.258	3179
912833XU9	227323	2000	US TREASURY STRI ZERO-% 5	07/15/2016	39,075.50	.000	05/15/2030	50,000.00	1.790	3179
912833XU9	227506	2000	US TREASURY STRI ZERO-% 5	07/29/2016	30,878.00	.000	05/15/2030	40,000.00	1.885	3179
912833XU9	227678	2000	US TREASURY STRI ZERO-% 5	08/12/2016	77,039.00	.000	05/15/2030	100,000.00	1.905	3179
912833XU9	231312	2000	S 0 05-15-30	05/11/2017	28,257.20	.000	05/15/2030	40,000.00	2.689	3179
912833XU9	231583	2000	S 0 05-15-30	06/02/2017	28,846.80	.000	05/15/2030	40,000.00	2.540	3179
912833XU9	237039	2000	S 0 05-15-30	06/14/2018	27,820.00	.000	05/15/2030	40,000.00	3.070	3179
912833XU9	237324	2000	S 0 05-15-30	07/06/2018	28,223.60	.000	05/15/2030	40,000.00	2.962	3179
912833XU9	237410	2000	S 0 05-15-30	07/12/2018	28,235.60	.000	05/15/2030	40,000.00	2.963	3179
912833XU9	241263	2000	S 0 05-15-30	05/09/2019	30,093.20	.000	05/15/2030	40,000.00	2.600	3179
912833XU9	241687	2000	S 0 05-15-30	06/21/2019	31,619.60	.000	05/15/2030	40,000.00	2.169	3179
912833XU9	241912	2000	S 0 05-15-30	07/11/2019	31,744.00	.000	05/15/2030	40,000.00	2.143	3179
912833XU9	242037	2000	S 0 05-15-30	07/22/2019	197,377.50	.000	05/15/2030	250,000.00	2.197	3179
912833XU9	242106	2000	S 0 05-15-30	07/26/2019	31,816.00	.000	05/15/2030	40,000.00	2.130	3179
912833XU9	245852	2000	S 0 05-15-30	05/18/2020	37,062.80	.000	05/15/2030	40,000.00	.765	3179
912833XU9	246032	2000	S 0 05-15-30	06/12/2020	36,470.40	.000	05/15/2030	40,000.00	.933	3179
912833XU9	246094	2000	S 0 05-15-30	06/19/2020	36,706.80	.000	05/15/2030	40,000.00	.869	3179
912833XU9	246257	2000	S 0 05-15-30	07/16/2020	37,161.60	.000	05/15/2030	40,000.00	.750	3179
912833XU9	246281	2000	S 0 05-15-30	07/16/2020	37,161.60	.000	05/15/2030	40,000.00	.750	3179
912833XU9	246322	2000	S 0 05-15-30	07/20/2020	37,219.20	.000	05/15/2030	40,000.00	.735	3179
912833XU9	250345	2000	S 0 05-15-30	05/10/2021	68,893.60	.000	05/15/2030	80,000.00	1.665	3179
912833XU9	250721	2000	S 0 05-15-30	06/11/2021	34,726.80	.000	05/15/2030	40,000.00	1.590	3179
912833XU9	251121	2000	S 0 05-15-30	07/15/2021	35,221.20	.000	05/15/2030	40,000.00	1.445	3179
912833XU9	251145	2000	S 0 05-15-30	07/15/2021	176,314.00	.000	05/15/2030	200,000.00	1.432	3179
912833XU9	251358	2000	S 0 05-15-30	07/30/2021	35,716.00	.000	05/15/2030	40,000.00	1.292	3179



Run Date: 9/2/2021 8:33:06 AM

Investments Outstanding As Of Date: 8/31/2021

INVENTORY BY MATURITY REPORT

CUSIP	Investment #	Fund	Issuer	Purchase Date	Current Book	Current Rate	Maturity Date	Current Par	YTM	Days to Maturity
912833XU9	251391	2000	S 0 05-15-30	08/02/2021	89,084.00	.000	05/15/2030	100,000.00	1.320	3179
912833XY1	178596	2000	US TREASURY STRIP	10/26/2006	43,180.20	.000	08/15/2030	138,000.00	4.941	3271
912833XY1	188172	2010	US TREASURY STRIP	09/22/2008	228,124.80	.000	08/15/2030	576,000.00	4.275	3271
912833XY1	207500	2000	US TREASURY STRIP	09/23/2011	27,601.50	.000	08/15/2030	50,000.00	3.170	3271
912833XY1	207870	2000	US TREASURY STRIP	10/31/2011	54,463.00	.000	08/15/2030	100,000.00	3.260	3271
912833XY1	207923	2000	US TREASURY STRIP	11/03/2011	27,138.50	.000	08/15/2030	50,000.00	3.280	3271
912833XY1	211249	2000	US TREASURY STRIP	08/17/2012	31,018.00	.000	08/15/2030	50,000.00	2.671	3271
912833XY1	211309	2000	US TREASURY STRIP	08/22/2012	60,719.00	.000	08/15/2030	100,000.00	2.794	3271
912833XY1	215304	2000	US TREASURY STRIP	08/16/2013	26,768.00	.000	08/15/2030	50,000.00	3.710	3271
912833XY1	215628	2000	US TREASURY STRIP	09/26/2013	27,014.00	.000	08/15/2030	50,000.00	3.679	3271
912833XY1	215891	2000	US TREASURY STRIP	11/01/2013	55,712.00	.000	08/15/2030	100,000.00	3.515	3271
912833XY1	218846	2000	US TREASURY STRIP	08/28/2014	247,876.00	.000	08/15/2030	400,000.00	3.020	3271
912833XY1	219038	2000	US TREASURY STRIP	09/18/2014	60,300.00	.000	08/15/2030	100,000.00	3.205	3271
912833XY1	219290	2000	US TREASURY STRIP	10/17/2014	25,637.60	.000	08/15/2030	40,000.00	2.830	3271
912833XY1	224324	2000	USTREASURYSTRIP	10/08/2015	68,686.00	.000	08/15/2030	100,000.00	2.545	3271
912833XY1	224492	2000	USTREASURYSTRIP	10/22/2015	68,401.00	.000	08/15/2030	100,000.00	2.580	3271
912833XY1	224570	2000	USTREASURYSTRIP	10/29/2015	27,323.60	.000	08/15/2030	40,000.00	2.593	3271
912833XY1	228092	2000	US TREASURY STRI ZERO-% 8	09/23/2016	37,558.50	.000	08/15/2030	50,000.00	2.070	3271
912833XY1	228274	2000	US TREASURY STRI ZERO-% 8	10/14/2016	185,965.00	.000	08/15/2030	250,000.00	2.150	3271
912833XY1	234137	2000	S 0 08-15-30	10/26/2017	28,734.80	.000	08/15/2030	40,000.00	2.600	3271
912833XY1	234161	2000	S 0 08-15-30	10/26/2017	35,941.50	.000	08/15/2030	50,000.00	2.595	3271
912833XY1	234196	2000	S 0 08-15-30	10/27/2017	17,915.25	.000	08/15/2030	25,000.00	2.620	3271
912833XY1	237896	2000	S 0 08-15-30	08/23/2018	84,596.40	.000	08/15/2030	120,000.00	2.940	3271
912833XY1	237926	2000	S 0 08-15-30	08/23/2018	28,232.00	.000	08/15/2030	40,000.00	2.930	3271
912833XY1	237939	2000	S 0 08-15-30	08/23/2018	176,165.00	.000	08/15/2030	250,000.00	2.944	3271
912833XY1	238215	2000	S 0 08-15-30	09/13/2018	27,801.60	.000	08/15/2030	40,000.00	3.075	3271
912833XY1	238683	2000	S 0 08-15-30	10/25/2018	272,004.00	.000	08/15/2030	400,000.00	3.293	3271
912833XY1	242347	2000	S 0 08-15-30	08/19/2019	20,824.25	.000	08/15/2030	25,000.00	1.670	3271
912833XY1	242576	2000	S 0 08-15-30	09/06/2019	84,180.00	.000	08/15/2030	100,000.00	1.580	3271
912833XY1	242669	2000	S 0 08-15-30	09/12/2019	66,238.40	.000	08/15/2030	80,000.00	1.735	3271
912833XY1	242806	2000	S 0 08-15-30	09/23/2019	203,742.50	.000	08/15/2030	250,000.00	1.887	3271
912833XY1	246484	2000	S 0 08-15-30	08/10/2020	37,416.00	.000	08/15/2030	40,000.00	.668	3271
912833XY1	246789	2000	US Treasury Strip 08,15,2030	09/18/2020	73,999.53	.000	08/15/2030	80,000.00	.789	3271



Run Date: 9/2/2021 8:33:06 AM

Investments Outstanding As Of Date: 8/31/2021

INVENTORY BY MATURITY REPORT

CUSIP	Investment #	Fund	Issuer	Purchase Date	Current Book	Current Rate	Maturity Date	Current Par	YTM	Days to Maturity
912833XY1	247009	2000	S 0 08-15-30	10/13/2020	36,613.60	.000	08/15/2030	40,000.00	.901	3271
912833XY1	247136	2000	S 0 08-15-30	10/22/2020	36,675.49	.000	08/15/2030	40,000.00	.886	3271
912833XY1	251653	2000	S 0 08-15-30	08/19/2021	35,554.40	.000	08/15/2030	40,000.00	1.315	3271
9128337N4	189271	2000	US TREASURY STRIP	11/21/2008	1,925.00	.000	11/15/2030	5,000.00	4.389	3363
9128337N4	203397	2000	US TREASURY STRIP	01/31/2011	39,285.00	.000	11/15/2030	100,000.00	4.778	3363
9128337N4	212199	2000	US TREASURY STRIP	11/30/2012	93,927.00	.000	11/15/2030	150,000.00	2.624	3363
9128337N4	212329	2000	US TREASURY STRIP	12/13/2012	219,327.50	.000	11/15/2030	350,000.00	2.625	3363
9128337N4	212658	2000	US TREASURY STRIP	01/17/2013	30,017.00	.000	11/15/2030	50,000.00	2.883	3363
9128337N4	216078	2000	US TREASURY STRIP	11/21/2013	26,893.50	.000	11/15/2030	50,000.00	3.685	3363
9128337N4	216423	2000	US TREASURY STRIP	01/09/2014	52,384.00	.000	11/15/2030	100,000.00	3.875	3363
9128337N4	219699	2000	US TREASURY STRIP	11/20/2014	156,930.00	.000	11/15/2030	250,000.00	2.934	3363
9128337N4	220253	2000	US TREASURY STRIP	01/09/2015	34,473.50	.000	11/15/2030	50,000.00	2.360	3363
9128337N4	220355	2000	US TREASURY STRIP	01/20/2015	68,765.00	.000	11/15/2030	100,000.00	2.382	3363
9128337N4	220443	2000	US TREASURY STRIP	01/26/2015	70,110.00	.000	11/15/2030	100,000.00	2.260	3363
9128337N4	220462	2000	US TREASURY STRIP	01/26/2015	34,948.50	.000	11/15/2030	50,000.00	2.279	3363
9128337N4	220482	2000	US TREASURY STRIP	01/26/2015	27,948.00	.000	11/15/2030	40,000.00	2.282	3363
9128337N4	220510	2000	US TREASURY STRIP	01/27/2015	175,012.50	.000	11/15/2030	250,000.00	2.270	3363
9128337N4	220614	2000	US TREASURY STRIP	01/29/2015	173,905.00	.000	11/15/2030	250,000.00	2.311	3363
9128337N4	225028	2000	USTREASURYSTRIP	12/24/2015	168,765.00	.000	11/15/2030	250,000.00	2.656	3363
9128337N4	225331	2000	USTREASURYSTRIP	02/04/2016	69,459.00	.000	11/15/2030	100,000.00	2.481	3363
9128337N4	228579	2000	US TREASURY STR ZERO-% 1	11/14/2016	13,169.52	.000	11/15/2030	18,000.00	2.244	3363
9128337N4	229127	2000	S 0 11-15-30	01/12/2017	13,704.60	.000	11/15/2030	20,000.00	2.750	3363
9128337N4	229144	2000	S 0 11-15-30	01/12/2017	13,704.60	.000	11/15/2030	20,000.00	2.750	3363
9128337N4	229278	2000	S 0 11-15-30	01/26/2017	170,557.50	.000	11/15/2030	250,000.00	2.790	3363
9128337N4	229413	2000	S 0 11-15-30	02/02/2017	27,118.80	.000	11/15/2030	40,000.00	2.840	3363
9128337N4	234365	2000	S 0 11-15-30	11/16/2017	71,297.00	.000	11/15/2030	100,000.00	2.620	3363
9128337N4	234937	2000	S 0 11-15-30	01/25/2018	28,018.40	.000	11/15/2030	40,000.00	2.800	3363
9128337N4	235064	2000	S 0 11-15-30	02/02/2018	27,859.20	.000	11/15/2030	40,000.00	2.850	3363
9128337N4	243391	2000	S 0 11-15-30	11/15/2019	31,854.00	.000	11/15/2030	40,000.00	2.081	3363
9128337N4	243634	2000	S 0 11-15-30	12/09/2019	32,563.60	.000	11/15/2030	40,000.00	1.890	3363
9128337N4	243727	2000	S 0 11-15-30	12/16/2019	32,294.80	.000	11/15/2030	40,000.00	1.970	3363
9128337N4	247334	2000	S 0 11-15-30	11/06/2020	36,193.60	.000	11/15/2030	40,000.00	1.000	3363
9128337N4	247474	2000	S 0 11-15-30	11/19/2020	72,157.60	.000	11/15/2030	80,000.00	1.036	3363



Run Date: 9/2/2021 8:33:06 AM

Investments Outstanding As Of Date: 8/31/2021

INVENTORY BY MATURITY REPORT

CUSIP	Investment #	Fund	Issuer	Purchase Date	Current Book	Current Rate	Maturity Date	Current Par	YTM	Days to Maturity
9128337N4	247639	2000	S 0 11-15-30	12/03/2020	36,320.80	.000	11/15/2030	40,000.00	.972	3363
9128337N4	247791	2000	S 0 11-15-30	12/14/2020	35,958.96	.000	11/15/2030	40,000.00	1.076	3363
9128337N4	247851	2000	S 0 11-15-30	12/17/2020	36,163.20	.000	11/15/2030	40,000.00	1.020	3363
912803CK7	184848	2000	US TREASURY STRIP (P)	02/28/2008	3,364.63	.000	02/15/2031	10,000.00	4.800	3455
912833XZ8	185238	2000	US TREASURY STRIP	03/27/2008	3,700.00	.000	02/15/2031	10,000.00	4.392	3455
912833XZ8	185629	2000	US TREASURY STRIP	04/16/2008	3,700.00	.000	02/15/2031	10,000.00	4.402	3455
912833XZ8	185893	2000	US TREASURY STRIP	04/28/2008	8,923.25	.000	02/15/2031	25,000.00	4.570	3455
912833XZ8	191131	2000	US TREASURY STRIP	04/13/2009	2,200.00	.000	02/15/2031	5,000.00	3.794	3455
912833XZ8	208709	2000	US TREASURY STRIP	02/16/2012	27,872.00	.000	02/15/2031	50,000.00	3.100	3455
912833XZ8	208880	2000	US TREASURY STRIP	03/05/2012	56,337.00	.000	02/15/2031	100,000.00	3.051	3455
912833XZ8	209019	2000	US TREASURY STRIP	03/19/2012	26,400.00	.000	02/15/2031	50,000.00	3.406	3455
912833XZ8	209144	2000	US TREASURY STRIP	04/05/2012	26,862.00	.000	02/15/2031	50,000.00	3.321	3455
912833XZ8	209936	2000	US TREASURY STRIP	04/30/2012	28,057.50	.000	02/15/2031	50,000.00	3.098	3455
912833XZ8	213298	2000	US TREASURY STRIP	03/25/2013	29,037.50	.000	02/15/2031	50,000.00	3.060	3455
912833XZ8	213368	2000	US TREASURY STRIP	03/28/2013	58,325.00	.000	02/15/2031	100,000.00	3.037	3455
912833XZ8	213445	2000	US TREASURY STRIP	04/04/2013	29,608.50	.000	02/15/2031	50,000.00	2.954	3455
912833XZ8	213512	2000	US TREASURY STRIP	04/12/2013	61,034.00	.000	02/15/2031	100,000.00	2.786	3455
912833XZ8	214264	2000	US TREASURY STRIP	05/02/2013	61,948.00	.000	02/15/2031	100,000.00	2.710	3455
912833XZ8	216918	2000	US TREASURY STRIP	03/21/2014	137,447.50	.000	02/15/2031	250,000.00	3.570	3455
912833XZ8	220885	2000	US TREASURY STRIP	02/13/2015	27,046.40	.000	02/15/2031	40,000.00	2.460	3455
912833XZ8	222334	2000	US TREASURY STRIP	04/30/2015	27,100.80	.000	02/15/2031	40,000.00	2.480	3455
912833XZ8	225728	2000	USTREASURYSTRIP	03/17/2016	28,046.00	.000	02/15/2031	40,000.00	2.395	3455
912833XZ8	225739	2000	USTREASURYSTRIP	03/17/2016	12,823.55	.000	02/15/2031	18,250.00	2.380	3455
912833XZ8	229667	2000	S 0 02-15-31	02/24/2017	35,208.16	.000	02/15/2031	52,000.00	2.810	3455
912833XZ8	230025	2000	S 0 02-15-31	03/24/2017	270,672.00	.000	02/15/2031	400,000.00	2.830	3455
912833XZ8	230118	2000	S 0 02-15-31	03/30/2017	171,105.00	.000	02/15/2031	250,000.00	2.750	3455
912833XZ8	230223	2000	S 0 02-15-31	04/06/2017	34,428.50	.000	02/15/2031	50,000.00	2.710	3455
912833XZ8	230337	2000	S 0 02-15-31	04/17/2017	27,868.00	.000	02/15/2031	40,000.00	2.630	3455
912833XZ8	230977	2000	S 0 02-15-31	04/28/2017	174,315.00	.000	02/15/2031	250,000.00	2.630	3455
912833XZ8	235204	2000	S 0 02-15-31	02/15/2018	27,091.20	.000	02/15/2031	40,000.00	3.020	3455
912833XZ8	235374	2000	S 0 02-15-31	03/01/2018	27,122.80	.000	02/15/2031	40,000.00	3.020	3455
912833XZ8	235399	2000	S 0 02-15-31	03/01/2018	27,059.20	.000	02/15/2031	40,000.00	3.038	3455
912833XZ8	235459	2000	S 0 02-15-31	03/05/2018	134,866.00	.000	02/15/2031	200,000.00	3.066	3455



Run Date: 9/2/2021 8:33:06 AM

Investments Outstanding As Of Date: 8/31/2021

INVENTORY BY MATURITY REPORT

CUSIP	Investment #	Fund	Issuer	Purchase Date	Current Book	Current Rate	Maturity Date	Current Par	YTM	Days to Maturity
912833XZ8	235532	2000	S 0 02-15-31	03/08/2018	27,125.60	.000	02/15/2031	40,000.00	3.024	3455
912833XZ8	236289	2000	S 0 02-15-31	04/26/2018	26,975.20	.000	02/15/2031	40,000.00	3.100	3455
912833XZ8	244741	2000	S 0 02-15-31	03/19/2020	36,443.60	.000	02/15/2031	40,000.00	.855	3455
912833XZ8	244854	2000	S 0 02-15-31	04/02/2020	22,872.00	.000	02/15/2031	25,000.00	.820	3455
912833XZ8	249117	2000	S 0 02-15-31	03/12/2021	33,833.60	.000	02/15/2031	40,000.00	1.693	3455
912833XZ8	249144	2000	S 0 02-15-31	03/12/2021	67,667.20	.000	02/15/2031	80,000.00	1.693	3455
912833XZ8	250119	2000	S 0 02-15-31	05/03/2021	33,637.20	.000	02/15/2031	40,000.00	1.778	3455
9128337P9	186345	2010	US TREASURY STRIP	05/22/2008	2,558,246.44	.000	05/15/2031	7,538,000.00	4.758	3544
9128337P9	186675	2000	US TREASURY STRIP	06/09/2008	8,452.75	.000	05/15/2031	25,000.00	4.785	3544
9128337P9	187238	2000	US TREASURY STRIP	07/11/2008	3,541.30	.000	05/15/2031	10,000.00	4.596	3544
9128337P9	197114	2000	US TREASURY STRIP	05/11/2010	119,704.75	.000	05/15/2031	306,000.00	4.517	3544
9128337P9	197207	2000	US TREASURY STRIP	05/14/2010	9,583.00	.000	05/15/2031	25,000.00	4.618	3544
9128337P9	198714	2000	US TREASURY STRIP	07/13/2010	41,900.00	.000	05/15/2031	100,000.00	4.218	3544
9128337P9	210189	2000	US TREASURY STRIP	05/16/2012	28,844.50	.000	05/15/2031	50,000.00	2.917	3544
9128337P9	210404	2000	US TREASURY STRIP	06/06/2012	31,877.50	.000	05/15/2031	50,000.00	2.391	3544
9128337P9	210610	2000	US TREASURY STRIP	06/25/2012	30,489.00	.000	05/15/2031	50,000.00	2.636	3544
9128337P9	214716	2000	US TREASURY STRIP	06/17/2013	27,870.50	.000	05/15/2031	50,000.00	3.290	3544
9128337P9	218193	2000	US TREASURY STRIP	06/26/2014	28,414.00	.000	05/15/2031	50,000.00	3.375	3544
9128337P9	218219	2000	US TREASURY STRIP	06/27/2014	28,438.00	.000	05/15/2031	50,000.00	3.370	3544
9128337P9	218589	2000	US TREASURY STRIP	07/31/2014	29,486.50	.000	05/15/2031	50,000.00	3.170	3544
9128337P9	222634	2000	US TREASURY STRIP	05/21/2015	158,265.00	.000	05/15/2031	250,000.00	2.881	3544
9128337P9	226890	2000	US TREASURY STRI ZERO-% 5	05/26/2016	85,387.20	.000	05/15/2031	120,000.00	2.286	3544
9128337P9	227324	2000	US TREASURY STRI ZERO-% 5	07/15/2016	38,160.00	.000	05/15/2031	50,000.00	1.830	3544
9128337P9	227507	2000	US TREASURY STRI ZERO-% 5	07/29/2016	30,148.80	.000	05/15/2031	40,000.00	1.920	3544
9128337P9	227679	2000	US TREASURY STRI ZERO-% 5	08/12/2016	75,152.00	.000	05/15/2031	100,000.00	1.945	3544
9128337P9	231313	2000	S 0 05-15-31	05/11/2017	27,300.00	.000	05/15/2031	40,000.00	2.745	3544
9128337P9	231584	2000	S 0 05-15-31	06/02/2017	27,954.00	.000	05/15/2031	40,000.00	2.585	3544
9128337P9	237027	2000	S 0 05-15-31	06/14/2018	26,985.20	.000	05/15/2031	40,000.00	3.070	3544
9128337P9	237309	2000	S 0 05-15-31	07/06/2018	27,357.60	.000	05/15/2031	40,000.00	2.976	3544
9128337P9	237403	2000	S 0 05-15-31	07/12/2018	27,353.20	.000	05/15/2031	40,000.00	2.981	3544
9128337P9	241264	2000	S 0 05-15-31	05/09/2019	29,186.80	.000	05/15/2031	40,000.00	2.640	3544
9128337P9	241688	2000	S 0 05-15-31	06/21/2019	30,774.40	.000	05/15/2031	40,000.00	2.216	3544
9128337P9	241913	2000	S 0 05-15-31	07/11/2019	30,885.60	.000	05/15/2031	40,000.00	2.195	3544



Run Date: 9/2/2021 8:33:06 AM

Investments Outstanding As Of Date: 8/31/2021

INVENTORY BY MATURITY REPORT

CUSIP	Investment #	Fund	Issuer	Purchase Date	Current Book	Current Rate	Maturity Date	Current Par	YTM	Days to Maturity
9128337P9	242036	2000	S 0 05-15-31	07/22/2019	192,035.00	.000	05/15/2031	250,000.00	2.245	3544
9128337P9	242107	2000	S 0 05-15-31	07/26/2019	30,964.00	.000	05/15/2031	40,000.00	2.181	3544
9128337P9	245853	2000	S 0 05-15-31	05/18/2020	36,548.40	.000	05/15/2031	40,000.00	.823	3544
9128337P9	246033	2000	S 0 05-15-31	06/12/2020	35,862.40	.000	05/15/2031	40,000.00	1.002	3544
9128337P9	246095	2000	S 0 05-15-31	06/19/2020	36,071.60	.000	05/15/2031	40,000.00	.950	3544
9128337P9	246260	2000	S 0 05-15-31	07/16/2020	36,646.80	.000	05/15/2031	40,000.00	.810	3544
9128337P9	246282	2000	S 0 05-15-31	07/16/2020	36,646.80	.000	05/15/2031	40,000.00	.810	3544
9128337P9	246323	2000	S 0 05-15-31	07/20/2020	36,689.20	.000	05/15/2031	40,000.00	.800	3544
9128337P9	250346	2000	S 0 05-15-31	05/10/2021	66,992.00	.000	05/15/2031	80,000.00	1.780	3544
9128337P9	250722	2000	S 0 05-15-31	06/11/2021	33,779.60	.000	05/15/2031	40,000.00	1.710	3544
9128337P9	251122	2000	S 0 05-15-31	07/15/2021	34,427.60	.000	05/15/2031	40,000.00	1.531	3544
9128337P9	251146	2000	S 0 05-15-31	07/15/2021	172,382.00	.000	05/15/2031	200,000.00	1.517	3544
9128337P9	251359	2000	S 0 05-15-31	07/30/2021	34,938.00	.000	05/15/2031	40,000.00	1.386	3544
9128337P9	251392	2000	S 0 05-15-31	08/02/2021	87,070.00	.000	05/15/2031	100,000.00	1.420	3544
9128334S6	178597	2000	US TREASURY STRIP	10/26/2006	41,082.60	.000	08/15/2031	138,000.00	4.945	3636
9128334S6	188173	2010	US TREASURY STRIP	09/22/2008	219,709.44	.000	08/15/2031	576,000.00	4.254	3636
9128334S6	211250	2000	US TREASURY STRIP	08/17/2012	29,986.00	.000	08/15/2031	50,000.00	2.710	3636
9128334S6	211310	2000	US TREASURY STRIP	08/22/2012	58,617.00	.000	08/15/2031	100,000.00	2.834	3636
9128334S6	215305	2000	US TREASURY STRIP	08/16/2013	25,575.00	.000	08/15/2031	50,000.00	3.760	3636
9128334S6	215629	2000	US TREASURY STRIP	09/26/2013	25,832.50	.000	08/15/2031	50,000.00	3.727	3636
9128334S6	215892	2000	US TREASURY STRIP	11/01/2013	53,243.00	.000	08/15/2031	100,000.00	3.575	3636
9128334S6	218847	2000	US TREASURY STRIP	08/28/2014	238,956.00	.000	08/15/2031	400,000.00	3.060	3636
9128334S6	219039	2000	US TREASURY STRIP	09/18/2014	58,000.00	.000	08/15/2031	100,000.00	3.248	3636
9128334S6	219288	2000	US TREASURY STRIP	10/17/2014	24,762.40	.000	08/15/2031	40,000.00	2.870	3636
9128334S6	224325	2000	US TREASURY STRIP	10/08/2015	66,189.00	.000	08/15/2031	100,000.00	2.620	3636
9128334S6	224493	2000	USTREASURYSTRIP	10/22/2015	66,099.00	.000	08/15/2031	100,000.00	2.635	3636
9128334S6	224571	2000	USTREASURYSTRIP	10/29/2015	26,471.60	.000	08/15/2031	40,000.00	2.630	3636
9128334S6	228093	2000	US TREASURY STRI ZERO-% 8	09/23/2016	36,603.50	.000	08/15/2031	50,000.00	2.105	3636
9128334S6	228275	2000	US TREASURY STRI ZERO-% 8	10/14/2016	181,230.00	.000	08/15/2031	250,000.00	2.180	3636
9128334S6	234138	2000	S 0 08-15-31	10/26/2017	27,774.00	.000	08/15/2031	40,000.00	2.660	3636
9128334S6	234162	2000	S 0 08-15-31	10/26/2017	34,765.00	.000	08/15/2031	50,000.00	2.650	3636
9128334S6	234197	2000	S 0 08-15-31	10/27/2017	17,312.75	.000	08/15/2031	25,000.00	2.680	3636
9128334S6	237887	2000	S 0 08-15-31	08/23/2018	82,058.40	.000	08/15/2031	120,000.00	2.950	3636



Run Date: 9/2/2021 8:33:06 AM

Investments Outstanding As Of Date: 8/31/2021

INVENTORY BY MATURITY REPORT

CUSIP	Investment #	Fund	Issuer	Purchase Date	Current Book	Current Rate	Maturity Date	Current Par	YTM	Days to Maturity
9128334S6	237903	2000	S 0 08-15-31	08/23/2018	27,352.80	.000	08/15/2031	40,000.00	2.950	3636
9128334S6	237940	2000	S 0 08-15-31	08/23/2018	170,790.00	.000	08/15/2031	250,000.00	2.958	3636
9128334S6	238217	2000	S 0 08-15-31	09/13/2018	27,065.60	.000	08/15/2031	40,000.00	3.046	3636
9128334S6	238682	2000	S 0 08-15-31	10/25/2018	262,636.00	.000	08/15/2031	400,000.00	3.312	3636
9128334S6	242348	2000	S 0 08-15-31	08/19/2019	20,359.50	.000	08/15/2031	25,000.00	1.720	3636
9128334S6	242577	2000	S 0 08-15-31	09/06/2019	82,432.00	.000	08/15/2031	100,000.00	1.625	3636
9128334S6	242670	2000	S 0 08-15-31	09/12/2019	64,759.20	.000	08/15/2031	80,000.00	1.780	3636
9128334S6	242807	2000	S 0 08-15-31	09/23/2019	198,870.00	.000	08/15/2031	250,000.00	1.933	3636
9128334S6	246485	2000	S 0 08-15-31	08/10/2020	36,927.60	.000	08/15/2031	40,000.00	.727	3636
9128334S6	246790	2000	US Treasury Strip 08,15,2031	09/18/2020	72,784.22	.000	08/15/2031	80,000.00	.869	3636
9128334S6	247010	2000	S 0 08-15-31	10/13/2020	35,958.80	.000	08/15/2031	40,000.00	.985	3636
9128334S6	247137	2000	S 0 08-15-31	10/22/2020	36,023.50	.000	08/15/2031	40,000.00	.971	3636
9128334S6	251654	2000	S 0 08-15-31	08/19/2021	34,814.00	.000	08/15/2031	40,000.00	1.395	3636
9128337Q7	189272	2000	US TREASURY STRIP	11/21/2008	1,818.25	.000	11/15/2031	5,000.00	4.450	3728
9128337Q7	212200	2000	US TREASURY STRIP	11/30/2012	90,726.00	.000	11/15/2031	150,000.00	2.670	3728
9128337Q7	212331	2000	US TREASURY STRIP	12/13/2012	211,620.50	.000	11/15/2031	350,000.00	2.677	3728
9128337Q7	212659	2000	US TREASURY STRIP	01/17/2013	28,954.50	.000	11/15/2031	50,000.00	2.923	3728
9128337Q7	216079	2000	US TREASURY STRIP	11/21/2013	25,724.00	.000	11/15/2031	50,000.00	3.730	3728
9128337Q7	216424	2000	US TREASURY STRIP	01/09/2014	50,087.00	.000	11/15/2031	100,000.00	3.912	3728
9128337Q7	219701	2000	US TREASURY STRIP	11/20/2014	151,685.00	.000	11/15/2031	250,000.00	2.963	3728
9128337Q7	220254	2000	US TREASURY STRIP	01/09/2015	33,506.50	.000	11/15/2031	50,000.00	2.390	3728
9128337Q7	220356	2000	US TREASURY STRIP	01/20/2015	66,801.00	.000	11/15/2031	100,000.00	2.413	3728
9128337Q7	220444	2000	US TREASURY STRIP	01/26/2015	68,211.00	.000	11/15/2031	100,000.00	2.290	3728
9128337Q7	220463	2000	US TREASURY STRIP	01/26/2015	33,995.50	.000	11/15/2031	50,000.00	2.309	3728
9128337Q7	220483	2000	US TREASURY STRIP	01/26/2015	27,180.40	.000	11/15/2031	40,000.00	2.313	3728
9128337Q7	220511	2000	US TREASURY STRIP	01/27/2015	170,540.00	.000	11/15/2031	250,000.00	2.290	3728
9128337Q7	220615	2000	US TREASURY STRIP	01/29/2015	169,220.00	.000	11/15/2031	250,000.00	2.338	3728
9128337Q7	225029	2000	USTREASURYSTRIP	12/24/2015	163,407.50	.000	11/15/2031	250,000.00	2.693	3728
9128337Q7	225332	2000	USTREASURYSTRIP	02/04/2016	67,408.00	.000	11/15/2031	100,000.00	2.515	3728
9128337Q7	228580	2000	US TREASURY STRI ZERO-% 1	11/14/2016	12,776.04	.000	11/15/2031	18,000.00	2.298	3728
9128337Q7	229097	2000	S 0 11-15-31	01/12/2017	13,257.60	.000	11/15/2031	20,000.00	2.790	3728
9128337Q7	229132	2000	S 0 11-15-31	01/12/2017	13,257.60	.000	11/15/2031	20,000.00	2.790	3728
9128337Q7	229279	2000	S 0 11-15-31	01/26/2017	164,930.00	.000	11/15/2031	250,000.00	2.830	3728



Run Date: 9/2/2021 8:33:06 AM

Investments Outstanding As Of Date: 8/31/2021

INVENTORY BY MATURITY REPORT

CUSIP	Investment #	Fund	Issuer	Purchase Date	Current Book	Current Rate	Maturity Date	Current Par	YTM	Days to Maturity
9128337Q7	229414	2000	S 0 11-15-31	02/02/2017	26,173.20	.000	11/15/2031	40,000.00	2.890	3728
9128337Q7	234366	2000	S 0 11-15-31	11/16/2017	69,082.00	.000	11/15/2031	100,000.00	2.660	3728
9128337Q7	234938	2000	S 0 11-15-31	01/25/2018	27,176.00	.000	11/15/2031	40,000.00	2.820	3728
9128337Q7	235065	2000	S 0 11-15-31	02/02/2018	27,008.40	.000	11/15/2031	40,000.00	2.870	3728
9128337Q7	243392	2000	S 0 11-15-31	11/15/2019	31,009.20	.000	11/15/2031	40,000.00	2.133	3728
9128337Q7	243635	2000	S 0 11-15-31	12/09/2019	31,768.40	.000	11/15/2031	40,000.00	1.940	3728
9128337Q7	243728	2000	S 0 11-15-31	12/16/2019	31,481.60	.000	11/15/2031	40,000.00	2.020	3728
9128337Q7	247335	2000	S 0 11-15-31	11/06/2020	35,463.20	.000	11/15/2031	40,000.00	1.095	3728
9128337Q7	247475	2000	S 0 11-15-31	11/19/2020	70,825.60	.000	11/15/2031	80,000.00	1.112	3728
9128337Q7	247640	2000	S 0 11-15-31	12/03/2020	35,644.80	.000	11/15/2031	40,000.00	1.055	3728
9128337Q7	247792	2000	S 0 11-15-31	12/14/2020	35,263.42	.000	11/15/2031	40,000.00	1.157	3728
9128337Q7	247852	2000	S 0 11-15-31	12/17/2020	35,487.60	.000	11/15/2031	40,000.00	1.100	3728
9128334T4	184849	2000	US TREASURY STRIP	02/28/2008	3,607.60	.000	02/15/2032	10,000.00	4.300	3820
9128334T4	185239	2000	US TREASURY STRIP	03/27/2008	3,520.00	.000	02/15/2032	10,000.00	4.419	3820
9128334T4	185630	2000	US TREASURY STRIP	04/16/2008	3,550.00	.000	02/15/2032	10,000.00	4.393	3820
9128334T4	185894	2000	US TREASURY STRIP	04/28/2008	8,568.75	.000	02/15/2032	25,000.00	4.550	3820
9128334T4	191132	2000	US TREASURY STRIP	04/13/2009	2,150.00	.000	02/15/2032	5,000.00	3.729	3820
9128334T4	213299	2000	US TREASURY STRIP	03/25/2013	27,908.00	.000	02/15/2032	50,000.00	3.110	3820
9128334T4	213369	2000	US TREASURY STRIP	03/28/2013	56,007.00	.000	02/15/2032	100,000.00	3.093	3820
9128334T4	213446	2000	US TREASURY STRIP	04/04/2013	28,429.00	.000	02/15/2032	50,000.00	3.015	3820
9128334T4	213513	2000	US TREASURY STRIP	04/12/2013	58,798.00	.000	02/15/2032	100,000.00	2.838	3820
9128334T4	214265	2000	US TREASURY STRIP	05/02/2013	59,636.00	.000	02/15/2032	100,000.00	2.770	3820
9128334T4	216919	2000	US TREASURY STRIP	03/21/2014	131,737.50	.000	02/15/2032	250,000.00	3.610	3820
9128334T4	220887	2000	US TREASURY STRIP	02/13/2015	26,260.40	.000	02/15/2032	40,000.00	2.490	3820
9128334T4	222335	2000	US TREASURY STRIP	04/30/2015	26,179.20	.000	02/15/2032	40,000.00	2.540	3820
9128334T4	225729	2000	USTREASURYSTRIP	03/17/2016	27,251.20	.000	02/15/2032	40,000.00	2.426	3820
9128334T4	225741	2000	USTREASURYSTRIP	03/17/2016	12,445.22	.000	02/15/2032	18,250.00	2.420	3820
9128334T4	229668	2000	S 0 02-15-32	02/24/2017	33,937.28	.000	02/15/2032	52,000.00	2.870	3820
9128334T4	230026	2000	S 0 02-15-32	03/24/2017	261,056.00	.000	02/15/2032	400,000.00	2.885	3820
9128334T4	230121	2000	S 0 02-15-32	03/30/2017	165,257.50	.000	02/15/2032	250,000.00	2.801	3820
9128334T4	230224	2000	S 0 02-15-32	04/06/2017	33,318.50	.000	02/15/2032	50,000.00	2.750	3820
9128334T4	230338	2000	S 0 02-15-32	04/17/2017	26,912.00	.000	02/15/2032	40,000.00	2.690	3820
9128334T4	230978	2000	S 0 02-15-32	04/28/2017	168,337.50	.000	02/15/2032	250,000.00	2.690	3820



Run Date: 9/2/2021 8:33:06 AM

Investments Outstanding As Of Date: 8/31/2021

INVENTORY BY MATURITY REPORT

CUSIP	Investment #	Fund	Issuer	Purchase Date	Current Book	Current Rate	Maturity Date	Current Par	YTM	Days to Maturity
9128334T4	235205	2000	S 0 02-15-32	02/15/2018	26,218.80	.000	02/15/2032	40,000.00	3.040	3820
9128334T4	235375	2000	S 0 02-15-32	03/01/2018	26,249.60	.000	02/15/2032	40,000.00	3.040	3820
9128334T4	235400	2000	S 0 02-15-32	03/01/2018	26,158.40	.000	02/15/2032	40,000.00	3.065	3820
9128334T4	235460	2000	S 0 02-15-32	03/05/2018	130,446.00	.000	02/15/2032	200,000.00	3.087	3820
9128334T4	235533	2000	S 0 02-15-32	03/08/2018	26,230.00	.000	02/15/2032	40,000.00	3.050	3820
9128334T4	236290	2000	S 0 02-15-32	04/26/2018	26,087.20	.000	02/15/2032	40,000.00	3.120	3820
9128334T4	244742	2000	S 0 02-15-32	03/19/2020	35,988.80	.000	02/15/2032	40,000.00	.889	3820
9128334T4	244855	2000	S 0 02-15-32	04/02/2020	22,552.00	.000	02/15/2032	25,000.00	.870	3820
9128334T4	249118	2000	S 0 02-15-32	03/12/2021	32,973.60	.000	02/15/2032	40,000.00	1.775	3820
9128334T4	249145	2000	S 0 02-15-32	03/12/2021	65,947.20	.000	02/15/2032	80,000.00	1.775	3820
9128334T4	250120	2000	S 0 02-15-32	05/03/2021	32,772.80	.000	02/15/2032	40,000.00	1.856	3820
9128337R5	186346	2010	US TREASURY STRIP	05/22/2008	2,429,874.30	.000	05/15/2032	7,538,000.00	4.777	3910
9128337R5	186676	2000	US TREASURY STRIP	06/09/2008	8,090.75	.000	05/15/2032	25,000.00	4.770	3910
9128337R5	187239	2000	US TREASURY STRIP	07/11/2008	3,399.00	.000	05/15/2032	10,000.00	4.577	3910
9128337R5	197115	2000	US TREASURY STRIP	05/11/2010	114,450.73	.000	05/15/2032	306,000.00	4.518	3910
9128337R5	197208	2000	US TREASURY STRIP	05/14/2010	9,127.75	.000	05/15/2032	25,000.00	4.632	3910
9128337R5	198715	2000	US TREASURY STRIP	07/13/2010	40,200.00	.000	05/15/2032	100,000.00	4.217	3910
9128337R5	214717	2000	US TREASURY STRIP	06/17/2013	26,775.50	.000	05/15/2032	50,000.00	3.330	3910
9128337R5	218194	2000	US TREASURY STRIP	06/26/2014	27,300.50	.000	05/15/2032	50,000.00	3.412	3910
9128337R5	218220	2000	US TREASURY STRIP	06/27/2014	27,311.50	.000	05/15/2032	50,000.00	3.410	3910
9128337R5	218590	2000	US TREASURY STRIP	07/31/2014	28,349.00	.000	05/15/2032	50,000.00	3.215	3910
9128337R5	222636	2000	US TREASURY STRIP	05/21/2015	152,347.50	.000	05/15/2032	250,000.00	2.938	3910
9128337R5	226891	2000	US TREASURY STRI ZERO-% 5	05/26/2016	82,810.80	.000	05/15/2032	120,000.00	2.336	3910
9128337R5	227325	2000	US TREASURY STRI ZERO-% 5	07/15/2016	37,149.50	.000	05/15/2032	50,000.00	1.885	3910
9128337R5	227508	2000	US TREASURY STRI ZERO-% 5	07/29/2016	29,302.00	.000	05/15/2032	40,000.00	1.980	3910
9128337R5	227680	2000	US TREASURY STRI ZERO-% 5	08/12/2016	73,195.00	.000	05/15/2032	100,000.00	1.990	3910
9128337R5	231314	2000	S 0 05-15-32	05/11/2017	26,405.20	.000	05/15/2032	40,000.00	2.786	3910
9128337R5	231586	2000	S 0 05-15-32	06/02/2017	27,044.80	.000	05/15/2032	40,000.00	2.635	3910
9128337R5	237026	2000	S 0 05-15-32	06/14/2018	26,104.00	.000	05/15/2032	40,000.00	3.090	3910
9128337R5	237311	2000	S 0 05-15-32	07/06/2018	26,539.60	.000	05/15/2032	40,000.00	2.982	3910
9128337R5	237402	2000	S 0 05-15-32	07/12/2018	26,538.80	.000	05/15/2032	40,000.00	2.986	3910
9128337R5	241265	2000	S 0 05-15-32	05/09/2019	28,285.60	.000	05/15/2032	40,000.00	2.680	3910
9128337R5	241689	2000	S 0 05-15-32	06/21/2019	29,946.80	.000	05/15/2032	40,000.00	2.257	3910



Run Date: 9/2/2021 8:33:06 AM

Investments Outstanding As Of Date: 8/31/2021

INVENTORY BY MATURITY REPORT

CUSIP	Investment #	Fund	Issuer	Purchase Date	Current Book	Current Rate	Maturity Date	Current Par	YTM	Days to Maturity
9128337R5	241914	2000	S 0 05-15-32	07/11/2019	30,054.40	.000	05/15/2032	40,000.00	2.238	3910
9128337R5	242032	2000	S 0 05-15-32	07/22/2019	186,802.50	.000	05/15/2032	250,000.00	2.287	3910
9128337R5	242108	2000	S 0 05-15-32	07/26/2019	30,108.00	.000	05/15/2032	40,000.00	2.231	3910
9128337R5	245854	2000	S 0 05-15-32	05/18/2020	36,016.00	.000	05/15/2032	40,000.00	.877	3910
9128337R5	246034	2000	S 0 05-15-32	06/12/2020	35,233.60	.000	05/15/2032	40,000.00	1.067	3910
9128337R5	246096	2000	S 0 05-15-32	06/19/2020	35,448.80	.000	05/15/2032	40,000.00	1.017	3910
9128337R5	246262	2000	S 0 05-15-32	07/16/2020	36,138.00	.000	05/15/2032	40,000.00	.860	3910
9128337R5	246283	2000	S 0 05-15-32	07/16/2020	36,138.00	.000	05/15/2032	40,000.00	.860	3910
9128337R5	246324	2000	S 0 05-15-32	07/20/2020	36,141.60	.000	05/15/2032	40,000.00	.860	3910
9128337R5	250347	2000	S 0 05-15-32	05/10/2021	65,278.40	.000	05/15/2032	80,000.00	1.855	3910
9128337R5	250723	2000	S 0 05-15-32	06/11/2021	32,922.80	.000	05/15/2032	40,000.00	1.790	3910
9128337R5	251123	2000	S 0 05-15-32	07/15/2021	33,623.20	.000	05/15/2032	40,000.00	1.609	3910
9128337R5	251147	2000	S 0 05-15-32	07/15/2021	168,380.00	.000	05/15/2032	200,000.00	1.595	3910
9128337R5	251360	2000	S 0 05-15-32	07/30/2021	34,168.00	.000	05/15/2032	40,000.00	1.465	3910
9128337R5	251393	2000	S 0 05-15-32	08/02/2021	85,160.00	.000	05/15/2032	100,000.00	1.495	3910
9128334U1	188174	2010	US TREASURY STRIP	09/22/2008	211,392.00	.000	08/15/2032	576,000.00	4.239	4002
9128334U1	215306	2000	US TREASURY STRIP	08/16/2013	24,502.00	.000	08/15/2032	50,000.00	3.790	4002
9128334U1	215630	2000	US TREASURY STRIP	09/26/2013	24,740.00	.000	08/15/2032	50,000.00	3.760	4002
9128334U1	215893	2000	US TREASURY STRIP	11/01/2013	50,917.00	.000	08/15/2032	100,000.00	3.625	4002
9128334U1	218848	2000	US TREASURY STRIP	08/28/2014	230,376.00	.000	08/15/2032	400,000.00	3.095	4002
9128334U1	219040	2000	US TREASURY STRIP	09/18/2014	55,900.00	.000	08/15/2032	100,000.00	3.274	4002
9128334U1	219285	2000	US TREASURY STRIP	10/17/2014	23,940.00	.000	08/15/2032	40,000.00	2.900	4002
9128334U1	224326	2000	USTREASURYSTRI	10/08/2015	63,901.00	.000	08/15/2032	100,000.00	2.675	4002
9128334U1	224494	2000	USTREASURYSTRI	10/22/2015	63,913.00	.000	08/15/2032	100,000.00	2.680	4002
9128334U1	224556	2000	USTREASURYSTRI	10/29/2015	25,555.20	.000	08/15/2032	40,000.00	2.685	4002
9128334U1	228095	2000	US TREASURY STRI ZERO-% 8	09/23/2016	35,536.00	.000	08/15/2032	50,000.00	2.160	4002
9128334U1	228276	2000	US TREASURY STRI ZERO-% 8	10/14/2016	175,682.50	.000	08/15/2032	250,000.00	2.240	4002
9128334U1	234139	2000	S 0 08-15-32	10/26/2017	26,931.60	.000	08/15/2032	40,000.00	2.690	4002
9128334U1	234163	2000	S 0 08-15-32	10/26/2017	33,664.50	.000	08/15/2032	50,000.00	2.690	4002
9128334U1	234198	2000	S 0 08-15-32	10/27/2017	16,784.25	.000	08/15/2032	25,000.00	2.710	4002
9128334U1	237886	2000	S 0 08-15-32	08/23/2018	79,471.20	.000	08/15/2032	120,000.00	2.970	4002
9128334U1	237904	2000	S 0 08-15-32	08/23/2018	26,526.80	.000	08/15/2032	40,000.00	2.960	4002
9128334U1	237941	2000	S 0 08-15-32	08/23/2018	165,577.50	.000	08/15/2032	250,000.00	2.969	4002



Run Date: 9/2/2021 8:33:06 AM

Investments Outstanding As Of Date: 8/31/2021

INVENTORY BY MATURITY REPORT

CUSIP	Investment #	Fund	Issuer	Purchase Date	Current Book	Current Rate	Maturity Date	Current Par	YTM	Days to Maturity
9128334U1	238218	2000	S 0 08-15-32	09/13/2018	26,227.20	.000	08/15/2032	40,000.00	3.055	4002
9128334U1	238681	2000	S 0 08-15-32	10/25/2018	253,700.00	.000	08/15/2032	400,000.00	3.325	4002
9128334U1	242349	2000	S 0 08-15-32	08/19/2019	19,911.00	.000	08/15/2032	25,000.00	1.760	4002
9128334U1	242578	2000	S 0 08-15-32	09/06/2019	80,691.00	.000	08/15/2032	100,000.00	1.665	4002
9128334U1	242671	2000	S 0 08-15-32	09/12/2019	63,312.00	.000	08/15/2032	80,000.00	1.818	4002
9128334U1	242808	2000	S 0 08-15-32	09/23/2019	194,235.00	.000	08/15/2032	250,000.00	1.967	4002
9128334U1	246486	2000	S 0 08-15-32	08/10/2020	36,428.80	.000	08/15/2032	40,000.00	.780	4002
9128334U1	246791	2000	US Treasury Strip 08,15,2032	09/18/2020	71,589.61	.000	08/15/2032	80,000.00	.935	4002
9128334U1	247011	2000	S 0 08-15-32	10/13/2020	35,306.40	.000	08/15/2032	40,000.00	1.057	4002
9128334U1	247138	2000	S 0 08-15-32	10/22/2020	35,377.80	.000	08/15/2032	40,000.00	1.042	4002
9128334U1	251655	2000	S 0 08-15-32	08/19/2021	34,072.00	.000	08/15/2032	40,000.00	1.465	4002
9128337S3	189274	2000	US TREASURY STRIP	11/21/2008	1,802.35	.000	11/15/2032	5,000.00	4.300	4094
9128337S3	212660	2000	US TREASURY STRIP	01/17/2013	27,918.00	.000	11/15/2032	50,000.00	2.961	4094
9128337S3	216080	2000	US TREASURY STRIP	11/21/2013	24,560.50	.000	11/15/2032	50,000.00	3.780	4094
9128337S3	216425	2000	US TREASURY STRIP	01/09/2014	47,935.00	.000	11/15/2032	100,000.00	3.940	4094
9128337S3	219702	2000	US TREASURY STRIP	11/20/2014	146,565.00	.000	11/15/2032	250,000.00	2.991	4094
9128337S3	220255	2000	US TREASURY STRIP	01/09/2015	32,604.50	.000	11/15/2032	50,000.00	2.410	4094
9128337S3	220357	2000	US TREASURY STRIP	01/20/2015	64,979.00	.000	11/15/2032	100,000.00	2.434	4094
9128337S3	220445	2000	US TREASURY STRIP	01/26/2015	66,441.00	.000	11/15/2032	100,000.00	2.310	4094
9128337S3	220464	2000	US TREASURY STRIP	01/26/2015	33,136.00	.000	11/15/2032	50,000.00	2.325	4094
9128337S3	220484	2000	US TREASURY STRIP	01/26/2015	26,474.00	.000	11/15/2032	40,000.00	2.332	4094
9128337S3	220512	2000	US TREASURY STRIP	01/27/2015	166,115.00	.000	11/15/2032	250,000.00	2.310	4094
9128337S3	220616	2000	US TREASURY STRIP	01/29/2015	165,100.00	.000	11/15/2032	250,000.00	2.346	4094
9128337S3	225030	2000	USTREASURYSTRI	12/24/2015	157,917.50	.000	11/15/2032	250,000.00	2.738	4094
9128337S3	225333	2000	USTREASURYSTRI	02/04/2016	64,965.00	.000	11/15/2032	100,000.00	2.587	4094
9128337S3	228581	2000	US TREASURY STRI ZERO-% 1	11/14/2016	13,071.24	.000	11/15/2032	19,000.00	2.351	4094
9128337S3	229101	2000	S 0 11-15-32	01/12/2017	12,835.00	.000	11/15/2032	20,000.00	2.820	4094
9128337S3	229133	2000	S 0 11-15-32	01/12/2017	12,835.00	.000	11/15/2032	20,000.00	2.820	4094
9128337S3	229280	2000	S 0 11-15-32	01/26/2017	159,365.00	.000	11/15/2032	250,000.00	2.870	4094
9128337S3	229415	2000	S 0 11-15-32	02/02/2017	25,314.80	.000	11/15/2032	40,000.00	2.920	4094
9128337S3	234367	2000	S 0 11-15-32	11/16/2017	66,884.00	.000	11/15/2032	100,000.00	2.700	4094
9128337S3	234939	2000	S 0 11-15-32	01/25/2018	26,348.40	.000	11/15/2032	40,000.00	2.840	4094
9128337S3	235066	2000	S 0 11-15-32	02/02/2018	26,173.20	.000	11/15/2032	40,000.00	2.890	4094



Run Date: 9/2/2021 8:33:06 AM

Investments Outstanding As Of Date: 8/31/2021

INVENTORY BY MATURITY REPORT

CUSIP	Investment #	Fund	Issuer	Purchase Date	Current Book	Current Rate	Maturity Date	Current Par	YTM	Days to Maturity
9128337S3	243393	2000	S 0 11-15-32	11/15/2019	30,198.80	.000	11/15/2032	40,000.00	2.174	4094
9128337S3	243636	2000	S 0 11-15-32	12/09/2019	31,001.60	.000	11/15/2032	40,000.00	1.980	4094
9128337S3	243729	2000	S 0 11-15-32	12/16/2019	30,737.20	.000	11/15/2032	40,000.00	2.050	4094
9128337S3	247336	2000	S 0 11-15-32	11/06/2020	34,806.40	.000	11/15/2032	40,000.00	1.160	4094
9128337S3	247476	2000	S 0 11-15-32	11/19/2020	69,471.20	.000	11/15/2032	80,000.00	1.181	4094
9128337S3	247641	2000	S 0 11-15-32	12/03/2020	35,000.00	.000	11/15/2032	40,000.00	1.121	4094
9128337S3	247793	2000	S 0 11-15-32	12/14/2020	34,585.16	.000	11/15/2032	40,000.00	1.224	4094
9128337S3	247853	2000	S 0 11-15-32	12/17/2020	34,810.40	.000	11/15/2032	40,000.00	1.170	4094
9128334V9	185240	2000	US TREASURY STRIP	03/27/2008	3,395.00	.000	02/15/2033	10,000.00	4.388	4186
9128334V9	185631	2000	US TREASURY STRIP	04/16/2008	3,425.00	.000	02/15/2033	10,000.00	4.362	4186
9128334V9	185895	2000	US TREASURY STRIP	04/28/2008	8,192.00	.000	02/15/2033	25,000.00	4.550	4186
9128334V9	191133	2000	US TREASURY STRIP	04/13/2009	2,100.00	.000	02/15/2033	5,000.00	3.672	4186
9128334V9	213370	2000	US TREASURY STRIP	03/28/2013	53,837.00	.000	02/15/2033	100,000.00	3.138	4186
9128334V9	216920	2000	US TREASURY STRIP	03/21/2014	126,167.50	.000	02/15/2033	250,000.00	3.650	4186
9128334V9	220888	2000	US TREASURY STRIP	02/13/2015	25,527.60	.000	02/15/2033	40,000.00	2.510	4186
9128334V9	222337	2000	US TREASURY STRIP	04/30/2015	25,347.60	.000	02/15/2033	40,000.00	2.580	4186
9128334V9	225731	2000	USTREASURYSTRIIP	03/17/2016	26,375.60	.000	02/15/2033	40,000.00	2.477	4186
9128334V9	225743	2000	USTREASURYSTRIIP	03/17/2016	12,048.28	.000	02/15/2033	18,250.00	2.470	4186
9128334V9	229669	2000	S 0 02-15-33	02/24/2017	32,802.64	.000	02/15/2033	52,000.00	2.905	4186
9128334V9	230027	2000	S 0 02-15-33	03/24/2017	252,100.00	.000	02/15/2033	400,000.00	2.925	4186
9128334V9	230122	2000	S 0 02-15-33	03/30/2017	159,667.50	.000	02/15/2033	250,000.00	2.843	4186
9128334V9	230225	2000	S 0 02-15-33	04/06/2017	32,168.00	.000	02/15/2033	50,000.00	2.800	4186
9128334V9	230339	2000	S 0 02-15-33	04/17/2017	26,039.20	.000	02/15/2033	40,000.00	2.730	4186
9128334V9	230979	2000	S 0 02-15-33	04/28/2017	162,880.00	.000	02/15/2033	250,000.00	2.730	4186
9128334V9	235206	2000	S 0 02-15-33	02/15/2018	25,364.80	.000	02/15/2033	40,000.00	3.060	4186
9128334V9	235376	2000	S 0 02-15-33	03/01/2018	25,394.40	.000	02/15/2033	40,000.00	3.060	4186
9128334V9	235401	2000	S 0 02-15-33	03/01/2018	25,304.00	.000	02/15/2033	40,000.00	3.084	4186
9128334V9	235461	2000	S 0 02-15-33	03/05/2018	126,176.00	.000	02/15/2033	200,000.00	3.105	4186
9128334V9	235534	2000	S 0 02-15-33	03/08/2018	25,373.20	.000	02/15/2033	40,000.00	3.070	4186
9128334V9	236291	2000	S 0 02-15-33	04/26/2018	25,254.80	.000	02/15/2033	40,000.00	3.130	4186
9128334V9	244743	2000	S 0 02-15-33	03/19/2020	35,533.60	.000	02/15/2033	40,000.00	.919	4186
9128334V9	244856	2000	S 0 02-15-33	04/02/2020	22,242.75	.000	02/15/2033	25,000.00	.910	4186
9128334V9	249119	2000	S 0 02-15-33	03/12/2021	32,072.00	.000	02/15/2033	40,000.00	1.860	4186



Run Date: 9/2/2021 8:33:06 AM

Investments Outstanding As Of Date: 8/31/2021

INVENTORY BY MATURITY REPORT

CUSIP	Investment #	Fund	Issuer	Purchase Date	Current Book	Current Rate	Maturity Date	Current Par	YTM	Days to Maturity
9128334V9	249146	2000	S 0 02-15-33	03/12/2021	64,129.60	.000	02/15/2033	80,000.00	1.862	4186
9128334V9	250121	2000	S 0 02-15-33	05/03/2021	31,889.20	.000	02/15/2033	40,000.00	1.932	4186
9128337T1	186347	2010	US TREASURY STRIP	05/22/2008	2,332,634.10	.000	05/15/2033	7,538,000.00	4.751	4275
9128337T1	186677	2000	US TREASURY STRIP	06/09/2008	7,699.50	.000	05/15/2033	25,000.00	4.780	4275
9128337T1	187240	2000	US TREASURY STRIP	07/11/2008	3,258.10	.000	05/15/2033	10,000.00	4.565	4275
9128337T1	197116	2000	US TREASURY STRIP	05/11/2010	109,083.49	.000	05/15/2033	306,000.00	4.533	4275
9128337T1	197209	2000	US TREASURY STRIP	05/14/2010	8,693.75	.000	05/15/2033	25,000.00	4.645	4275
9128337T1	198716	2000	US TREASURY STRIP	07/13/2010	38,350.00	.000	05/15/2033	100,000.00	4.241	4275
9128337T1	218195	2000	US TREASURY STRIP	06/26/2014	26,236.00	.000	05/15/2033	50,000.00	3.444	4275
9128337T1	218221	2000	US TREASURY STRIP	06/27/2014	26,142.00	.000	05/15/2033	50,000.00	3.464	4275
9128337T1	218591	2000	US TREASURY STRIP	07/31/2014	27,307.50	.000	05/15/2033	50,000.00	3.245	4275
9128337T1	222635	2000	US TREASURY STRIP	05/21/2015	146,737.50	.000	05/15/2033	250,000.00	2.985	4275
9128337T1	226892	2000	US TREASURY STRI ZERO-% 5	05/26/2016	80,301.60	.000	05/15/2033	120,000.00	2.381	4275
9128337T1	227326	2000	US TREASURY STRI ZERO-% 5	07/15/2016	36,186.50	.000	05/15/2033	50,000.00	1.930	4275
9128337T1	227509	2000	US TREASURY STRI ZERO-% 5	07/29/2016	28,468.80	.000	05/15/2033	40,000.00	2.035	4275
9128337T1	227681	2000	US TREASURY STRI ZERO-% 5	08/12/2016	71,286.00	.000	05/15/2033	100,000.00	2.030	4275
9128337T1	231315	2000	S 0 05-15-33	05/11/2017	25,498.80	.000	05/15/2033	40,000.00	2.832	4275
9128337T1	231588	2000	S 0 05-15-33	06/02/2017	26,160.00	.000	05/15/2033	40,000.00	2.680	4275
9128337T1	237025	2000	S 0 05-15-33	06/14/2018	25,315.60	.000	05/15/2033	40,000.00	3.090	4275
9128337T1	237312	2000	S 0 05-15-33	07/06/2018	25,758.80	.000	05/15/2033	40,000.00	2.984	4275
9128337T1	237401	2000	S 0 05-15-33	07/12/2018	25,758.00	.000	05/15/2033	40,000.00	2.987	4275
9128337T1	241266	2000	S 0 05-15-33	05/09/2019	27,428.40	.000	05/15/2033	40,000.00	2.710	4275
9128337T1	241690	2000	S 0 05-15-33	06/21/2019	29,118.00	.000	05/15/2033	40,000.00	2.298	4275
9128337T1	241915	2000	S 0 05-15-33	07/11/2019	29,232.00	.000	05/15/2033	40,000.00	2.278	4275
9128337T1	242034	2000	S 0 05-15-33	07/22/2019	181,435.00	.000	05/15/2033	250,000.00	2.334	4275
9128337T1	242109	2000	S 0 05-15-33	07/26/2019	29,267.20	.000	05/15/2033	40,000.00	2.276	4275
9128337T1	245855	2000	S 0 05-15-33	05/18/2020	35,458.80	.000	05/15/2033	40,000.00	.930	4275
9128337T1	246035	2000	S 0 05-15-33	06/12/2020	34,584.00	.000	05/15/2033	40,000.00	1.129	4275
9128337T1	246097	2000	S 0 05-15-33	06/19/2020	34,848.40	.000	05/15/2033	40,000.00	1.071	4275
9128337T1	246264	2000	S 0 05-15-33	07/16/2020	35,555.60	.000	05/15/2033	40,000.00	.920	4275
9128337T1	246284	2000	S 0 05-15-33	07/16/2020	35,555.60	.000	05/15/2033	40,000.00	.920	4275
9128337T1	246325	2000	S 0 05-15-33	07/20/2020	35,604.80	.000	05/15/2033	40,000.00	.910	4275
9128337T1	250348	2000	S 0 05-15-33	05/10/2021	63,476.80	.000	05/15/2033	80,000.00	1.935	4275



Run Date: 9/2/2021 8:33:06 AM

Investments Outstanding As Of Date: 8/31/2021

INVENTORY BY MATURITY REPORT

CUSIP	Investment #	Fund	Issuer	Purchase Date	Current Book	Current Rate	Maturity Date	Current Par	YTM	Days to Maturity
9128337T1	250724	2000	S 0 05-15-33	06/11/2021	31,999.20	.000	05/15/2033	40,000.00	1.880	4275
9128337T1	251124	2000	S 0 05-15-33	07/15/2021	32,845.20	.000	05/15/2033	40,000.00	1.672	4275
9128337T1	251148	2000	S 0 05-15-33	07/15/2021	164,486.00	.000	05/15/2033	200,000.00	1.659	4275
9128337T1	251361	2000	S 0 05-15-33	07/30/2021	33,398.00	.000	05/15/2033	40,000.00	1.535	4275
9128337T1	251394	2000	S 0 05-15-33	08/02/2021	83,217.00	.000	05/15/2033	100,000.00	1.565	4275
9128334W7	188175	2010	US TREASURY STRIP	09/22/2008	202,705.92	.000	08/15/2033	576,000.00	4.239	4367
9128334W7	218849	2000	US TREASURY STRIP	08/28/2014	222,368.00	.000	08/15/2033	400,000.00	3.120	4367
9128334W7	219041	2000	US TREASURY STRIP	09/18/2014	53,750.00	.000	08/15/2033	100,000.00	3.311	4367
9128334W7	219274	2000	US TREASURY STRIP	10/17/2014	23,088.80	.000	08/15/2033	40,000.00	2.940	4367
9128334W7	224327	2000	USTREASURYSTRIP	10/08/2015	61,680.00	.000	08/15/2033	100,000.00	2.725	4367
9128334W7	224495	2000	USTREASURYSTRIP	10/22/2015	61,689.00	.000	08/15/2033	100,000.00	2.730	4367
9128334W7	224557	2000	USTREASURYSTRIP	10/29/2015	24,678.00	.000	08/15/2033	40,000.00	2.732	4367
9128334W7	228096	2000	US TREASURY STRI ZERO-% 8	09/23/2016	34,520.50	.000	08/15/2033	50,000.00	2.205	4367
9128334W7	228277	2000	US TREASURY STRI ZERO-% 8	10/14/2016	170,105.00	.000	08/15/2033	250,000.00	2.300	4367
9128334W7	234140	2000	S 0 08-15-33	10/26/2017	26,058.40	.000	08/15/2033	40,000.00	2.730	4367
9128334W7	234164	2000	S 0 08-15-33	10/26/2017	32,624.00	.000	08/15/2033	50,000.00	2.720	4367
9128334W7	234199	2000	S 0 08-15-33	10/27/2017	16,237.00	.000	08/15/2033	25,000.00	2.750	4367
9128334W7	237885	2000	S 0 08-15-33	08/23/2018	77,162.40	.000	08/15/2033	120,000.00	2.970	4367
9128334W7	237905	2000	S 0 08-15-33	08/23/2018	25,720.80	.000	08/15/2033	40,000.00	2.970	4367
9128334W7	237942	2000	S 0 08-15-33	08/23/2018	160,577.50	.000	08/15/2033	250,000.00	2.977	4367
9128334W7	238219	2000	S 0 08-15-33	09/13/2018	25,410.40	.000	08/15/2033	40,000.00	3.064	4367
9128334W7	238680	2000	S 0 08-15-33	10/25/2018	245,112.00	.000	08/15/2033	400,000.00	3.335	4367
9128334W7	242350	2000	S 0 08-15-33	08/19/2019	19,456.75	.000	08/15/2033	25,000.00	1.800	4367
9128334W7	242579	2000	S 0 08-15-33	09/06/2019	78,859.00	.000	08/15/2033	100,000.00	1.711	4367
9128334W7	242672	2000	S 0 08-15-33	09/12/2019	61,834.40	.000	08/15/2033	80,000.00	1.858	4367
9128334W7	242809	2000	S 0 08-15-33	09/23/2019	189,880.00	.000	08/15/2033	250,000.00	1.990	4367
9128334W7	246487	2000	S 0 08-15-33	08/10/2020	35,950.00	.000	08/15/2033	40,000.00	.822	4367
9128334W7	246792	2000	US Treasury Strip 08,15,2033	09/18/2020	70,375.85	.000	08/15/2033	80,000.00	.996	4367
9128334W7	247012	2000	S 0 08-15-33	10/13/2020	34,625.20	.000	08/15/2033	40,000.00	1.127	4367
9128334W7	247139	2000	S 0 08-15-33	10/22/2020	34,736.41	.000	08/15/2033	40,000.00	1.104	4367
9128334W7	251656	2000	S 0 08-15-33	08/19/2021	33,280.00	.000	08/15/2033	40,000.00	1.540	4367
9128337U8	189275	2000	US TREASURY STRIP	11/21/2008	1,727.25	.000	11/15/2033	5,000.00	4.300	4459
9128337U8	216426	2000	US TREASURY STRIP	01/09/2014	45,822.00	.000	11/15/2033	100,000.00	3.971	4459



Run Date: 9/2/2021 8:33:06 AM

Investments Outstanding As Of Date: 8/31/2021

INVENTORY BY MATURITY REPORT

CUSIP	Investment #	Fund	Issuer	Purchase Date	Current Book	Current Rate	Maturity Date	Current Par	YTM	Days to Maturity
9128337U8	219703	2000	US TREASURY STRIP	11/20/2014	141,650.00	.000	11/15/2033	250,000.00	3.015	4459
9128337U8	220256	2000	US TREASURY STRIP	01/09/2015	31,833.00	.000	11/15/2033	50,000.00	2.410	4459
9128337U8	220358	2000	US TREASURY STRIP	01/20/2015	63,356.00	.000	11/15/2033	100,000.00	2.440	4459
9128337U8	220446	2000	US TREASURY STRIP	01/26/2015	64,873.00	.000	11/15/2033	100,000.00	2.315	4459
9128337U8	220465	2000	US TREASURY STRIP	01/26/2015	32,367.00	.000	11/15/2033	50,000.00	2.327	4459
9128337U8	220485	2000	US TREASURY STRIP	01/26/2015	25,843.20	.000	11/15/2033	40,000.00	2.337	4459
9128337U8	220513	2000	US TREASURY STRIP	01/27/2015	162,342.50	.000	11/15/2033	250,000.00	2.310	4459
9128337U8	220617	2000	US TREASURY STRIP	01/29/2015	161,355.00	.000	11/15/2033	250,000.00	2.344	4459
9128337U8	225031	2000	USTREASURYSTRIP	12/24/2015	152,427.50	.000	11/15/2033	250,000.00	2.784	4459
9128337U8	225334	2000	USTREASURYSTRIP	02/04/2016	62,696.00	.000	11/15/2033	100,000.00	2.644	4459
9128337U8	228582	2000	US TREASURY STRI ZERO-% 1	11/14/2016	11,987.82	.000	11/15/2033	18,000.00	2.405	4459
9128337U8	229103	2000	S 0 11-15-33	01/12/2017	12,397.80	.000	11/15/2033	20,000.00	2.860	4459
9128337U8	229134	2000	S 0 11-15-33	01/12/2017	12,397.80	.000	11/15/2033	20,000.00	2.860	4459
9128337U8	229281	2000	S 0 11-15-33	01/26/2017	154,120.00	.000	11/15/2033	250,000.00	2.900	4459
9128337U8	229400	2000	S 0 11-15-33	02/02/2017	24,429.20	.000	11/15/2033	40,000.00	2.960	4459
9128337U8	234368	2000	S 0 11-15-33	11/16/2017	64,806.00	.000	11/15/2033	100,000.00	2.730	4459
9128337U8	234940	2000	S 0 11-15-33	01/25/2018	25,536.00	.000	11/15/2033	40,000.00	2.860	4459
9128337U8	235067	2000	S 0 11-15-33	02/02/2018	25,354.00	.000	11/15/2033	40,000.00	2.910	4459
9128337U8	243394	2000	S 0 11-15-33	11/15/2019	29,390.00	.000	11/15/2033	40,000.00	2.214	4459
9128337U8	243637	2000	S 0 11-15-33	12/09/2019	30,188.00	.000	11/15/2033	40,000.00	2.030	4459
9128337U8	243730	2000	S 0 11-15-33	12/16/2019	29,951.20	.000	11/15/2033	40,000.00	2.090	4459
9128337U8	247337	2000	S 0 11-15-33	11/06/2020	34,117.60	.000	11/15/2033	40,000.00	1.225	4459
9128337U8	247477	2000	S 0 11-15-33	11/19/2020	68,066.40	.000	11/15/2033	80,000.00	1.248	4459
9128337U8	247642	2000	S 0 11-15-33	12/03/2020	34,366.80	.000	11/15/2033	40,000.00	1.176	4459
9128337U8	247794	2000	S 0 11-15-33	12/14/2020	33,892.62	.000	11/15/2033	40,000.00	1.287	4459
9128337U8	247854	2000	S 0 11-15-33	12/17/2020	34,186.80	.000	11/15/2033	40,000.00	1.220	4459
9128334X5	185241	2000	US TREASURY STRIP	03/27/2008	3,250.00	.000	02/15/2034	10,000.00	6.638	4551
9128334X5	185637	2000	US TREASURY STRIP	04/16/2008	3,300.00	.000	02/15/2034	10,000.00	6.546	4551
9128334X5	185897	2000	US TREASURY STRIP	04/28/2008	7,851.25	.000	02/15/2034	25,000.00	6.844	4551
9128334X5	191134	2000	US TREASURY STRIP	04/13/2009	2,050.00	.000	02/15/2034	5,000.00	5.248	4551
9128334X5	213371	2000	US TREASURY STRIP	03/28/2013	51,738.00	.000	02/15/2034	100,000.00	3.865	4551
9128334X5	220890	2000	US TREASURY STRIP	02/13/2015	24,852.00	.000	02/15/2034	40,000.00	2.784	4551
9128334X5	222338	2000	US TREASURY STRIP	04/30/2015	24,569.20	.000	02/15/2034	40,000.00	2.852	4551



Run Date: 9/2/2021 8:33:06 AM

Investments Outstanding As Of Date: 8/31/2021

INVENTORY BY MATURITY REPORT

CUSIP	Investment #	Fund	Issuer	Purchase Date	Current Book	Current Rate	Maturity Date	Current Par	YTM	Days to Maturity
9128334X5	225733	2000	USTREASURYSTRIP	03/17/2016	25,461.20	.000	02/15/2034	40,000.00	2.642	4551
9128334X5	225745	2000	USTREASURYSTRIP	03/17/2016	11,632.00	.000	02/15/2034	18,250.00	2.634	4551
9128334X5	229670	2000	S 0 02-15-34	02/24/2017	31,631.08	.000	02/15/2034	52,000.00	2.950	4551
9128334X5	230028	2000	S 0 02-15-34	03/24/2017	243,056.00	.000	02/15/2034	400,000.00	2.970	4551
9128334X5	230123	2000	S 0 02-15-34	03/30/2017	154,300.00	.000	02/15/2034	250,000.00	2.879	4551
9128334X5	230226	2000	S 0 02-15-34	04/06/2017	31,027.00	.000	02/15/2034	50,000.00	2.850	4551
9128334X5	230340	2000	S 0 02-15-34	04/17/2017	25,133.20	.000	02/15/2034	40,000.00	2.780	4551
9128334X5	230980	2000	S 0 02-15-34	04/28/2017	157,215.00	.000	02/15/2034	250,000.00	2.780	4551
9128334X5	235207	2000	S 0 02-15-34	02/15/2018	24,567.20	.000	02/15/2034	40,000.00	3.070	4551
9128334X5	235377	2000	S 0 02-15-34	03/01/2018	24,557.60	.000	02/15/2034	40,000.00	3.080	4551
9128334X5	235402	2000	S 0 02-15-34	03/01/2018	24,468.40	.000	02/15/2034	40,000.00	3.103	4551
9128334X5	235462	2000	S 0 02-15-34	03/05/2018	122,174.00	.000	02/15/2034	200,000.00	3.114	4551
9128334X5	235535	2000	S 0 02-15-34	03/08/2018	24,554.80	.000	02/15/2034	40,000.00	3.084	4551
9128334X5	236292	2000	S 0 02-15-34	04/26/2018	24,482.80	.000	02/15/2034	40,000.00	3.130	4551
9128334X5	244744	2000	S 0 02-15-34	03/19/2020	35,112.00	.000	02/15/2034	40,000.00	.939	4551
9128334X5	244857	2000	S 0 02-15-34	04/02/2020	21,860.00	.000	02/15/2034	25,000.00	.970	4551
9128334X5	249120	2000	S 0 02-15-34	03/12/2021	31,182.80	.000	02/15/2034	40,000.00	1.935	4551
9128334X5	249147	2000	S 0 02-15-34	03/12/2021	62,349.60	.000	02/15/2034	80,000.00	1.937	4551
9128334X5	250122	2000	S 0 02-15-34	05/03/2021	31,010.00	.000	02/15/2034	40,000.00	2.001	4551
9128337V6	186678	2000	US TREASURY STRIP	06/09/2008	7,362.75	.000	05/15/2034	25,000.00	4.770	4640
9128337V6	187241	2000	US TREASURY STRIP	07/11/2008	3,117.50	.000	05/15/2034	10,000.00	4.561	4640
9128337V6	197117	2000	US TREASURY STRIP	05/11/2010	104,429.23	.000	05/15/2034	306,000.00	4.528	4640
9128337V6	197210	2000	US TREASURY STRIP	05/14/2010	8,303.75	.000	05/15/2034	25,000.00	4.645	4640
9128337V6	198717	2000	US TREASURY STRIP	07/13/2010	36,650.00	.000	05/15/2034	100,000.00	4.255	4640
9128337V6	222633	2000	US TREASURY STRIP	05/21/2015	141,057.50	.000	05/15/2034	250,000.00	3.037	4640
9128337V6	226893	2000	US TREASURY STRI ZERO-% 5	05/26/2016	77,565.60	.000	05/15/2034	120,000.00	2.443	4640
9128337V6	227327	2000	US TREASURY STRI ZERO-% 5	07/15/2016	35,154.50	.000	05/15/2034	50,000.00	1.985	4640
9128337V6	227510	2000	US TREASURY NOTE ZERO-%	07/29/2016	27,629.20	.000	05/15/2034	40,000.00	2.090	4640
9128337V6	227682	2000	US TREASURY STRI ZERO-% 5	08/12/2016	69,127.00	.000	05/15/2034	100,000.00	2.090	4640
9128337V6	231292	2000	S 0 05-15-34	05/11/2017	24,601.20	.000	05/15/2034	40,000.00	2.878	4640
9128337V6	231590	2000	S 0 05-15-34	06/02/2017	25,260.40	.000	05/15/2034	40,000.00	2.730	4640
9128337V6	237024	2000	S 0 05-15-34	06/14/2018	24,512.80	.000	05/15/2034	40,000.00	3.100	4640
9128337V6	237313	2000	S 0 05-15-34	07/06/2018	24,991.20	.000	05/15/2034	40,000.00	2.988	4640



Run Date: 9/2/2021 8:33:06 AM

Investments Outstanding As Of Date: 8/31/2021

INVENTORY BY MATURITY REPORT

CUSIP	Investment #	Fund	Issuer	Purchase Date	Current Book	Current Rate	Maturity Date	Current Par	YTM	Days to Maturity
9128337V6	237400	2000	S 0 05-15-34	07/12/2018	25,022.40	.000	05/15/2034	40,000.00	2.983	4640
9128337V6	241267	2000	S 0 05-15-34	05/09/2019	26,542.40	.000	05/15/2034	40,000.00	2.750	4640
9128337V6	241691	2000	S 0 05-15-34	06/21/2019	28,318.40	.000	05/15/2034	40,000.00	2.331	4640
9128337V6	241916	2000	S 0 05-15-34	07/11/2019	28,412.40	.000	05/15/2034	40,000.00	2.317	4640
9128337V6	242035	2000	S 0 05-15-34	07/22/2019	176,242.50	.000	05/15/2034	250,000.00	2.374	4640
9128337V6	242110	2000	S 0 05-15-34	07/26/2019	28,412.00	.000	05/15/2034	40,000.00	2.324	4640
9128337V6	245856	2000	S 0 05-15-34	05/18/2020	34,906.80	.000	05/15/2034	40,000.00	.976	4640
9128337V6	246036	2000	S 0 05-15-34	06/12/2020	33,951.20	.000	05/15/2034	40,000.00	1.181	4640
9128337V6	246098	2000	S 0 05-15-34	06/19/2020	34,212.00	.000	05/15/2034	40,000.00	1.127	4640
9128337V6	246265	2000	S 0 05-15-34	07/16/2020	34,989.20	.000	05/15/2034	40,000.00	.970	4640
9128337V6	246285	2000	S 0 05-15-34	07/16/2020	34,989.20	.000	05/15/2034	40,000.00	.970	4640
9128337V6	246326	2000	S 0 05-15-34	07/20/2020	35,089.20	.000	05/15/2034	40,000.00	.950	4640
9128337V6	250349	2000	S 0 05-15-34	05/10/2021	61,747.20	.000	05/15/2034	80,000.00	2.000	4640
9128337V6	250725	2000	S 0 05-15-34	06/11/2021	31,205.60	.000	05/15/2034	40,000.00	1.930	4640
9128337V6	251125	2000	S 0 05-15-34	07/15/2021	32,077.20	.000	05/15/2034	40,000.00	1.727	4640
9128337V6	251149	2000	S 0 05-15-34	07/15/2021	160,664.00	.000	05/15/2034	200,000.00	1.714	4640
9128337V6	251362	2000	S 0 05-15-34	07/30/2021	32,645.60	.000	05/15/2034	40,000.00	1.594	4640
9128337V6	251395	2000	S 0 05-15-34	08/02/2021	81,308.00	.000	05/15/2034	100,000.00	1.625	4640
9128334Y3	218850	2000	US TREASURY STRIP	08/28/2014	214,320.00	.000	08/15/2034	400,000.00	3.150	4732
9128334Y3	219276	2000	US TREASURY STRIP	10/17/2014	22,337.20	.000	08/15/2034	40,000.00	2.960	4732
9128334Y3	224328	2000	USTREASURYSTRIP	10/08/2015	59,532.00	.000	08/15/2034	100,000.00	2.770	4732
9128334Y3	224466	2000	USTREASURYSTRIP	10/22/2015	59,484.00	.000	08/15/2034	100,000.00	2.780	4732
9128334Y3	224558	2000	USTREASURYSTRIP	10/29/2015	23,804.40	.000	08/15/2034	40,000.00	2.780	4732
9128334Y3	228097	2000	US TREASURY STRI ZERO-% 8	09/23/2016	33,415.00	.000	08/15/2034	50,000.00	2.265	4732
9128334Y3	228278	2000	US TREASURY STRI ZERO-% 8	10/14/2016	164,655.00	.000	08/15/2034	250,000.00	2.355	4732
9128334Y3	234141	2000	S 0 08-15-34	10/26/2017	25,235.60	.000	08/15/2034	40,000.00	2.760	4732
9128334Y3	234165	2000	S 0 08-15-34	10/26/2017	31,596.50	.000	08/15/2034	50,000.00	2.750	4732
9128334Y3	234200	2000	S 0 08-15-34	10/27/2017	15,721.25	.000	08/15/2034	25,000.00	2.780	4732
9128334Y3	237884	2000	S 0 08-15-34	08/23/2018	74,920.80	.000	08/15/2034	120,000.00	2.970	4732
9128334Y3	237906	2000	S 0 08-15-34	08/23/2018	24,973.60	.000	08/15/2034	40,000.00	2.970	4732
9128334Y3	237943	2000	S 0 08-15-34	08/23/2018	155,855.00	.000	08/15/2034	250,000.00	2.979	4732
9128334Y3	238220	2000	S 0 08-15-34	09/13/2018	24,618.40	.000	08/15/2034	40,000.00	3.072	4732
9128334Y3	238679	2000	S 0 08-15-34	10/25/2018	236,588.00	.000	08/15/2034	400,000.00	3.350	4732



Run Date: 9/2/2021 8:33:06 AM

Investments Outstanding As Of Date: 8/31/2021

INVENTORY BY MATURITY REPORT

CUSIP	Investment #	Fund	Issuer	Purchase Date	Current Book	Current Rate	Maturity Date	Current Par	YTM	Days to Maturity
9128334Y3	242351	2000	S 0 08-15-34	08/19/2019	18,998.00	.000	08/15/2034	25,000.00	1.840	4732
9128334Y3	242580	2000	S 0 08-15-34	09/06/2019	77,009.00	.000	08/15/2034	100,000.00	1.756	4732
9128334Y3	242673	2000	S 0 08-15-34	09/12/2019	60,343.20	.000	08/15/2034	80,000.00	1.898	4732
9128334Y3	242810	2000	S 0 08-15-34	09/23/2019	185,200.00	.000	08/15/2034	250,000.00	2.025	4732
9128334Y3	246488	2000	S 0 08-15-34	08/10/2020	35,457.60	.000	08/15/2034	40,000.00	.862	4732
9128334Y3	246793	2000	US Treasury Strip 08,15,2034	09/18/2020	69,180.89	.000	08/15/2034	80,000.00	1.048	4732
9128334Y3	247013	2000	S 0 08-15-34	10/13/2020	34,003.60	.000	08/15/2034	40,000.00	1.177	4732
9128334Y3	247140	2000	S 0 08-15-34	10/22/2020	34,097.47	.000	08/15/2034	40,000.00	1.159	4732
9128334Y3	251657	2000	S 0 08-15-34	08/19/2021	32,541.60	.000	08/15/2034	40,000.00	1.595	4732
9128337W4	189276	2000	US TREASURY STRIP	11/21/2008	1,676.50	.000	11/15/2034	5,000.00	4.250	4824
9128337W4	220257	2000	US TREASURY STRIP	01/09/2015	31,018.50	.000	11/15/2034	50,000.00	2.420	4824
9128337W4	220359	2000	US TREASURY STRIP	01/20/2015	61,815.00	.000	11/15/2034	100,000.00	2.442	4824
9128337W4	220447	2000	US TREASURY STRIP	01/26/2015	63,458.00	.000	11/15/2034	100,000.00	2.310	4824
9128337W4	220466	2000	US TREASURY STRIP	01/26/2015	31,645.50	.000	11/15/2034	50,000.00	2.324	4824
9128337W4	220486	2000	US TREASURY STRIP	01/26/2015	25,269.20	.000	11/15/2034	40,000.00	2.333	4824
9128337W4	220514	2000	US TREASURY STRIP	01/27/2015	158,657.50	.000	11/15/2034	250,000.00	2.310	4824
9128337W4	220619	2000	US TREASURY STRIP	01/29/2015	157,825.00	.000	11/15/2034	250,000.00	2.337	4824
9128337W4	225032	2000	USTREASURYSTRI	12/24/2015	146,947.50	.000	11/15/2034	250,000.00	2.832	4824
9128337W4	225335	2000	USTREASURYSTRI	02/04/2016	60,693.00	.000	11/15/2034	100,000.00	2.677	4824
9128337W4	228583	2000	US TREASURY STRI ZERO-% 1	11/14/2016	11,594.88	.000	11/15/2034	18,000.00	2.458	4824
9128337W4	229106	2000	S 0 11-15-34	01/12/2017	11,966.20	.000	11/15/2034	20,000.00	2.900	4824
9128337W4	229135	2000	S 0 11-15-34	01/12/2017	11,966.20	.000	11/15/2034	20,000.00	2.900	4824
9128337W4	229282	2000	S 0 11-15-34	01/26/2017	148,697.50	.000	11/15/2034	250,000.00	2.940	4824
9128337W4	229401	2000	S 0 11-15-34	02/02/2017	23,556.00	.000	11/15/2034	40,000.00	3.000	4824
9128337W4	234369	2000	S 0 11-15-34	11/16/2017	62,756.00	.000	11/15/2034	100,000.00	2.760	4824
9128337W4	234941	2000	S 0 11-15-34	01/25/2018	24,780.00	.000	11/15/2034	40,000.00	2.870	4824
9128337W4	235069	2000	S 0 11-15-34	02/02/2018	24,591.20	.000	11/15/2034	40,000.00	2.920	4824
9128337W4	243395	2000	S 0 11-15-34	11/15/2019	28,580.40	.000	11/15/2034	40,000.00	2.254	4824
9128337W4	243638	2000	S 0 11-15-34	12/09/2019	29,410.00	.000	11/15/2034	40,000.00	2.070	4824
9128337W4	243731	2000	S 0 11-15-34	12/16/2019	29,205.20	.000	11/15/2034	40,000.00	2.120	4824
9128337W4	247338	2000	S 0 11-15-34	11/06/2020	33,446.40	.000	11/15/2034	40,000.00	1.280	4824
9128337W4	247478	2000	S 0 11-15-34	11/19/2020	66,732.00	.000	11/15/2034	80,000.00	1.301	4824
9128337W4	247643	2000	S 0 11-15-34	12/03/2020	33,741.20	.000	11/15/2034	40,000.00	1.223	4824



Run Date: 9/2/2021 8:33:06 AM

Investments Outstanding As Of Date: 8/31/2021

INVENTORY BY MATURITY REPORT

CUSIP	Investment #	Fund	Issuer	Purchase Date	Current Book	Current Rate	Maturity Date	Current Par	YTM	Days to Maturity
9128337W4	247795	2000	S 0 11-15-34	12/14/2020	33,214.12	.000	11/15/2034	40,000.00	1.340	4824
9128337W4	247855	2000	S 0 11-15-34	12/17/2020	33,540.80	.000	11/15/2034	40,000.00	1.270	4824
9128334Z0	185242	2000	US TREASURY STRIP	03/27/2008	3,120.00	.000	02/15/2035	10,000.00	4.379	4916
9128334Z0	185632	2000	US TREASURY STRIP	04/16/2008	3,150.00	.000	02/15/2035	10,000.00	4.352	4916
9128334Z0	185898	2000	US TREASURY STRIP	04/28/2008	7,546.00	.000	02/15/2035	25,000.00	4.520	4916
9128334Z0	191135	2000	US TREASURY STRIP	04/13/2009	2,000.00	.000	02/15/2035	5,000.00	3.577	4916
9128334Z0	213372	2000	US TREASURY STRIP	03/28/2013	49,712.00	.000	02/15/2035	100,000.00	3.219	4916
9128334Z0	220880	2000	US TREASURY STRIP	02/13/2015	24,189.60	.000	02/15/2035	40,000.00	2.530	4916
9128334Z0	222339	2000	US TREASURY STRIP	04/30/2015	23,800.40	.000	02/15/2035	40,000.00	2.640	4916
9128334Z0	225736	2000	USTREASURYSTRIP	03/17/2016	24,701.20	.000	02/15/2035	40,000.00	2.565	4916
9128334Z0	225746	2000	USTREASURYSTRIP	03/17/2016	11,279.79	.000	02/15/2035	18,250.00	2.560	4916
9128334Z0	229671	2000	S 0 02-15-35	02/24/2017	30,528.16	.000	02/15/2035	52,000.00	2.985	4916
9128334Z0	230029	2000	S 0 02-15-35	03/24/2017	234,748.00	.000	02/15/2035	400,000.00	3.000	4916
9128334Z0	230124	2000	S 0 02-15-35	03/30/2017	148,977.50	.000	02/15/2035	250,000.00	2.916	4916
9128334Z0	230227	2000	S 0 02-15-35	04/06/2017	29,949.50	.000	02/15/2035	50,000.00	2.890	4916
9128334Z0	230341	2000	S 0 02-15-35	04/17/2017	24,277.20	.000	02/15/2035	40,000.00	2.820	4916
9128334Z0	230981	2000	S 0 02-15-35	04/28/2017	151,595.00	.000	02/15/2035	250,000.00	2.830	4916
9128334Z0	235208	2000	S 0 02-15-35	02/15/2018	23,790.00	.000	02/15/2035	40,000.00	3.080	4916
9128334Z0	235378	2000	S 0 02-15-35	03/01/2018	23,778.40	.000	02/15/2035	40,000.00	3.090	4916
9128334Z0	235403	2000	S 0 02-15-35	03/01/2018	23,674.80	.000	02/15/2035	40,000.00	3.116	4916
9128334Z0	235463	2000	S 0 02-15-35	03/05/2018	118,220.00	.000	02/15/2035	200,000.00	3.126	4916
9128334Z0	235536	2000	S 0 02-15-35	03/08/2018	23,759.20	.000	02/15/2035	40,000.00	3.098	4916
9128334Z0	236293	2000	S 0 02-15-35	04/26/2018	23,734.00	.000	02/15/2035	40,000.00	3.130	4916
9128334Z0	244745	2000	S 0 02-15-35	03/19/2020	34,696.80	.000	02/15/2035	40,000.00	.956	4916
9128334Z0	244858	2000	S 0 02-15-35	04/02/2020	21,585.50	.000	02/15/2035	25,000.00	.990	4916
9128334Z0	249121	2000	S 0 02-15-35	03/12/2021	29,900.00	.000	02/15/2035	40,000.00	2.100	4916
9128334Z0	249148	2000	S 0 02-15-35	03/12/2021	60,512.80	.000	02/15/2035	80,000.00	2.014	4916
9128334Z0	250123	2000	S 0 02-15-35	05/03/2021	30,159.20	.000	02/15/2035	40,000.00	2.059	4916
912833X88	186679	2000	US TREASURY STRIP	06/09/2008	7,060.75	.000	05/15/2035	25,000.00	4.750	5005
912833X88	187242	2000	US TREASURY STRIP	07/11/2008	2,998.90	.000	05/15/2035	10,000.00	4.537	5005
912833X88	197118	2000	US TREASURY STRIP	05/11/2010	99,845.35	.000	05/15/2035	306,000.00	4.528	5005
912833X88	197211	2000	US TREASURY STRIP	05/14/2010	7,921.25	.000	05/15/2035	25,000.00	4.650	5005
912833X88	198718	2000	US TREASURY STRIP	07/13/2010	35,200.00	.000	05/15/2035	100,000.00	4.248	5005



Run Date: 9/2/2021 8:33:06 AM

Investments Outstanding As Of Date: 8/31/2021

INVENTORY BY MATURITY REPORT

CUSIP	Investment #	Fund	Issuer	Purchase Date	Current Book	Current Rate	Maturity Date	Current Par	YTM	Days to Maturity
912833X88	226894	2000	US TREASURY STRI ZERO-% 5	05/26/2016	75,168.00	.000	05/15/2035	120,000.00	2.481	5005
912833X88	227328	2000	US TREASURY STRI ZERO-% 5	07/15/2016	34,211.00	.000	05/15/2035	50,000.00	2.025	5005
912833X88	227511	2000	US TREASURY STRI ZERO-% 5	07/29/2016	26,860.00	.000	05/15/2035	40,000.00	2.130	5005
912833X88	227683	2000	US TREASURY STRI ZERO-% 5	08/12/2016	67,204.00	.000	05/15/2035	100,000.00	2.130	5005
912833X88	231293	2000	S 0 05-15-35	05/11/2017	23,751.60	.000	05/15/2035	40,000.00	2.915	5005
912833X88	231592	2000	S 0 05-15-35	06/02/2017	24,411.20	.000	05/15/2035	40,000.00	2.770	5005
912833X88	237022	2000	S 0 05-15-35	06/14/2018	23,770.00	.000	05/15/2035	40,000.00	3.100	5005
912833X88	237325	2000	S 0 05-15-35	07/06/2018	24,273.60	.000	05/15/2035	40,000.00	2.985	5005
912833X88	237399	2000	S 0 05-15-35	07/12/2018	24,313.60	.000	05/15/2035	40,000.00	2.978	5005
912833X88	241268	2000	S 0 05-15-35	05/09/2019	25,745.60	.000	05/15/2035	40,000.00	2.770	5005
912833X88	241692	2000	S 0 05-15-35	06/21/2019	27,530.80	.000	05/15/2035	40,000.00	2.363	5005
912833X88	241917	2000	S 0 05-15-35	07/11/2019	27,624.00	.000	05/15/2035	40,000.00	2.350	5005
912833X88	242033	2000	S 0 05-15-35	07/22/2019	171,195.00	.000	05/15/2035	250,000.00	2.409	5005
912833X88	242111	2000	S 0 05-15-35	07/26/2019	27,585.60	.000	05/15/2035	40,000.00	2.365	5005
912833X88	245857	2000	S 0 05-15-35	05/18/2020	34,317.60	.000	05/15/2035	40,000.00	1.025	5005
912833X88	246037	2000	S 0 05-15-35	06/12/2020	33,296.00	.000	05/15/2035	40,000.00	1.233	5005
912833X88	246099	2000	S 0 05-15-35	06/19/2020	33,605.20	.000	05/15/2035	40,000.00	1.172	5005
912833X88	246266	2000	S 0 05-15-35	07/16/2020	34,499.20	.000	05/15/2035	40,000.00	1.000	5005
912833X88	246286	2000	S 0 05-15-35	07/16/2020	34,499.20	.000	05/15/2035	40,000.00	1.000	5005
912833X88	246327	2000	S 0 05-15-35	07/20/2020	34,584.40	.000	05/15/2035	40,000.00	.984	5005
912833X88	250350	2000	S 0 05-15-35	05/10/2021	60,028.80	.000	05/15/2035	80,000.00	2.060	5005
912833X88	250726	2000	S 0 05-15-35	06/11/2021	30,359.60	.000	05/15/2035	40,000.00	1.990	5005
912833X88	251126	2000	S 0 05-15-35	07/15/2021	31,302.00	.000	05/15/2035	40,000.00	1.780	5005
912833X88	251150	2000	S 0 05-15-35	07/15/2021	156,824.00	.000	05/15/2035	200,000.00	1.766	5005
912833X88	251363	2000	S 0 05-15-35	07/30/2021	31,890.80	.000	05/15/2035	40,000.00	1.649	5005
912833X88	251396	2000	S 0 05-15-35	08/02/2021	79,512.00	.000	05/15/2035	100,000.00	1.670	5005
9128335A4	218851	2000	US TREASURY STRIP	08/28/2014	207,300.00	.000	08/15/2035	400,000.00	3.160	5097
9128335A4	219278	2000	US TREASURY STRIP	10/17/2014	21,646.00	.000	08/15/2035	40,000.00	2.970	5097
9128335A4	224467	2000	USTREASURYSTRI	10/22/2015	57,751.00	.000	08/15/2035	100,000.00	2.790	5097
9128335A4	224559	2000	USTREASURYSTRI	10/29/2015	23,111.20	.000	08/15/2035	40,000.00	2.790	5097
9128335A4	228098	2000	US TREASURY STRI ZERO-% 8	09/23/2016	32,397.00	.000	08/15/2035	50,000.00	2.310	5097
9128335A4	228279	2000	US TREASURY STRI ZERO-% 8	10/14/2016	159,355.00	.000	08/15/2035	250,000.00	2.405	5097
9128335A4	234142	2000	S 0 08-15-35	10/26/2017	24,467.20	.000	08/15/2035	40,000.00	2.780	5097



Run Date: 9/2/2021 8:33:06 AM

Investments Outstanding As Of Date: 8/31/2021

INVENTORY BY MATURITY REPORT

CUSIP	Investment #	Fund	Issuer	Purchase Date	Current Book	Current Rate	Maturity Date	Current Par	YTM	Days to Maturity
9128335A4	234166	2000	S 0 08-15-35	10/26/2017	30,584.00	.000	08/15/2035	50,000.00	2.780	5097
9128335A4	234201	2000	S 0 08-15-35	10/27/2017	15,239.50	.000	08/15/2035	25,000.00	2.800	5097
9128335A4	237883	2000	S 0 08-15-35	08/23/2018	72,744.00	.000	08/15/2035	120,000.00	2.970	5097
9128335A4	237907	2000	S 0 08-15-35	08/23/2018	24,248.00	.000	08/15/2035	40,000.00	2.970	5097
9128335A4	237944	2000	S 0 08-15-35	08/23/2018	151,390.00	.000	08/15/2035	250,000.00	2.976	5097
9128335A4	238221	2000	S 0 08-15-35	09/13/2018	23,863.20	.000	08/15/2035	40,000.00	3.076	5097
9128335A4	238678	2000	S 0 08-15-35	10/25/2018	228,476.00	.000	08/15/2035	400,000.00	3.360	5097
9128335A4	242352	2000	S 0 08-15-35	08/19/2019	18,535.50	.000	08/15/2035	25,000.00	1.880	5097
9128335A4	242581	2000	S 0 08-15-35	09/06/2019	75,243.00	.000	08/15/2035	100,000.00	1.792	5097
9128335A4	242674	2000	S 0 08-15-35	09/12/2019	58,916.00	.000	08/15/2035	80,000.00	1.930	5097
9128335A4	242811	2000	S 0 08-15-35	09/23/2019	180,660.00	.000	08/15/2035	250,000.00	2.054	5097
9128335A4	246489	2000	S 0 08-15-35	08/10/2020	34,902.80	.000	08/15/2035	40,000.00	.910	5097
9128335A4	246794	2000	US Treasury Strip 08,15,2035	09/18/2020	67,915.88	.000	08/15/2035	80,000.00	1.102	5097
9128335A4	247014	2000	S 0 08-15-35	10/13/2020	33,305.60	.000	08/15/2035	40,000.00	1.238	5097
9128335A4	247141	2000	S 0 08-15-35	10/22/2020	33,419.00	.000	08/15/2035	40,000.00	1.217	5097
9128335A4	251658	2000	S 0 08-15-35	08/19/2021	31,794.00	.000	08/15/2035	40,000.00	1.648	5097
912833X96	189277	2000	US TREASURY STRIP	11/21/2008	1,633.15	.000	11/15/2035	5,000.00	4.190	5189
912833X96	220487	2000	US TREASURY STRIP	01/26/2015	24,715.20	.000	11/15/2035	40,000.00	2.328	5189
912833X96	228584	2000	US TREASURY STRI ZERO-% 1	11/14/2016	11,190.42	.000	11/15/2035	18,000.00	2.517	5189
912833X96	229109	2000	S 0 11-15-35	01/12/2017	11,605.20	.000	11/15/2035	20,000.00	2.910	5189
912833X96	229136	2000	S 0 11-15-35	01/12/2017	11,605.20	.000	11/15/2035	20,000.00	2.910	5189
912833X96	229283	2000	S 0 11-15-35	01/26/2017	143,887.50	.000	11/15/2035	250,000.00	2.960	5189
912833X96	229402	2000	S 0 11-15-35	02/02/2017	22,738.40	.000	11/15/2035	40,000.00	3.030	5189
912833X96	234370	2000	S 0 11-15-35	11/16/2017	60,843.00	.000	11/15/2035	100,000.00	2.780	5189
912833X96	234942	2000	S 0 11-15-35	01/25/2018	24,041.60	.000	11/15/2035	40,000.00	2.880	5189
912833X96	235070	2000	S 0 11-15-35	02/02/2018	23,846.80	.000	11/15/2035	40,000.00	2.930	5189
912833X96	243396	2000	S 0 11-15-35	11/15/2019	27,779.60	.000	11/15/2035	40,000.00	2.292	5189
912833X96	243639	2000	S 0 11-15-35	12/09/2019	28,674.40	.000	11/15/2035	40,000.00	2.100	5189
912833X96	243715	2000	S 0 11-15-35	12/16/2019	28,461.20	.000	11/15/2035	40,000.00	2.150	5189
912833X96	247339	2000	S 0 11-15-35	11/06/2020	32,508.80	.000	11/15/2035	40,000.00	1.385	5189
912833X96	247479	2000	S 0 11-15-35	11/19/2020	65,384.00	.000	11/15/2035	80,000.00	1.351	5189
912833X96	247644	2000	S 0 11-15-35	12/03/2020	33,100.40	.000	11/15/2035	40,000.00	1.270	5189
912833X96	247796	2000	S 0 11-15-35	12/14/2020	32,541.19	.000	11/15/2035	40,000.00	1.388	5189



Run Date: 9/2/2021 8:33:06 AM

Investments Outstanding As Of Date: 8/31/2021

INVENTORY BY MATURITY REPORT

CUSIP	Investment #	Fund	Issuer	Purchase Date	Current Book	Current Rate	Maturity Date	Current Par	YTM	Days to Maturity
912833X96	247856	2000	S 0 11-15-35	12/17/2020	32,874.40	.000	11/15/2035	40,000.00	1.320	5189
9128335B2	185243	2000	US TREASURY STRIP	03/27/2008	3,025.00	.000	02/15/2036	10,000.00	4.334	5281
9128335B2	185633	2000	US TREASURY STRIP	04/16/2008	3,075.00	.000	02/15/2036	10,000.00	4.282	5281
9128335B2	185899	2000	US TREASURY STRIP	04/28/2008	7,235.75	.000	02/15/2036	25,000.00	4.510	5281
9128335B2	191136	2000	US TREASURY STRIP	04/13/2009	1,950.00	.000	02/15/2036	5,000.00	3.539	5281
9128335B2	213373	2000	US TREASURY STRIP	03/28/2013	47,998.00	.000	02/15/2036	100,000.00	3.233	5281
9128335B2	220884	2000	US TREASURY STRIP	02/13/2015	23,588.80	.000	02/15/2036	40,000.00	2.530	5281
9128335B2	222340	2000	US TREASURY STRIP	04/30/2015	23,231.60	.000	02/15/2036	40,000.00	2.630	5281
9128335B2	225738	2000	USTREASURYSTRIP	03/17/2016	24,032.00	.000	02/15/2036	40,000.00	2.575	5281
9128335B2	229672	2000	S 0 02-15-36	02/24/2017	29,553.68	.000	02/15/2036	52,000.00	3.000	5281
9128335B2	230030	2000	S 0 02-15-36	03/24/2017	226,888.00	.000	02/15/2036	400,000.00	3.023	5281
9128335B2	230126	2000	S 0 02-15-36	03/30/2017	144,270.00	.000	02/15/2036	250,000.00	2.933	5281
9128335B2	230229	2000	S 0 02-15-36	04/06/2017	28,994.00	.000	02/15/2036	50,000.00	2.910	5281
9128335B2	230342	2000	S 0 02-15-36	04/17/2017	23,563.20	.000	02/15/2036	40,000.00	2.830	5281
9128335B2	230982	2000	S 0 02-15-36	04/28/2017	146,850.00	.000	02/15/2036	250,000.00	2.850	5281
9128335B2	235209	2000	S 0 02-15-36	02/15/2018	23,033.20	.000	02/15/2036	40,000.00	3.090	5281
9128335B2	235379	2000	S 0 02-15-36	03/01/2018	23,060.40	.000	02/15/2036	40,000.00	3.090	5281
9128335B2	235404	2000	S 0 02-15-36	03/01/2018	22,942.00	.000	02/15/2036	40,000.00	3.119	5281
9128335B2	235464	2000	S 0 02-15-36	03/05/2018	114,528.00	.000	02/15/2036	200,000.00	3.130	5281
9128335B2	235537	2000	S 0 02-15-36	03/08/2018	23,040.00	.000	02/15/2036	40,000.00	3.098	5281
9128335B2	236294	2000	S 0 02-15-36	04/26/2018	23,008.00	.000	02/15/2036	40,000.00	3.130	5281
9128335B2	244746	2000	S 0 02-15-36	03/19/2020	34,286.00	.000	02/15/2036	40,000.00	.971	5281
9128335B2	244859	2000	S 0 02-15-36	04/02/2020	21,306.00	.000	02/15/2036	25,000.00	1.010	5281
9128335B2	249122	2000	S 0 02-15-36	03/12/2021	29,433.60	.000	02/15/2036	40,000.00	2.065	5281
9128335B2	249149	2000	S 0 02-15-36	03/12/2021	58,824.00	.000	02/15/2036	80,000.00	2.070	5281
9128335B2	250124	2000	S 0 02-15-36	05/03/2021	29,311.20	.000	02/15/2036	40,000.00	2.114	5281
912833Y20	186680	2000	US TREASURY STRIP	06/09/2008	6,773.75	.000	05/15/2036	25,000.00	4.730	5371
912833Y20	187243	2000	US TREASURY STRIP	07/11/2008	2,888.50	.000	05/15/2036	10,000.00	4.510	5371
912833Y20	197119	2000	US TREASURY STRIP	05/11/2010	95,114.59	.000	05/15/2036	306,000.00	4.543	5371
912833Y20	197212	2000	US TREASURY STRIP	05/14/2010	7,554.00	.000	05/15/2036	25,000.00	4.656	5371
912833Y20	198719	2000	US TREASURY STRIP	07/13/2010	33,600.00	.000	05/15/2036	100,000.00	4.266	5371
912833Y20	227512	2000	US TREASURY STRI ZERO-% 5	07/29/2016	26,245.60	.000	05/15/2036	40,000.00	2.140	5371
912833Y20	231294	2000	S 0 05-15-36	05/11/2017	22,953.20	.000	05/15/2036	40,000.00	2.943	5371



Run Date: 9/2/2021 8:33:06 AM

Investments Outstanding As Of Date: 8/31/2021

INVENTORY BY MATURITY REPORT

CUSIP	Investment #	Fund	Issuer	Purchase Date	Current Book	Current Rate	Maturity Date	Current Par	YTM	Days to Maturity
912833Y20	231593	2000	S 0 05-15-36	06/02/2017	23,638.00	.000	05/15/2036	40,000.00	2.795	5371
912833Y20	237023	2000	S 0 05-15-36	06/14/2018	23,050.00	.000	05/15/2036	40,000.00	3.100	5371
912833Y20	237326	2000	S 0 05-15-36	07/06/2018	23,582.00	.000	05/15/2036	40,000.00	2.981	5371
912833Y20	237398	2000	S 0 05-15-36	07/12/2018	23,627.60	.000	05/15/2036	40,000.00	2.973	5371
912833Y20	241269	2000	S 0 05-15-36	05/09/2019	24,963.20	.000	05/15/2036	40,000.00	2.790	5371
912833Y20	241693	2000	S 0 05-15-36	06/21/2019	26,784.40	.000	05/15/2036	40,000.00	2.387	5371
912833Y20	241918	2000	S 0 05-15-36	07/11/2019	26,851.60	.000	05/15/2036	40,000.00	2.380	5371
912833Y20	242031	2000	S 0 05-15-36	07/22/2019	166,370.00	.000	05/15/2036	250,000.00	2.437	5371
912833Y20	242112	2000	S 0 05-15-36	07/26/2019	26,810.80	.000	05/15/2036	40,000.00	2.395	5371
912833Y20	245858	2000	S 0 05-15-36	05/18/2020	33,780.00	.000	05/15/2036	40,000.00	1.060	5371
912833Y20	246038	2000	S 0 05-15-36	06/12/2020	32,676.40	.000	05/15/2036	40,000.00	1.274	5371
912833Y20	246100	2000	S 0 05-15-36	06/19/2020	32,992.80	.000	05/15/2036	40,000.00	1.215	5371
912833Y20	246267	2000	S 0 05-15-36	07/16/2020	33,942.00	.000	05/15/2036	40,000.00	1.040	5371
912833Y20	246287	2000	S 0 05-15-36	07/16/2020	33,942.00	.000	05/15/2036	40,000.00	1.040	5371
912833Y20	246328	2000	S 0 05-15-36	07/20/2020	34,106.00	.000	05/15/2036	40,000.00	1.010	5371
912833Y20	250351	2000	S 0 05-15-36	05/10/2021	58,332.00	.000	05/15/2036	80,000.00	2.115	5371
912833Y20	250727	2000	S 0 05-15-36	06/11/2021	29,545.20	.000	05/15/2036	40,000.00	2.040	5371
912833Y20	251127	2000	S 0 05-15-36	07/15/2021	30,536.40	.000	05/15/2036	40,000.00	1.828	5371
912833Y20	251151	2000	S 0 05-15-36	07/15/2021	153,030.00	.000	05/15/2036	200,000.00	1.813	5371
912833Y20	251364	2000	S 0 05-15-36	07/30/2021	31,146.40	.000	05/15/2036	40,000.00	1.698	5371
912833Y20	251397	2000	S 0 05-15-36	08/02/2021	77,573.00	.000	05/15/2036	100,000.00	1.725	5371
9128337E4	218852	2000	US TREASURY STRIP	08/28/2014	200,032.00	.000	08/15/2036	400,000.00	3.180	5463
9128337E4	219280	2000	US TREASURY STRIP	10/17/2014	20,926.80	.000	08/15/2036	40,000.00	2.990	5463
9128337E4	224468	2000	USTREASURYSTRI	10/22/2015	55,943.00	.000	08/15/2036	100,000.00	2.810	5463
9128337E4	224560	2000	USTREASURYSTRI	10/29/2015	22,406.00	.000	08/15/2036	40,000.00	2.806	5463
9128337E4	234143	2000	S 0 08-15-36	10/26/2017	23,668.80	.000	08/15/2036	40,000.00	2.810	5463
9128337E4	234167	2000	S 0 08-15-36	10/26/2017	29,586.00	.000	08/15/2036	50,000.00	2.810	5463
9128337E4	234202	2000	S 0 08-15-36	10/27/2017	14,739.25	.000	08/15/2036	25,000.00	2.830	5463
9128337E4	237881	2000	S 0 08-15-36	08/23/2018	70,506.00	.000	08/15/2036	120,000.00	2.980	5463
9128337E4	237908	2000	S 0 08-15-36	08/23/2018	23,543.60	.000	08/15/2036	40,000.00	2.970	5463
9128337E4	237945	2000	S 0 08-15-36	08/23/2018	146,907.50	.000	08/15/2036	250,000.00	2.979	5463
9128337E4	238222	2000	S 0 08-15-36	09/13/2018	23,129.60	.000	08/15/2036	40,000.00	3.080	5463
9128337E4	238677	2000	S 0 08-15-36	10/25/2018	220,604.00	.000	08/15/2036	400,000.00	3.370	5463



Run Date: 9/2/2021 8:33:06 AM

Investments Outstanding As Of Date: 8/31/2021

INVENTORY BY MATURITY REPORT

CUSIP	Investment #	Fund	Issuer	Purchase Date	Current Book	Current Rate	Maturity Date	Current Par	YTM	Days to Maturity
9128337E4	242353	2000	S 0 08-15-36	08/19/2019	18,130.75	.000	08/15/2036	25,000.00	1.900	5463
9128337E4	242582	2000	S 0 08-15-36	09/06/2019	73,503.00	.000	08/15/2036	100,000.00	1.826	5463
9128337E4	242675	2000	S 0 08-15-36	09/12/2019	57,496.00	.000	08/15/2036	80,000.00	1.961	5463
9128337E4	242812	2000	S 0 08-15-36	09/23/2019	176,132.50	.000	08/15/2036	250,000.00	2.084	5463
9128337E4	246490	2000	S 0 08-15-36	08/10/2020	34,384.00	.000	08/15/2036	40,000.00	.947	5463
9128337E4	246795	2000	US Treasury Strip 08,15,2036	09/18/2020	66,686.90	.000	08/15/2036	80,000.00	1.148	5463
9128337E4	247015	2000	S 0 08-15-36	10/13/2020	32,608.40	.000	08/15/2036	40,000.00	1.294	5463
9128337E4	247142	2000	S 0 08-15-36	10/22/2020	32,757.52	.000	08/15/2036	40,000.00	1.267	5463
9128337E4	251659	2000	S 0 08-15-36	08/19/2021	31,058.80	.000	08/15/2036	40,000.00	1.695	5463
912833Y38	189278	2000	US TREASURY STRIP	11/21/2008	1,584.10	.000	11/15/2036	5,000.00	4.150	5555
912833Y38	220488	2000	US TREASURY STRIP	01/26/2015	24,395.20	.000	11/15/2036	40,000.00	2.281	5555
912833Y38	229112	2000	S 0 11-15-36	01/12/2017	11,208.60	.000	11/15/2036	20,000.00	2.940	5555
912833Y38	229137	2000	S 0 11-15-36	01/12/2017	11,208.60	.000	11/15/2036	20,000.00	2.940	5555
912833Y38	229403	2000	S 0 11-15-36	02/02/2017	21,893.60	.000	11/15/2036	40,000.00	3.070	5555
912833Y38	234371	2000	S 0 11-15-36	11/16/2017	58,965.00	.000	11/15/2036	100,000.00	2.800	5555
912833Y38	234943	2000	S 0 11-15-36	01/25/2018	23,320.40	.000	11/15/2036	40,000.00	2.890	5555
912833Y38	235071	2000	S 0 11-15-36	02/02/2018	23,120.40	.000	11/15/2036	40,000.00	2.940	5555
912833Y38	243397	2000	S 0 11-15-36	11/15/2019	27,076.00	.000	11/15/2036	40,000.00	2.309	5555
912833Y38	243640	2000	S 0 11-15-36	12/09/2019	27,987.60	.000	11/15/2036	40,000.00	2.120	5555
912833Y38	243732	2000	S 0 11-15-36	12/16/2019	27,765.60	.000	11/15/2036	40,000.00	2.170	5555
912833Y38	247340	2000	S 0 11-15-36	11/06/2020	32,037.60	.000	11/15/2036	40,000.00	1.390	5555
912833Y38	247480	2000	S 0 11-15-36	11/19/2020	63,939.20	.000	11/15/2036	80,000.00	1.406	5555
912833Y38	247645	2000	S 0 11-15-36	12/03/2020	32,405.20	.000	11/15/2036	40,000.00	1.324	5555
912833Y38	247797	2000	S 0 11-15-36	12/14/2020	31,838.99	.000	11/15/2036	40,000.00	1.438	5555
912833Y38	247857	2000	S 0 11-15-36	12/17/2020	32,189.20	.000	11/15/2036	40,000.00	1.370	5555
9128337F1	185244	2000	US TREASURY STRIP	03/27/2008	2,900.00	.000	02/15/2037	10,000.00	4.331	5647
9128337F1	185634	2000	US TREASURY STRIP	04/16/2008	2,950.00	.000	02/15/2037	10,000.00	4.279	5647
9128337F1	185900	2000	US TREASURY STRIP	04/28/2008	6,905.00	.000	02/15/2037	25,000.00	4.518	5647
9128337F1	191138	2000	US TREASURY STRIP	04/13/2009	1,900.00	.000	02/15/2037	5,000.00	3.506	5647
9128337F1	213374	2000	US TREASURY STRIP	03/28/2013	46,189.00	.000	02/15/2037	100,000.00	3.260	5647
9128337F1	220886	2000	US TREASURY STRIP	02/13/2015	22,828.80	.000	02/15/2037	40,000.00	2.565	5647
9128337F1	222342	2000	US TREASURY STRIP	04/30/2015	22,462.80	.000	02/15/2037	40,000.00	2.665	5647
9128337F1	225740	2000	USTREASURYSTRIP	03/17/2016	23,280.40	.000	02/15/2037	40,000.00	2.605	5647



Run Date: 9/2/2021 8:33:06 AM

Investments Outstanding As Of Date: 8/31/2021

INVENTORY BY MATURITY REPORT

CUSIP	Investment #	Fund	Issuer	Purchase Date	Current Book	Current Rate	Maturity Date	Current Par	YTM	Days to Maturity
9128337F1	230031	2000	S 0 02-15-37	03/24/2017	218,164.00	.000	02/15/2037	400,000.00	3.070	5647
9128337F1	230343	2000	S 0 02-15-37	04/17/2017	22,687.20	.000	02/15/2037	40,000.00	2.880	5647
9128337F1	235210	2000	S 0 02-15-37	02/15/2018	22,295.60	.000	02/15/2037	40,000.00	3.100	5647
9128337F1	235380	2000	S 0 02-15-37	03/01/2018	22,322.40	.000	02/15/2037	40,000.00	3.100	5647
9128337F1	235405	2000	S 0 02-15-37	03/01/2018	22,193.60	.000	02/15/2037	40,000.00	3.131	5647
9128337F1	235465	2000	S 0 02-15-37	03/05/2018	110,778.00	.000	02/15/2037	200,000.00	3.142	5647
9128337F1	235538	2000	S 0 02-15-37	03/08/2018	22,288.00	.000	02/15/2037	40,000.00	3.111	5647
9128337F1	236295	2000	S 0 02-15-37	04/26/2018	22,263.20	.000	02/15/2037	40,000.00	3.140	5647
9128337F1	244747	2000	S 0 02-15-37	03/19/2020	33,665.20	.000	02/15/2037	40,000.00	1.022	5647
9128337F1	244860	2000	S 0 02-15-37	04/02/2020	20,846.00	.000	02/15/2037	25,000.00	1.080	5647
9128337F1	249123	2000	S 0 02-15-37	03/12/2021	28,572.40	.000	02/15/2037	40,000.00	2.123	5647
9128337F1	249150	2000	S 0 02-15-37	03/12/2021	57,127.20	.000	02/15/2037	80,000.00	2.125	5647
9128337F1	250125	2000	S 0 02-15-37	05/03/2021	28,505.20	.000	02/15/2037	40,000.00	2.158	5647
912833Y46	186681	2000	US TREASURY STRIP	06/09/2008	6,501.00	.000	05/15/2037	25,000.00	4.710	5736
912833Y46	187244	2000	US TREASURY STRIP	07/11/2008	2,789.90	.000	05/15/2037	10,000.00	4.475	5736
912833Y46	197121	2000	US TREASURY STRIP	05/11/2010	90,637.81	.000	05/15/2037	306,000.00	4.556	5736
912833Y46	197213	2000	US TREASURY STRIP	05/14/2010	7,288.75	.000	05/15/2037	25,000.00	4.617	5736
912833Y46	198720	2000	US TREASURY STRIP	07/13/2010	31,810.00	.000	05/15/2037	100,000.00	4.313	5736
912833Y46	227513	2000	US TREASURY STRI ZERO-% 5	07/29/2016	25,429.60	.000	05/15/2037	40,000.00	2.190	5736
912833Y46	231295	2000	S 0 05-15-37	05/11/2017	22,117.20	.000	05/15/2037	40,000.00	2.983	5736
912833Y46	231595	2000	S 0 05-15-37	06/02/2017	22,810.80	.000	05/15/2037	40,000.00	2.835	5736
912833Y46	237016	2000	S 0 05-15-37	06/14/2018	22,351.60	.000	05/15/2037	40,000.00	3.100	5736
912833Y46	237327	2000	S 0 05-15-37	07/06/2018	22,894.80	.000	05/15/2037	40,000.00	2.981	5736
912833Y46	237397	2000	S 0 05-15-37	07/12/2018	22,945.60	.000	05/15/2037	40,000.00	2.971	5736
912833Y46	241270	2000	S 0 05-15-37	05/09/2019	24,194.80	.000	05/15/2037	40,000.00	2.810	5736
912833Y46	241694	2000	S 0 05-15-37	06/21/2019	26,059.60	.000	05/15/2037	40,000.00	2.408	5736
912833Y46	241919	2000	S 0 05-15-37	07/11/2019	26,164.00	.000	05/15/2037	40,000.00	2.393	5736
912833Y46	242030	2000	S 0 05-15-37	07/22/2019	161,735.00	.000	05/15/2037	250,000.00	2.460	5736
912833Y46	242113	2000	S 0 05-15-37	07/26/2019	26,065.20	.000	05/15/2037	40,000.00	2.420	5736
912833Y46	245859	2000	S 0 05-15-37	05/18/2020	33,238.80	.000	05/15/2037	40,000.00	1.093	5736
912833Y46	246039	2000	S 0 05-15-37	06/12/2020	32,080.40	.000	05/15/2037	40,000.00	1.308	5736
912833Y46	246101	2000	S 0 05-15-37	06/19/2020	32,458.00	.000	05/15/2037	40,000.00	1.240	5736
912833Y46	246268	2000	S 0 05-15-37	07/16/2020	33,367.60	.000	05/15/2037	40,000.00	1.080	5736



Run Date: 9/2/2021 8:33:06 AM

Investments Outstanding As Of Date: 8/31/2021

INVENTORY BY MATURITY REPORT

CUSIP	Investment #	Fund	Issuer	Purchase Date	Current Book	Current Rate	Maturity Date	Current Par	YTM	Days to Maturity
912833Y46	246288	2000	S 0 05-15-37	07/16/2020	33,367.60	.000	05/15/2037	40,000.00	1.080	5736
912833Y46	246329	2000	S 0 05-15-37	07/20/2020	33,559.60	.000	05/15/2037	40,000.00	1.046	5736
912833Y46	250352	2000	S 0 05-15-37	05/10/2021	56,756.80	.000	05/15/2037	80,000.00	2.155	5736
912833Y46	250728	2000	S 0 05-15-37	06/11/2021	28,724.40	.000	05/15/2037	40,000.00	2.090	5736
912833Y46	251128	2000	S 0 05-15-37	07/15/2021	29,821.60	.000	05/15/2037	40,000.00	1.863	5736
912833Y46	251152	2000	S 0 05-15-37	07/15/2021	149,494.00	.000	05/15/2037	200,000.00	1.847	5736
912833Y46	251365	2000	S 0 05-15-37	07/30/2021	30,447.20	.000	05/15/2037	40,000.00	1.735	5736
912833Y46	251398	2000	S 0 05-15-37	08/02/2021	75,776.00	.000	05/15/2037	100,000.00	1.765	5736
912833Z52	218853	2000	US TREASURY STRIP	08/28/2014	192,948.00	.000	08/15/2037	400,000.00	3.200	5828
912833Z52	219281	2000	US TREASURY STRIP	10/17/2014	20,132.80	.000	08/15/2037	40,000.00	3.030	5828
912833Z52	224469	2000	USTREASURYSTRIIP	10/22/2015	54,054.00	.000	08/15/2037	100,000.00	2.840	5828
912833Z52	224561	2000	USTREASURYSTRIIP	10/29/2015	21,664.40	.000	08/15/2037	40,000.00	2.833	5828
912833Z52	234144	2000	S 0 08-15-37	10/26/2017	22,882.80	.000	08/15/2037	40,000.00	2.840	5828
912833Z52	237880	2000	S 0 08-15-37	08/23/2018	68,450.40	.000	08/15/2037	120,000.00	2.980	5828
912833Z52	237909	2000	S 0 08-15-37	08/23/2018	22,859.60	.000	08/15/2037	40,000.00	2.970	5828
912833Z52	237946	2000	S 0 08-15-37	08/23/2018	142,522.50	.000	08/15/2037	250,000.00	2.983	5828
912833Z52	238223	2000	S 0 08-15-37	09/13/2018	22,391.60	.000	08/15/2037	40,000.00	3.090	5828
912833Z52	238676	2000	S 0 08-15-37	10/25/2018	213,156.00	.000	08/15/2037	400,000.00	3.375	5828
912833Z52	242354	2000	S 0 08-15-37	08/19/2019	17,759.50	.000	08/15/2037	25,000.00	1.910	5828
912833Z52	242583	2000	S 0 08-15-37	09/06/2019	71,781.00	.000	08/15/2037	100,000.00	1.857	5828
912833Z52	242676	2000	S 0 08-15-37	09/12/2019	56,095.20	.000	08/15/2037	80,000.00	1.990	5828
912833Z52	242813	2000	S 0 08-15-37	09/23/2019	171,560.00	.000	08/15/2037	250,000.00	2.115	5828
912833Z52	246491	2000	S 0 08-15-37	08/10/2020	33,882.40	.000	08/15/2037	40,000.00	.978	5828
912833Z52	246796	2000	US Treasury Strip 08,15,2037	09/18/2020	65,563.49	.000	08/15/2037	80,000.00	1.181	5828
912833Z52	247016	2000	S 0 08-15-37	10/13/2020	32,034.80	.000	08/15/2037	40,000.00	1.323	5828
912833Z52	247143	2000	S 0 08-15-37	10/22/2020	32,144.37	.000	08/15/2037	40,000.00	1.304	5828
912833Z52	251660	2000	S 0 08-15-37	08/19/2021	30,360.40	.000	08/15/2037	40,000.00	1.732	5828
912834AD0	189279	2000	US TREASURY STRIP	11/21/2008	1,542.10	.000	11/15/2037	5,000.00	4.100	5920
912834AD0	220489	2000	US TREASURY STRIP	01/26/2015	23,676.80	.000	11/15/2037	40,000.00	2.313	5920
912834AD0	229114	2000	S 0 11-15-37	01/12/2017	10,819.40	.000	11/15/2037	20,000.00	2.970	5920
912834AD0	229138	2000	S 0 11-15-37	01/12/2017	10,819.40	.000	11/15/2037	20,000.00	2.970	5920
912834AD0	229404	2000	S 0 11-15-37	02/02/2017	21,106.80	.000	11/15/2037	40,000.00	3.100	5920
912834AD0	234944	2000	S 0 11-15-37	01/25/2018	22,616.80	.000	11/15/2037	40,000.00	2.900	5920



Run Date: 9/2/2021 8:33:06 AM

Investments Outstanding As Of Date: 8/31/2021

INVENTORY BY MATURITY REPORT

CUSIP	Investment #	Fund	Issuer	Purchase Date	Current Book	Current Rate	Maturity Date	Current Par	YTM	Days to Maturity
912834AD0	235072	2000	S 0 11-15-37	02/02/2018	22,368.00	.000	11/15/2037	40,000.00	2.960	5920
912834AD0	243398	2000	S 0 11-15-37	11/15/2019	26,306.80	.000	11/15/2037	40,000.00	2.342	5920
912834AD0	243641	2000	S 0 11-15-37	12/09/2019	27,258.40	.000	11/15/2037	40,000.00	2.150	5920
912834AD0	243733	2000	S 0 11-15-37	12/16/2019	27,028.80	.000	11/15/2037	40,000.00	2.200	5920
912834AD0	247341	2000	S 0 11-15-37	11/06/2020	31,437.20	.000	11/15/2037	40,000.00	1.420	5920
912834AD0	247481	2000	S 0 11-15-37	11/19/2020	62,720.80	.000	11/15/2037	80,000.00	1.437	5920
912834AD0	247646	2000	S 0 11-15-37	12/03/2020	31,749.60	.000	11/15/2037	40,000.00	1.367	5920
912834AD0	247798	2000	S 0 11-15-37	12/14/2020	31,126.00	.000	11/15/2037	40,000.00	1.488	5920
912834AD0	247858	2000	S 0 11-15-37	12/17/2020	31,540.00	.000	11/15/2037	40,000.00	1.410	5920
912833Z60	191137	2000	US TREASURY STRIP	04/13/2009	1,900.00	.000	02/15/2038	5,000.00	4.472	6012
912833Z60	213375	2000	US TREASURY STRIP	03/28/2013	44,327.00	.000	02/15/2038	100,000.00	3.754	6012
912833Z60	220889	2000	US TREASURY STRIP	02/13/2015	22,053.20	.000	02/15/2038	40,000.00	2.740	6012
912833Z60	222344	2000	US TREASURY STRIP	04/30/2015	21,802.40	.000	02/15/2038	40,000.00	2.793	6012
912833Z60	225742	2000	USTREASURYSTRIP	03/17/2016	22,407.20	.000	02/15/2038	40,000.00	2.667	6012
912833Z60	230032	2000	S 0 02-15-38	03/24/2017	210,184.00	.000	02/15/2038	400,000.00	3.103	6012
912833Z60	230344	2000	S 0 02-15-38	04/17/2017	21,778.00	.000	02/15/2038	40,000.00	2.940	6012
912833Z60	235211	2000	S 0 02-15-38	02/15/2018	21,620.40	.000	02/15/2038	40,000.00	3.100	6012
912833Z60	235381	2000	S 0 02-15-38	03/01/2018	21,646.00	.000	02/15/2038	40,000.00	3.100	6012
912833Z60	235406	2000	S 0 02-15-38	03/01/2018	21,519.20	.000	02/15/2038	40,000.00	3.130	6012
912833Z60	235466	2000	S 0 02-15-38	03/05/2018	107,420.00	.000	02/15/2038	200,000.00	3.140	6012
912833Z60	235539	2000	S 0 02-15-38	03/08/2018	21,632.00	.000	02/15/2038	40,000.00	3.106	6012
912833Z60	236296	2000	S 0 02-15-38	04/26/2018	21,580.40	.000	02/15/2038	40,000.00	3.140	6012
912833Z60	244748	2000	S 0 02-15-38	03/19/2020	33,022.00	.000	02/15/2038	40,000.00	1.073	6012
912833Z60	244861	2000	S 0 02-15-38	04/02/2020	20,549.50	.000	02/15/2038	25,000.00	1.100	6012
912833Z60	249124	2000	S 0 02-15-38	03/12/2021	27,756.00	.000	02/15/2038	40,000.00	2.170	6012
912833Z60	249151	2000	S 0 02-15-38	03/12/2021	55,493.60	.000	02/15/2038	80,000.00	2.172	6012
912833Z60	250126	2000	S 0 02-15-38	05/03/2021	27,678.80	.000	02/15/2038	40,000.00	2.205	6012
912834AE8	197123	2000	US TREASURY STRIP	05/11/2010	86,531.29	.000	05/15/2038	306,000.00	4.560	6101
912834AE8	197214	2000	US TREASURY STRIP	05/14/2010	6,861.25	.000	05/15/2038	25,000.00	4.671	6101
912834AE8	198721	2000	US TREASURY STRIP	07/13/2010	30,580.00	.000	05/15/2038	100,000.00	4.301	6101
912834AE8	227514	2000	US TREASURY STRI ZERO-% 5	07/29/2016	24,828.40	.000	05/15/2038	40,000.00	2.200	6101
912834AE8	231296	2000	S 0 05-15-38	05/11/2017	21,290.40	.000	05/15/2038	40,000.00	3.024	6101
912834AE8	231598	2000	S 0 05-15-38	06/02/2017	21,972.40	.000	05/15/2038	40,000.00	2.880	6101



Run Date: 9/2/2021 8:33:06 AM

Investments Outstanding As Of Date: 8/31/2021

INVENTORY BY MATURITY REPORT

CUSIP	Investment #	Fund	Issuer	Purchase Date	Current Book	Current Rate	Maturity Date	Current Par	YTM	Days to Maturity
912834AE8	237021	2000	S 0 05-15-38	06/14/2018	21,632.00	.000	05/15/2038	40,000.00	3.110	6101
912834AE8	237328	2000	S 0 05-15-38	07/06/2018	22,210.00	.000	05/15/2038	40,000.00	2.985	6101
912834AE8	237396	2000	S 0 05-15-38	07/12/2018	22,275.60	.000	05/15/2038	40,000.00	2.972	6101
912834AE8	241271	2000	S 0 05-15-38	05/09/2019	23,440.80	.000	05/15/2038	40,000.00	2.830	6101
912834AE8	241695	2000	S 0 05-15-38	06/21/2019	25,314.80	.000	05/15/2038	40,000.00	2.435	6101
912834AE8	241920	2000	S 0 05-15-38	07/11/2019	25,420.80	.000	05/15/2038	40,000.00	2.420	6101
912834AE8	242029	2000	S 0 05-15-38	07/22/2019	156,955.00	.000	05/15/2038	250,000.00	2.489	6101
912834AE8	242114	2000	S 0 05-15-38	07/26/2019	25,299.60	.000	05/15/2038	40,000.00	2.451	6101
912834AE8	242396	2000	S 0 05-15-38	08/19/2019	13,405.26	.000	05/15/2038	19,000.00	1.870	6101
912834AE8	245860	2000	S 0 05-15-38	05/18/2020	32,533.60	.000	05/15/2038	40,000.00	1.152	6101
912834AE8	246040	2000	S 0 05-15-38	06/12/2020	31,350.80	.000	05/15/2038	40,000.00	1.364	6101
912834AE8	246102	2000	S 0 05-15-38	06/19/2020	31,707.60	.000	05/15/2038	40,000.00	1.302	6101
912834AE8	246269	2000	S 0 05-15-38	07/16/2020	32,776.80	.000	05/15/2038	40,000.00	1.120	6101
912834AE8	246289	2000	S 0 05-15-38	07/16/2020	32,776.80	.000	05/15/2038	40,000.00	1.120	6101
912834AE8	246330	2000	S 0 05-15-38	07/20/2020	32,940.80	.000	05/15/2038	40,000.00	1.093	6101
912834AE8	250353	2000	S 0 05-15-38	05/10/2021	55,088.00	.000	05/15/2038	80,000.00	2.205	6101
912834AE8	250729	2000	S 0 05-15-38	06/11/2021	27,898.40	.000	05/15/2038	40,000.00	2.140	6101
912834AE8	251129	2000	S 0 05-15-38	07/15/2021	29,064.40	.000	05/15/2038	40,000.00	1.906	6101
912834AE8	251153	2000	S 0 05-15-38	07/15/2021	145,698.00	.000	05/15/2038	200,000.00	1.891	6101
912834AE8	251366	2000	S 0 05-15-38	07/30/2021	29,688.00	.000	05/15/2038	40,000.00	1.783	6101
912834AE8	251399	2000	S 0 05-15-38	08/02/2021	73,901.00	.000	05/15/2038	100,000.00	1.810	6101
912834AT5	218854	2000	US TREASURY STRIP	08/28/2014	185,600.00	.000	08/15/2038	400,000.00	3.230	6193
912834AT5	219283	2000	US TREASURY STRIP	10/17/2014	19,444.80	.000	08/15/2038	40,000.00	3.050	6193
912834AT5	224470	2000	USTREASURYSTRI	10/22/2015	51,788.00	.000	08/15/2038	100,000.00	2.905	6193
912834AT5	224562	2000	USTREASURYSTRI	10/29/2015	20,889.60	.000	08/15/2038	40,000.00	2.870	6193
912834AT5	234145	2000	S 0 08-15-38	10/26/2017	22,155.60	.000	08/15/2038	40,000.00	2.860	6193
912834AT5	237910	2000	S 0 08-15-38	08/23/2018	22,152.00	.000	08/15/2038	40,000.00	2.980	6193
912834AT5	238224	2000	S 0 08-15-38	09/13/2018	21,715.20	.000	08/15/2038	40,000.00	3.090	6193
912834AT5	238675	2000	S 0 08-15-38	10/25/2018	205,900.00	.000	08/15/2038	400,000.00	3.381	6193
912834AT5	242355	2000	S 0 08-15-38	08/19/2019	17,327.00	.000	08/15/2038	25,000.00	1.940	6193
912834AT5	242584	2000	S 0 08-15-38	09/06/2019	70,083.00	.000	08/15/2038	100,000.00	1.886	6193
912834AT5	242677	2000	S 0 08-15-38	09/12/2019	54,698.40	.000	08/15/2038	80,000.00	2.019	6193
912834AT5	242814	2000	S 0 08-15-38	09/23/2019	167,120.00	.000	08/15/2038	250,000.00	2.143	6193



Run Date: 9/2/2021 8:33:06 AM

Investments Outstanding As Of Date: 8/31/2021

INVENTORY BY MATURITY REPORT

CUSIP	Investment #	Fund	Issuer	Purchase Date	Current Book	Current Rate	Maturity Date	Current Par	YTM	Days to Maturity
912834AT5	246492	2000	S 0 08-15-38	08/10/2020	33,295.60	.000	08/15/2038	40,000.00	1.021	6193
912834AT5	246797	2000	US Treasury Strip 08,15,2038	09/18/2020	64,199.32	.000	08/15/2038	80,000.00	1.233	6193
912834AT5	247017	2000	S 0 08-15-38	10/13/2020	31,397.60	.000	08/15/2038	40,000.00	1.362	6193
912834AT5	247144	2000	S 0 08-15-38	10/22/2020	31,519.23	.000	08/15/2038	40,000.00	1.342	6193
912834AT5	251661	2000	S 0 08-15-38	08/19/2021	29,576.00	.000	08/15/2038	40,000.00	1.785	6193
912834DU9	220490	2000	US TREASURY STRIP	01/26/2015	22,891.20	.000	11/15/2038	40,000.00	2.359	6285
912834DU9	229117	2000	S 0 11-15-38	01/12/2017	10,392.60	.000	11/15/2038	20,000.00	3.020	6285
912834DU9	229139	2000	S 0 11-15-38	01/12/2017	10,392.60	.000	11/15/2038	20,000.00	3.020	6285
912834DU9	229405	2000	S 0 11-15-38	02/02/2017	20,379.60	.000	11/15/2038	40,000.00	3.120	6285
912834DU9	234945	2000	S 0 11-15-38	01/25/2018	21,974.80	.000	11/15/2038	40,000.00	2.900	6285
912834DU9	235073	2000	S 0 11-15-38	02/02/2018	21,764.80	.000	11/15/2038	40,000.00	2.950	6285
912834DU9	243399	2000	S 0 11-15-38	11/15/2019	25,504.80	.000	11/15/2038	40,000.00	2.383	6285
912834DU9	243642	2000	S 0 11-15-38	12/09/2019	26,532.00	.000	11/15/2038	40,000.00	2.180	6285
912834DU9	243734	2000	S 0 11-15-38	12/16/2019	26,296.00	.000	11/15/2038	40,000.00	2.230	6285
912834DU9	247342	2000	S 0 11-15-38	11/06/2020	30,829.20	.000	11/15/2038	40,000.00	1.450	6285
912834DU9	247482	2000	S 0 11-15-38	11/19/2020	61,515.20	.000	11/15/2038	80,000.00	1.466	6285
912834DU9	247647	2000	S 0 11-15-38	12/03/2020	31,136.40	.000	11/15/2038	40,000.00	1.400	6285
912834DU9	247799	2000	S 0 11-15-38	12/14/2020	30,502.05	.000	11/15/2038	40,000.00	1.518	6285
912834DU9	247859	2000	S 0 11-15-38	12/17/2020	30,879.60	.000	11/15/2038	40,000.00	1.450	6285
912834AU2	213376	2000	US TREASURY STRIP	03/28/2013	42,661.00	.000	02/15/2039	100,000.00	3.318	6377
912834AU2	220891	2000	US TREASURY STRIP	02/13/2015	21,312.40	.000	02/15/2039	40,000.00	2.640	6377
912834AU2	222346	2000	US TREASURY STRIP	04/30/2015	21,130.00	.000	02/15/2039	40,000.00	2.700	6377
912834AU2	225744	2000	USTREASURYSTRIP	03/17/2016	21,668.80	.000	02/15/2039	40,000.00	2.693	6377
912834AU2	230033	2000	S 0 02-15-39	03/24/2017	202,780.00	.000	02/15/2039	400,000.00	3.127	6377
912834AU2	230345	2000	S 0 02-15-39	04/17/2017	21,015.20	.000	02/15/2039	40,000.00	2.970	6377
912834AU2	235212	2000	S 0 02-15-39	02/15/2018	20,922.00	.000	02/15/2039	40,000.00	3.110	6377
912834AU2	235382	2000	S 0 02-15-39	03/01/2018	20,947.20	.000	02/15/2039	40,000.00	3.110	6377
912834AU2	235407	2000	S 0 02-15-39	03/01/2018	20,831.20	.000	02/15/2039	40,000.00	3.137	6377
912834AU2	235467	2000	S 0 02-15-39	03/05/2018	103,910.00	.000	02/15/2039	200,000.00	3.150	6377
912834AU2	235540	2000	S 0 02-15-39	03/08/2018	20,950.00	.000	02/15/2039	40,000.00	3.112	6377
912834AU2	236297	2000	S 0 02-15-39	04/26/2018	20,961.20	.000	02/15/2039	40,000.00	3.130	6377
912834AU2	244749	2000	S 0 02-15-39	03/19/2020	32,231.60	.000	02/15/2039	40,000.00	1.145	6377
912834AU2	244862	2000	S 0 02-15-39	04/02/2020	20,173.25	.000	02/15/2039	25,000.00	1.140	6377



Run Date: 9/2/2021 8:33:06 AM

Investments Outstanding As Of Date: 8/31/2021

INVENTORY BY MATURITY REPORT

CUSIP	Investment #	Fund	Issuer	Purchase Date	Current Book	Current Rate	Maturity Date	Current Par	YTM	Days to Maturity
912834AU2	249125	2000	S 0 02-15-39	03/12/2021	27,019.20	.000	02/15/2039	40,000.00	2.200	6377
912834AU2	249152	2000	S 0 02-15-39	03/12/2021	53,980.80	.000	02/15/2039	80,000.00	2.206	6377
912834AU2	250127	2000	S 0 02-15-39	05/03/2021	26,888.80	.000	02/15/2039	40,000.00	2.245	6377
912834DV7	197124	2000	US TREASURY STRIP	05/11/2010	82,568.59	.000	05/15/2039	306,000.00	4.567	6466
912834DV7	197215	2000	US TREASURY STRIP	05/14/2010	6,511.00	.000	05/15/2039	25,000.00	4.693	6466
912834DV7	198722	2000	US TREASURY STRIP	07/13/2010	29,132.00	.000	05/15/2039	100,000.00	4.323	6466
912834DV7	227515	2000	US TREASURY STRI ZERO-% 5	07/29/2016	24,072.80	.000	05/15/2039	40,000.00	2.240	6466
912834DV7	231297	2000	S 0 05-15-39	05/11/2017	20,460.40	.000	05/15/2039	40,000.00	3.069	6466
912834DV7	231600	2000	S 0 05-15-39	06/02/2017	21,146.00	.000	05/15/2039	40,000.00	2.925	6466
912834DV7	237020	2000	S 0 05-15-39	06/14/2018	20,974.80	.000	05/15/2039	40,000.00	3.110	6466
912834DV7	237329	2000	S 0 05-15-39	07/06/2018	21,562.40	.000	05/15/2039	40,000.00	2.984	6466
912834DV7	237395	2000	S 0 05-15-39	07/12/2018	21,642.00	.000	05/15/2039	40,000.00	2.969	6466
912834DV7	241272	2000	S 0 05-15-39	05/09/2019	22,746.40	.000	05/15/2039	40,000.00	2.840	6466
912834DV7	241696	2000	S 0 05-15-39	06/21/2019	24,560.00	.000	05/15/2039	40,000.00	2.466	6466
912834DV7	241921	2000	S 0 05-15-39	07/11/2019	24,646.80	.000	05/15/2039	40,000.00	2.455	6466
912834DV7	242115	2000	S 0 05-15-39	07/26/2019	24,503.20	.000	05/15/2039	40,000.00	2.490	6466
912834DV7	242397	2000	S 0 05-15-39	08/19/2019	17,245.50	.000	05/15/2039	25,000.00	1.890	6466
912834DV7	245861	2000	S 0 05-15-39	05/18/2020	31,902.00	.000	05/15/2039	40,000.00	1.195	6466
912834DV7	246041	2000	S 0 05-15-39	06/12/2020	30,621.20	.000	05/15/2039	40,000.00	1.417	6466
912834DV7	246103	2000	S 0 05-15-39	06/19/2020	30,920.00	.000	05/15/2039	40,000.00	1.367	6466
912834DV7	246270	2000	S 0 05-15-39	07/16/2020	32,050.80	.000	05/15/2039	40,000.00	1.180	6466
912834DV7	246290	2000	S 0 05-15-39	07/16/2020	32,050.80	.000	05/15/2039	40,000.00	1.180	6466
912834DV7	246331	2000	S 0 05-15-39	07/20/2020	32,244.80	.000	05/15/2039	40,000.00	1.148	6466
912834DV7	250354	2000	S 0 05-15-39	05/10/2021	53,415.20	.000	05/15/2039	80,000.00	2.255	6466
912834DV7	250730	2000	S 0 05-15-39	06/11/2021	26,926.40	.000	05/15/2039	40,000.00	2.220	6466
912834DV7	251130	2000	S 0 05-15-39	07/15/2021	28,217.60	.000	05/15/2039	40,000.00	1.966	6466
912834DV7	251154	2000	S 0 05-15-39	07/15/2021	141,476.00	.000	05/15/2039	200,000.00	1.951	6466
912834DV7	251367	2000	S 0 05-15-39	07/30/2021	28,874.00	.000	05/15/2039	40,000.00	1.840	6466
912834DV7	251400	2000	S 0 05-15-39	08/02/2021	71,818.00	.000	05/15/2039	100,000.00	1.870	6466
912834EP9	224471	2000	USTREASURYSTRI	10/22/2015	49,554.00	.000	08/15/2039	100,000.00	2.970	6558
912834EP9	224563	2000	USTREASURYSTRI	10/29/2015	20,080.40	.000	08/15/2039	40,000.00	2.917	6558
912834EP9	234146	2000	S 0 08-15-39	10/26/2017	21,442.80	.000	08/15/2039	40,000.00	2.880	6558
912834EP9	237911	2000	S 0 08-15-39	08/23/2018	21,506.00	.000	08/15/2039	40,000.00	2.980	6558



Run Date: 9/2/2021 8:33:06 AM

Investments Outstanding As Of Date: 8/31/2021

INVENTORY BY MATURITY REPORT

CUSIP	Investment #	Fund	Issuer	Purchase Date	Current Book	Current Rate	Maturity Date	Current Par	YTM	Days to Maturity
912834EP9	238225	2000	S 0 08-15-39	09/13/2018	21,016.40	.000	08/15/2039	40,000.00	3.100	6558
912834EP9	238674	2000	S 0 08-15-39	10/25/2018	198,580.00	.000	08/15/2039	400,000.00	3.394	6558
912834EP9	242398	2000	S 0 08-15-39	08/19/2019	17,164.75	.000	08/15/2039	25,000.00	1.890	6558
912834EP9	242678	2000	S 0 08-15-39	09/12/2019	53,336.00	.000	08/15/2039	80,000.00	2.045	6558
912834EP9	246493	2000	S 0 08-15-39	08/10/2020	32,654.40	.000	08/15/2039	40,000.00	1.070	6558
912834EP9	246798	2000	US Treasury Strip 08,15,2039	09/18/2020	63,011.47	.000	08/15/2039	80,000.00	1.267	6558
912834EP9	247018	2000	S 0 08-15-39	10/13/2020	30,748.80	.000	08/15/2039	40,000.00	1.401	6558
912834EP9	247145	2000	S 0 08-15-39	10/22/2020	30,891.93	.000	08/15/2039	40,000.00	1.378	6558
912834EP9	251662	2000	S 0 08-15-39	08/19/2021	28,771.60	.000	08/15/2039	40,000.00	1.840	6558
912834EV6	220491	2000	US TREASURY STRIP	01/26/2015	22,117.20	.000	11/15/2039	40,000.00	2.403	6650
912834EV6	229120	2000	S 0 11-15-39	01/12/2017	10,018.00	.000	11/15/2039	20,000.00	3.050	6650
912834EV6	229140	2000	S 0 11-15-39	01/12/2017	10,018.00	.000	11/15/2039	20,000.00	3.050	6650
912834EV6	229406	2000	S 0 11-15-39	02/02/2017	19,626.00	.000	11/15/2039	40,000.00	3.150	6650
912834EV6	234946	2000	S 0 11-15-39	01/25/2018	21,397.20	.000	11/15/2039	40,000.00	2.890	6650
912834EV6	235074	2000	S 0 11-15-39	02/02/2018	21,182.00	.000	11/15/2039	40,000.00	2.940	6650
912834EV6	243400	2000	S 0 11-15-39	11/15/2019	24,740.80	.000	11/15/2039	40,000.00	2.417	6650
912834EV6	243643	2000	S 0 11-15-39	12/09/2019	25,758.80	.000	11/15/2039	40,000.00	2.220	6650
912834EV6	243735	2000	S 0 11-15-39	12/16/2019	25,618.00	.000	11/15/2039	40,000.00	2.250	6650
912834EV6	247343	2000	S 0 11-15-39	11/06/2020	30,215.60	.000	11/15/2039	40,000.00	1.480	6650
912834EV6	247483	2000	S 0 11-15-39	11/19/2020	60,287.20	.000	11/15/2039	80,000.00	1.495	6650
912834EV6	247648	2000	S 0 11-15-39	12/03/2020	30,513.20	.000	11/15/2039	40,000.00	1.434	6650
912834EV6	247800	2000	S 0 11-15-39	12/14/2020	29,855.71	.000	11/15/2039	40,000.00	1.552	6650
912834EV6	247860	2000	S 0 11-15-39	12/17/2020	30,294.40	.000	11/15/2039	40,000.00	1.475	6650
912834FB9	213377	2000	US TREASURY STRIP	03/28/2013	41,063.00	.000	02/15/2040	100,000.00	3.338	6742
912834FB9	225747	2000	USTREASURYSTRIIP	03/17/2016	20,918.00	.000	02/15/2040	40,000.00	2.729	6742
912834FB9	230034	2000	S 0 02-15-40	03/24/2017	195,152.00	.000	02/15/2040	400,000.00	3.159	6742
912834FB9	230346	2000	S 0 02-15-40	04/17/2017	20,176.40	.000	02/15/2040	40,000.00	3.020	6742
912834FB9	235213	2000	S 0 02-15-40	02/15/2018	20,286.40	.000	02/15/2040	40,000.00	3.110	6742
912834FB9	235383	2000	S 0 02-15-40	03/01/2018	20,310.40	.000	02/15/2040	40,000.00	3.110	6742
912834FB9	235408	2000	S 0 02-15-40	03/01/2018	20,179.60	.000	02/15/2040	40,000.00	3.140	6742
912834FB9	235468	2000	S 0 02-15-40	03/05/2018	100,930.00	.000	02/15/2040	200,000.00	3.140	6742
912834FB9	235541	2000	S 0 02-15-40	03/08/2018	20,308.40	.000	02/15/2040	40,000.00	3.113	6742
912834FB9	236298	2000	S 0 02-15-40	04/26/2018	20,320.40	.000	02/15/2040	40,000.00	3.130	6742



Run Date: 9/2/2021 8:33:06 AM

Investments Outstanding As Of Date: 8/31/2021

INVENTORY BY MATURITY REPORT

CUSIP	Investment #	Fund	Issuer	Purchase Date	Current Book	Current Rate	Maturity Date	Current Par	YTM	Days to Maturity
912834FB9	244750	2000	S 0 02-15-40	03/19/2020	31,783.60	.000	02/15/2040	40,000.00	1.158	6742
912834FB9	244863	2000	S 0 02-15-40	04/02/2020	19,788.25	.000	02/15/2040	25,000.00	1.180	6742
912834FB9	249126	2000	S 0 02-15-40	03/12/2021	26,262.00	.000	02/15/2040	40,000.00	2.235	6742
912834FB9	249153	2000	S 0 02-15-40	03/12/2021	52,474.40	.000	02/15/2040	80,000.00	2.240	6742
912834FB9	250128	2000	S 0 02-15-40	05/03/2021	26,154.00	.000	02/15/2040	40,000.00	2.274	6742
912834HV3	227516	2000	US TREASURY STRI ZERO-% 5	07/29/2016	23,294.40	.000	05/15/2040	40,000.00	2.285	6832
912834HV3	231299	2000	S 0 05-15-40	05/11/2017	19,676.40	.000	05/15/2040	40,000.00	3.107	6832
912834HV3	231602	2000	S 0 05-15-40	06/02/2017	20,356.00	.000	05/15/2040	40,000.00	2.965	6832
912834HV3	237019	2000	S 0 05-15-40	06/14/2018	20,337.20	.000	05/15/2040	40,000.00	3.110	6832
912834HV3	237330	2000	S 0 05-15-40	07/06/2018	20,887.60	.000	05/15/2040	40,000.00	2.995	6832
912834HV3	237394	2000	S 0 05-15-40	07/12/2018	20,969.20	.000	05/15/2040	40,000.00	2.979	6832
912834HV3	241273	2000	S 0 05-15-40	05/09/2019	22,022.40	.000	05/15/2040	40,000.00	2.860	6832
912834HV3	241697	2000	S 0 05-15-40	06/21/2019	23,787.60	.000	05/15/2040	40,000.00	2.502	6832
912834HV3	241922	2000	S 0 05-15-40	07/11/2019	23,880.00	.000	05/15/2040	40,000.00	2.490	6832
912834HV3	242116	2000	S 0 05-15-40	07/26/2019	23,708.40	.000	05/15/2040	40,000.00	2.530	6832
912834HV3	245862	2000	S 0 05-15-40	05/18/2020	31,169.20	.000	05/15/2040	40,000.00	1.252	6832
912834HV3	246042	2000	S 0 05-15-40	06/12/2020	29,853.60	.000	05/15/2040	40,000.00	1.474	6832
912834HV3	246104	2000	S 0 05-15-40	06/19/2020	30,194.40	.000	05/15/2040	40,000.00	1.418	6832
912834HV3	246271	2000	S 0 05-15-40	07/16/2020	31,365.20	.000	05/15/2040	40,000.00	1.230	6832
912834HV3	246291	2000	S 0 05-15-40	07/16/2020	31,365.20	.000	05/15/2040	40,000.00	1.230	6832
912834HV3	246332	2000	S 0 05-15-40	07/20/2020	31,498.40	.000	05/15/2040	40,000.00	1.209	6832
912834HV3	250355	2000	S 0 05-15-40	05/10/2021	51,985.60	.000	05/15/2040	80,000.00	2.280	6832
912834HV3	250731	2000	S 0 05-15-40	06/11/2021	26,142.00	.000	05/15/2040	40,000.00	2.260	6832
912834HV3	251131	2000	S 0 05-15-40	07/15/2021	27,424.80	.000	05/15/2040	40,000.00	2.014	6832
912834HV3	251155	2000	S 0 05-15-40	07/15/2021	137,366.00	.000	05/15/2040	200,000.00	2.005	6832
912834HV3	251368	2000	S 0 05-15-40	07/30/2021	28,029.60	.000	05/15/2040	40,000.00	1.901	6832
912834HV3	251401	2000	S 0 05-15-40	08/02/2021	69,711.00	.000	05/15/2040	100,000.00	1.930	6832
912834JB5	224472	2000	USTREASURYSTRIP	10/22/2015	47,298.00	.000	08/15/2040	100,000.00	3.040	6924
912834JB5	234147	2000	S 0 08-15-40	10/26/2017	20,698.40	.000	08/15/2040	40,000.00	2.910	6924
912834JB5	237912	2000	S 0 08-15-40	08/23/2018	20,834.00	.000	08/15/2040	40,000.00	2.990	6924
912834JB5	238226	2000	S 0 08-15-40	09/13/2018	20,344.40	.000	08/15/2040	40,000.00	3.108	6924
912834JB5	238673	2000	S 0 08-15-40	10/25/2018	191,596.00	.000	08/15/2040	400,000.00	3.404	6924
912834JB5	242399	2000	S 0 08-15-40	08/19/2019	16,809.75	.000	08/15/2040	25,000.00	1.900	6924



Run Date: 9/2/2021 8:33:06 AM

Investments Outstanding As Of Date: 8/31/2021

INVENTORY BY MATURITY REPORT

CUSIP	Investment #	Fund	Issuer	Purchase Date	Current Book	Current Rate	Maturity Date	Current Par	YTM	Days to Maturity
912834JB5	242658	2000	S 0 08-15-40	09/12/2019	51,905.60	.000	08/15/2040	80,000.00	2.078	6924
912834JB5	246494	2000	S 0 08-15-40	08/10/2020	32,051.60	.000	08/15/2040	40,000.00	1.110	6924
912834JB5	246799	2000	US Treasury Strip 08,15,2040	09/18/2020	61,718.38	.000	08/15/2040	80,000.00	1.308	6924
912834JB5	247019	2000	S 0 08-15-40	10/13/2020	30,337.20	.000	08/15/2040	40,000.00	1.399	6924
912834JB5	247146	2000	S 0 08-15-40	10/22/2020	30,213.86	.000	08/15/2040	40,000.00	1.421	6924
912834JB5	251663	2000	S 0 08-15-40	08/19/2021	27,827.60	.000	08/15/2040	40,000.00	1.920	6924
912834JH2	229122	2000	S 0 11-15-40	01/12/2017	9,673.80	.000	11/15/2040	20,000.00	3.070	7016
912834JH2	229141	2000	S 0 11-15-40	01/12/2017	9,673.80	.000	11/15/2040	20,000.00	3.070	7016
912834JH2	229407	2000	S 0 11-15-40	02/02/2017	18,800.40	.000	11/15/2040	40,000.00	3.200	7016
912834JH2	234947	2000	S 0 11-15-40	01/25/2018	20,652.00	.000	11/15/2040	40,000.00	2.920	7016
912834JH2	235075	2000	S 0 11-15-40	02/02/2018	20,434.80	.000	11/15/2040	40,000.00	2.970	7016
912834JH2	243401	2000	S 0 11-15-40	11/15/2019	23,969.20	.000	11/15/2040	40,000.00	2.454	7016
912834JH2	243644	2000	S 0 11-15-40	12/09/2019	25,040.40	.000	11/15/2040	40,000.00	2.250	7016
912834JH2	243736	2000	S 0 11-15-40	12/16/2019	24,896.40	.000	11/15/2040	40,000.00	2.280	7016
912834JH2	247344	2000	S 0 11-15-40	11/06/2020	29,537.60	.000	11/15/2040	40,000.00	1.520	7016
912834JH2	247484	2000	S 0 11-15-40	11/19/2020	59,123.20	.000	11/15/2040	80,000.00	1.519	7016
912834JH2	247649	2000	S 0 11-15-40	12/03/2020	30,155.20	.000	11/15/2040	40,000.00	1.421	7016
912834JH2	247801	2000	S 0 11-15-40	12/14/2020	29,229.67	.000	11/15/2040	40,000.00	1.581	7016
912834JH2	247861	2000	S 0 11-15-40	12/17/2020	29,675.60	.000	11/15/2040	40,000.00	1.505	7016
912834JP4	213378	2000	US TREASURY STRIP	03/28/2013	39,487.00	.000	02/15/2041	100,000.00	3.360	7108
912834JP4	230035	2000	S 0 02-15-41	03/24/2017	186,620.00	.000	02/15/2041	400,000.00	3.216	7108
912834JP4	230347	2000	S 0 02-15-41	04/17/2017	19,466.00	.000	02/15/2041	40,000.00	3.045	7108
912834JP4	235214	2000	S 0 02-15-41	02/15/2018	19,580.80	.000	02/15/2041	40,000.00	3.130	7108
912834JP4	235384	2000	S 0 02-15-41	03/01/2018	19,560.00	.000	02/15/2041	40,000.00	3.140	7108
912834JP4	235409	2000	S 0 02-15-41	03/01/2018	19,459.20	.000	02/15/2041	40,000.00	3.163	7108
912834JP4	235469	2000	S 0 02-15-41	03/05/2018	97,284.00	.000	02/15/2041	200,000.00	3.165	7108
912834JP4	235542	2000	S 0 02-15-41	03/08/2018	19,606.80	.000	02/15/2041	40,000.00	3.132	7108
912834JP4	236299	2000	S 0 02-15-41	04/26/2018	19,654.80	.000	02/15/2041	40,000.00	3.140	7108
912834JP4	244751	2000	S 0 02-15-41	03/19/2020	30,932.40	.000	02/15/2041	40,000.00	1.233	7108
912834JP4	244864	2000	S 0 02-15-41	04/02/2020	19,315.00	.000	02/15/2041	25,000.00	1.240	7108
912834JP4	249127	2000	S 0 02-15-41	03/12/2021	25,523.20	.000	02/15/2041	40,000.00	2.267	7108
912834JP4	249154	2000	S 0 02-15-41	03/12/2021	51,016.00	.000	02/15/2041	80,000.00	2.270	7108
912834JP4	250129	2000	S 0 02-15-41	05/03/2021	25,444.80	.000	02/15/2041	40,000.00	2.299	7108



Run Date: 9/2/2021 8:33:06 AM

Investments Outstanding As Of Date: 8/31/2021

INVENTORY BY MATURITY REPORT

CUSIP	Investment #	Fund	Issuer	Purchase Date	Current Book	Current Rate	Maturity Date	Current Par	YTM	Days to Maturity
912834KHO	231301	2000	S 0 05-15-41	05/11/2017	18,953.20	.000	05/15/2041	40,000.00	3.135	7197
912834KHO	231603	2000	S 0 05-15-41	06/02/2017	19,649.20	.000	05/15/2041	40,000.00	2.990	7197
912834KHO	237018	2000	S 0 05-15-41	06/14/2018	19,674.80	.000	05/15/2041	40,000.00	3.120	7197
912834KHO	237331	2000	S 0 05-15-41	07/06/2018	20,248.80	.000	05/15/2041	40,000.00	3.001	7197
912834KHO	237393	2000	S 0 05-15-41	07/12/2018	20,308.40	.000	05/15/2041	40,000.00	2.990	7197
912834KHO	241274	2000	S 0 05-15-41	05/09/2019	21,266.80	.000	05/15/2041	40,000.00	2.890	7197
912834KHO	241698	2000	S 0 05-15-41	06/21/2019	23,033.60	.000	05/15/2041	40,000.00	2.536	7197
912834KHO	241923	2000	S 0 05-15-41	07/11/2019	23,146.00	.000	05/15/2041	40,000.00	2.520	7197
912834KHO	242117	2000	S 0 05-15-41	07/26/2019	22,946.40	.000	05/15/2041	40,000.00	2.565	7197
912834KHO	245863	2000	S 0 05-15-41	05/18/2020	30,280.00	.000	05/15/2041	40,000.00	1.331	7197
912834KHO	246043	2000	S 0 05-15-41	06/12/2020	29,084.00	.000	05/15/2041	40,000.00	1.529	7197
912834KHO	246105	2000	S 0 05-15-41	06/19/2020	29,438.40	.000	05/15/2041	40,000.00	1.472	7197
912834KHO	246272	2000	S 0 05-15-41	07/16/2020	30,727.60	.000	05/15/2041	40,000.00	1.270	7197
912834KHO	246292	2000	S 0 05-15-41	07/16/2020	30,727.60	.000	05/15/2041	40,000.00	1.270	7197
912834KHO	246333	2000	S 0 05-15-41	07/20/2020	30,955.20	.000	05/15/2041	40,000.00	1.235	7197
912834KHO	250356	2000	S 0 05-15-41	05/10/2021	50,619.20	.000	05/15/2041	80,000.00	2.300	7197
912834KHO	250732	2000	S 0 05-15-41	06/11/2021	25,520.40	.000	05/15/2041	40,000.00	2.268	7197
912834KHO	251132	2000	S 0 05-15-41	07/15/2021	26,664.80	.000	05/15/2041	40,000.00	2.055	7197
912834KHO	251156	2000	S 0 05-15-41	07/15/2021	133,574.00	.000	05/15/2041	200,000.00	2.046	7197
912834KHO	251369	2000	S 0 05-15-41	07/30/2021	27,310.80	.000	05/15/2041	40,000.00	1.937	7197
912834KP2	224473	2000	USTREASURYSTRIP	10/22/2015	45,776.00	.000	08/15/2041	100,000.00	3.050	7289
912834KP2	234148	2000	S 0 08-15-41	10/26/2017	19,968.00	.000	08/15/2041	40,000.00	2.940	7289
912834KP2	237913	2000	S 0 08-15-41	08/23/2018	20,179.20	.000	08/15/2041	40,000.00	3.000	7289
912834KP2	238227	2000	S 0 08-15-41	09/13/2018	20,219.60	.000	08/15/2041	40,000.00	2.999	7289
912834KP2	238672	2000	S 0 08-15-41	10/25/2018	185,124.00	.000	08/15/2041	400,000.00	3.407	7289
912834KP2	242400	2000	S 0 08-15-41	08/19/2019	16,423.25	.000	08/15/2041	25,000.00	1.920	7289
912834KP2	242679	2000	S 0 08-15-41	09/12/2019	50,492.00	.000	08/15/2041	80,000.00	2.110	7289
912834KP2	246495	2000	S 0 08-15-41	08/10/2020	31,474.00	.000	08/15/2041	40,000.00	1.144	7289
912834KP2	246800	2000	US Treasury Strip 08,15,2041	09/18/2020	60,528.27	.000	08/15/2041	80,000.00	1.339	7289
912834KP2	247020	2000	S 0 08-15-41	10/13/2020	29,687.20	.000	08/15/2041	40,000.00	1.436	7289
912834KP2	247147	2000	S 0 08-15-41	10/22/2020	29,568.25	.000	08/15/2041	40,000.00	1.457	7289
912834KP2	251664	2000	S 0 08-15-41	08/19/2021	27,005.20	.000	08/15/2041	40,000.00	1.975	7289
912834KV9	229124	2000	S 0 11-15-41	01/12/2017	9,337.60	.000	11/15/2041	20,000.00	3.090	7381



Run Date: 9/2/2021 8:33:06 AM

Investments Outstanding As Of Date: 8/31/2021

INVENTORY BY MATURITY REPORT

CUSIP	Investment #	Fund	Issuer	Purchase Date	Current Book	Current Rate	Maturity Date	Current Par	YTM	Days to Maturity
912834KV9	229142	2000	S 0 11-15-41	01/12/2017	9,337.60	.000	11/15/2041	20,000.00	3.090	7381
912834KV9	234948	2000	S 0 11-15-41	01/25/2018	19,968.00	.000	11/15/2041	40,000.00	2.940	7381
912834KV9	235076	2000	S 0 11-15-41	02/02/2018	19,794.80	.000	11/15/2041	40,000.00	2.980	7381
912834KV9	243402	2000	S 0 11-15-41	11/15/2019	23,244.80	.000	11/15/2041	40,000.00	2.483	7381
912834KV9	243645	2000	S 0 11-15-41	12/09/2019	24,380.40	.000	11/15/2041	40,000.00	2.270	7381
912834KV9	243737	2000	S 0 11-15-41	12/16/2019	24,232.80	.000	11/15/2041	40,000.00	2.300	7381
912834KV9	247345	2000	S 0 11-15-41	11/06/2020	28,882.00	.000	11/15/2041	40,000.00	1.555	7381
912834KV9	247485	2000	S 0 11-15-41	11/19/2020	57,884.00	.000	11/15/2041	80,000.00	1.548	7381
912834KV9	247650	2000	S 0 11-15-41	12/03/2020	29,474.00	.000	11/15/2041	40,000.00	1.463	7381
912834KV9	247802	2000	S 0 11-15-41	12/14/2020	28,570.65	.000	11/15/2041	40,000.00	1.615	7381
912834KV9	247862	2000	S 0 11-15-41	12/17/2020	28,992.40	.000	11/15/2041	40,000.00	1.545	7381
912834LB2	213379	2000	US TREASURY STRIP	03/28/2013	37,911.00	.000	02/15/2042	100,000.00	3.386	7473
912834LB2	235215	2000	S 0 02-15-42	02/15/2018	18,937.20	.000	02/15/2042	40,000.00	3.140	7473
912834LB2	235385	2000	S 0 02-15-42	03/01/2018	18,915.60	.000	02/15/2042	40,000.00	3.150	7473
912834LB2	235410	2000	S 0 02-15-42	03/01/2018	18,796.40	.000	02/15/2042	40,000.00	3.177	7473
912834LB2	235470	2000	S 0 02-15-42	03/05/2018	94,054.00	.000	02/15/2042	200,000.00	3.175	7473
912834LB2	235543	2000	S 0 02-15-42	03/08/2018	18,957.20	.000	02/15/2042	40,000.00	3.143	7473
912834LB2	236300	2000	S 0 02-15-42	04/26/2018	19,007.20	.000	02/15/2042	40,000.00	3.150	7473
912834LB2	244752	2000	S 0 02-15-42	03/19/2020	30,210.80	.000	02/15/2042	40,000.00	1.285	7473
912834LB2	244865	2000	S 0 02-15-42	04/02/2020	18,953.50	.000	02/15/2042	25,000.00	1.270	7473
912834LB2	249128	2000	S 0 02-15-42	03/12/2021	24,784.40	.000	02/15/2042	40,000.00	2.300	7473
912834LB2	249155	2000	S 0 02-15-42	03/12/2021	49,568.80	.000	02/15/2042	80,000.00	2.300	7473
912834LB2	250130	2000	S 0 02-15-42	05/03/2021	24,722.00	.000	02/15/2042	40,000.00	2.328	7473
912834LK2	237017	2000	S 0 05-15-42	06/14/2018	19,030.40	.000	05/15/2042	40,000.00	3.130	7562
912834LK2	237332	2000	S 0 05-15-42	07/06/2018	19,618.40	.000	05/15/2042	40,000.00	3.008	7562
912834LK2	237392	2000	S 0 05-15-42	07/12/2018	20,046.60	.000	05/15/2042	40,000.00	2.919	7562
912834LK2	241275	2000	S 0 05-15-42	05/09/2019	20,478.80	.000	05/15/2042	40,000.00	2.930	7562
912834LK2	241699	2000	S 0 05-15-42	06/21/2019	22,278.40	.000	05/15/2042	40,000.00	2.572	7562
912834LK2	241924	2000	S 0 05-15-42	07/11/2019	22,421.20	.000	05/15/2042	40,000.00	2.550	7562
912834LK2	242118	2000	S 0 05-15-42	07/26/2019	22,183.20	.000	05/15/2042	40,000.00	2.602	7562
912834LK2	245864	2000	S 0 05-15-42	05/18/2020	29,601.60	.000	05/15/2042	40,000.00	1.374	7562
912834LK2	246044	2000	S 0 05-15-42	06/12/2020	28,334.40	.000	05/15/2042	40,000.00	1.579	7562
912834LK2	246106	2000	S 0 05-15-42	06/19/2020	28,680.40	.000	05/15/2042	40,000.00	1.524	7562



Run Date: 9/2/2021 8:33:06 AM

Investments Outstanding As Of Date: 8/31/2021

INVENTORY BY MATURITY REPORT

CUSIP	Investment #	Fund	Issuer	Purchase Date	Current Book	Current Rate	Maturity Date	Current Par	YTM	Days to Maturity
912834LK2	246273	2000	S 0 05-15-42	07/16/2020	30,013.60	.000	05/15/2042	40,000.00	1.320	7562
912834LK2	246293	2000	S 0 05-15-42	07/16/2020	30,013.60	.000	05/15/2042	40,000.00	1.320	7562
912834LK2	246334	2000	S 0 05-15-42	07/20/2020	30,243.20	.000	05/15/2042	40,000.00	1.286	7562
912834LK2	250357	2000	S 0 05-15-42	05/10/2021	49,269.60	.000	05/15/2042	80,000.00	2.320	7562
912834LK2	250733	2000	S 0 05-15-42	06/11/2021	24,844.40	.000	05/15/2042	40,000.00	2.289	7562
912834LK2	251133	2000	S 0 05-15-42	07/15/2021	25,905.60	.000	05/15/2042	40,000.00	2.096	7562
912834LK2	251157	2000	S 0 05-15-42	07/15/2021	129,728.00	.000	05/15/2042	200,000.00	2.089	7562
912834LK2	251370	2000	S 0 05-15-42	07/30/2021	26,471.60	.000	05/15/2042	40,000.00	1.995	7562
912834LR7	224474	2000	USTREASURYSTRIP	10/22/2015	44,118.00	.000	08/15/2042	100,000.00	3.075	7654
912834LR7	237914	2000	S 0 08-15-42	08/23/2018	19,587.20	.000	08/15/2042	40,000.00	3.000	7654
912834LR7	238228	2000	S 0 08-15-42	09/13/2018	19,073.60	.000	08/15/2042	40,000.00	3.120	7654
912834LR7	238671	2000	S 0 08-15-42	10/25/2018	178,972.00	.000	08/15/2042	400,000.00	3.407	7654
912834LR7	242401	2000	S 0 08-15-42	08/19/2019	16,002.75	.000	08/15/2042	25,000.00	1.950	7654
912834LR7	242680	2000	S 0 08-15-42	09/12/2019	49,253.60	.000	08/15/2042	80,000.00	2.127	7654
912834LR7	246496	2000	S 0 08-15-42	08/10/2020	30,818.80	.000	08/15/2042	40,000.00	1.188	7654
912834LR7	246801	2000	US Treasury Strip 08,15,2042	09/18/2020	59,336.05	.000	08/15/2042	80,000.00	1.369	7654
912834LR7	247021	2000	S 0 08-15-42	10/13/2020	28,993.20	.000	08/15/2042	40,000.00	1.479	7654
912834LR7	247148	2000	S 0 08-15-42	10/22/2020	28,937.72	.000	08/15/2042	40,000.00	1.489	7654
912834LR7	251665	2000	S 0 08-15-42	08/19/2021	26,287.60	.000	08/15/2042	40,000.00	2.010	7654
912834LX4	234949	2000	S 0 11-15-42	01/25/2018	19,346.40	.000	11/15/2042	40,000.00	2.950	7746
912834LX4	235055	2000	S 0 11-15-42	02/02/2018	19,124.00	.000	11/15/2042	40,000.00	3.000	7746
912834LX4	243403	2000	S 0 11-15-42	11/15/2019	22,586.00	.000	11/15/2042	40,000.00	2.500	7746
912834LX4	243646	2000	S 0 11-15-42	12/09/2019	23,782.40	.000	11/15/2042	40,000.00	2.280	7746
912834LX4	243738	2000	S 0 11-15-42	12/16/2019	23,631.60	.000	11/15/2042	40,000.00	2.310	7746
912834LX4	247346	2000	S 0 11-15-42	11/06/2020	28,190.40	.000	11/15/2042	40,000.00	1.595	7746
912834LX4	247486	2000	S 0 11-15-42	11/19/2020	56,629.60	.000	11/15/2042	80,000.00	1.577	7746
912834LX4	247651	2000	S 0 11-15-42	12/03/2020	28,791.20	.000	11/15/2042	40,000.00	1.504	7746
912834LX4	247803	2000	S 0 11-15-42	12/14/2020	27,931.97	.000	11/15/2042	40,000.00	1.645	7746
912834LX4	247863	2000	S 0 11-15-42	12/17/2020	28,364.00	.000	11/15/2042	40,000.00	1.575	7746
912834MD7	244753	2000	S 0 02-15-43	03/19/2020	29,414.80	.000	02/15/2043	40,000.00	1.346	7838
912834MD7	244866	2000	S 0 02-15-43	04/02/2020	18,503.75	.000	02/15/2043	25,000.00	1.320	7838
912834MD7	249129	2000	S 0 02-15-43	03/12/2021	24,187.20	.000	02/15/2043	40,000.00	2.307	7838
912834MD7	249156	2000	S 0 02-15-43	03/12/2021	48,374.40	.000	02/15/2043	80,000.00	2.307	7838



Run Date: 9/2/2021 8:33:06 AM

Investments Outstanding As Of Date: 8/31/2021

INVENTORY BY MATURITY REPORT

CUSIP	Investment #	Fund	Issuer	Purchase Date	Current Book	Current Rate	Maturity Date	Current Par	YTM	Days to Maturity
912834MD7	250131	2000	S 0 02-15-43	05/03/2021	24,073.60	.000	02/15/2043	40,000.00	2.344	7838
912834MM7	241276	2000	S 0 05-15-43	05/09/2019	19,844.40	.000	05/15/2043	40,000.00	2.940	7927
912834MM7	241700	2000	S 0 05-15-43	06/21/2019	21,588.80	.000	05/15/2043	40,000.00	2.597	7927
912834MM7	241925	2000	S 0 05-15-43	07/11/2019	22,422.60	.000	05/15/2043	40,000.00	2.442	7927
912834MM7	242119	2000	S 0 05-15-43	07/26/2019	21,490.40	.000	05/15/2043	40,000.00	2.627	7927
912834MM7	245865	2000	S 0 05-15-43	05/18/2020	28,887.20	.000	05/15/2043	40,000.00	1.421	7927
912834MM7	246045	2000	S 0 05-15-43	06/12/2020	27,658.80	.000	05/15/2043	40,000.00	1.616	7927
912834MM7	246107	2000	S 0 05-15-43	06/19/2020	27,989.20	.000	05/15/2043	40,000.00	1.565	7927
912834MM7	246274	2000	S 0 05-15-43	07/16/2020	29,287.20	.000	05/15/2043	40,000.00	1.370	7927
912834MM7	246294	2000	S 0 05-15-43	07/16/2020	29,287.20	.000	05/15/2043	40,000.00	1.370	7927
912834MM7	246335	2000	S 0 05-15-43	07/20/2020	29,484.80	.000	05/15/2043	40,000.00	1.341	7927
912834MM7	250358	2000	S 0 05-15-43	05/10/2021	47,937.60	.000	05/15/2043	80,000.00	2.340	7927
912834MM7	250734	2000	S 0 05-15-43	06/11/2021	24,177.20	.000	05/15/2043	40,000.00	2.309	7927
912834MM7	251134	2000	S 0 05-15-43	07/15/2021	25,267.20	.000	05/15/2043	40,000.00	2.115	7927
912834MM7	251158	2000	S 0 05-15-43	07/15/2021	126,678.00	.000	05/15/2043	200,000.00	2.103	7927
912834MM7	251371	2000	S 0 05-15-43	07/30/2021	25,878.40	.000	05/15/2043	40,000.00	2.008	7927
912834MT2	224475	2000	USTREASURYSTRIP	10/22/2015	43,087.00	.000	08/15/2043	100,000.00	3.050	8019
912834MT2	242402	2000	S 0 08-15-43	08/19/2019	15,658.00	.000	08/15/2043	25,000.00	1.960	8019
912834MT2	242681	2000	S 0 08-15-43	09/12/2019	48,005.60	.000	08/15/2043	80,000.00	2.146	8019
912834MT2	246497	2000	S 0 08-15-43	08/10/2020	30,116.40	.000	08/15/2043	40,000.00	1.237	8019
912834MT2	246802	2000	US Treasury Strip 08,15,2043	09/18/2020	57,944.18	.000	08/15/2043	80,000.00	1.413	8019
912834MT2	247022	2000	S 0 08-15-43	10/13/2020	28,254.00	.000	08/15/2043	40,000.00	1.528	8019
912834MT2	247149	2000	S 0 08-15-43	10/22/2020	28,219.21	.000	08/15/2043	40,000.00	1.535	8019
912834MT2	251666	2000	S 0 08-15-43	08/19/2021	25,711.20	.000	08/15/2043	40,000.00	2.020	8019
912834MZ8	243404	2000	S 0 11-15-43	11/15/2019	21,995.20	.000	11/15/2043	40,000.00	2.507	8111
912834MZ8	243647	2000	S 0 11-15-43	12/09/2019	23,194.40	.000	11/15/2043	40,000.00	2.290	8111
912834MZ8	243716	2000	S 0 11-15-43	12/16/2019	23,040.40	.000	11/15/2043	40,000.00	2.320	8111
912834MZ8	247347	2000	S 0 11-15-43	11/06/2020	27,588.00	.000	11/15/2043	40,000.00	1.620	8111
912834MZ8	247487	2000	S 0 11-15-43	11/19/2020	55,400.80	.000	11/15/2043	80,000.00	1.605	8111
912834MZ8	247652	2000	S 0 11-15-43	12/03/2020	28,172.40	.000	11/15/2043	40,000.00	1.533	8111
912834MZ8	247804	2000	S 0 11-15-43	12/14/2020	27,229.40	.000	11/15/2043	40,000.00	1.685	8111
912834MZ8	247864	2000	S 0 11-15-43	12/17/2020	27,732.80	.000	11/15/2043	40,000.00	1.605	8111
912834NF1	244754	2000	S 0 02-15-44	03/19/2020	28,686.80	.000	02/15/2044	40,000.00	1.395	8203



Run Date: 9/2/2021 8:33:06 AM

Investments Outstanding As Of Date: 8/31/2021

INVENTORY BY MATURITY REPORT

CUSIP	Investment #	Fund	Issuer	Purchase Date	Current Book	Current Rate	Maturity Date	Current Par	YTM	Days to Maturity
912834NF1	244867	2000	S 0 02-15-44	04/02/2020	18,089.50	.000	02/15/2044	25,000.00	1.360	8203
912834NF1	249130	2000	S 0 02-15-44	03/12/2021	23,569.20	.000	02/15/2044	40,000.00	2.320	8203
912834NF1	249157	2000	S 0 02-15-44	03/12/2021	47,138.40	.000	02/15/2044	80,000.00	2.320	8203
912834NF1	250132	2000	S 0 02-15-44	05/03/2021	23,445.20	.000	02/15/2044	40,000.00	2.358	8203
912834NP9	245866	2000	S 0 05-15-44	05/18/2020	28,278.80	.000	05/15/2044	40,000.00	1.451	8293
912834NP9	246046	2000	S 0 05-15-44	06/12/2020	26,947.20	.000	05/15/2044	40,000.00	1.658	8293
912834NP9	246108	2000	S 0 05-15-44	06/19/2020	27,280.40	.000	05/15/2044	40,000.00	1.607	8293
912834NP9	246275	2000	S 0 05-15-44	07/16/2020	28,618.00	.000	05/15/2044	40,000.00	1.410	8293
912834NP9	246295	2000	S 0 05-15-44	07/16/2020	28,618.00	.000	05/15/2044	40,000.00	1.410	8293
912834NP9	246336	2000	S 0 05-15-44	07/20/2020	28,782.40	.000	05/15/2044	40,000.00	1.386	8293
912834NP9	250359	2000	S 0 05-15-44	05/10/2021	46,675.20	.000	05/15/2044	80,000.00	2.355	8293
912834NP9	250735	2000	S 0 05-15-44	06/11/2021	23,678.40	.000	05/15/2044	40,000.00	2.300	8293
912834NP9	251135	2000	S 0 05-15-44	07/15/2021	24,763.60	.000	05/15/2044	40,000.00	2.111	8293
912834NP9	251159	2000	S 0 05-15-44	07/15/2021	124,112.00	.000	05/15/2044	200,000.00	2.101	8293
912834NP9	251372	2000	S 0 05-15-44	07/30/2021	25,372.40	.000	05/15/2044	40,000.00	2.007	8293
912834NV6	224476	2000	USTREASURYSTRIP	10/22/2015	41,506.00	.000	08/15/2044	100,000.00	3.075	8385
912834NV6	242403	2000	S 0 08-15-44	08/19/2019	15,279.75	.000	08/15/2044	25,000.00	1.980	8385
912834NV6	246498	2000	S 0 08-15-44	08/10/2020	29,507.20	.000	08/15/2044	40,000.00	1.271	8385
912834NV6	246803	2000	US Treasury Strip 08,15,2044	09/18/2020	56,634.42	.000	08/15/2044	80,000.00	1.450	8385
912834NV6	247023	2000	S 0 08-15-44	10/13/2020	27,379.20	.000	08/15/2044	40,000.00	1.597	8385
912834NV6	247150	2000	S 0 08-15-44	10/22/2020	27,575.10	.000	08/15/2044	40,000.00	1.568	8385
912834NV6	251667	2000	S 0 08-15-44	08/19/2021	25,228.40	.000	08/15/2044	40,000.00	2.015	8385
912834PB8	247348	2000	S 0 11-15-44	11/06/2020	26,953.20	.000	11/15/2044	40,000.00	1.650	8477
912834PB8	247488	2000	S 0 11-15-44	11/19/2020	54,208.80	.000	11/15/2044	80,000.00	1.629	8477
912834PB8	247653	2000	S 0 11-15-44	12/03/2020	27,538.00	.000	11/15/2044	40,000.00	1.565	8477
912834PB8	247805	2000	S 0 11-15-44	12/14/2020	26,636.96	.000	11/15/2044	40,000.00	1.707	8477
912834PB8	247865	2000	S 0 11-15-44	12/17/2020	27,099.60	.000	11/15/2044	40,000.00	1.635	8477
912834PH5	244868	2000	S 0 02-15-45	04/02/2020	17,758.00	.000	02/15/2045	25,000.00	1.380	8569
912834PH5	249131	2000	S 0 02-15-45	03/12/2021	20,914.80	.000	02/15/2045	40,000.00	2.728	8569
912834PH5	249159	2000	S 0 02-15-45	03/12/2021	41,829.60	.000	02/15/2045	80,000.00	2.728	8569
912834PH5	250133	2000	S 0 02-15-45	05/03/2021	22,820.00	.000	02/15/2045	40,000.00	2.373	8569
912834KB3	250360	2000	S 0 05-15-45	05/10/2021	45,541.60	.000	05/15/2045	80,000.00	2.360	8658
912834KB3	250736	2000	S 0 05-15-45	06/11/2021	23,194.00	.000	05/15/2045	40,000.00	2.291	8658



Run Date: 9/2/2021 8:33:06 AM

Investments Outstanding As Of Date: 8/31/2021

INVENTORY BY MATURITY REPORT

CUSIP	Investment #	Fund	Issuer	Purchase Date	Current Book	Current Rate	Maturity Date	Current Par	YTM	Days to Maturity
912834KB3	251136	2000 S 0 05-15-45		07/15/2021	24,266.00	.000	05/15/2045	40,000.00	2.108	8658
912834KB3	251160	2000 S 0 05-15-45		07/15/2021	121,574.00	.000	05/15/2045	200,000.00	2.100	8658
912834KB3	251373	2000 S 0 05-15-45		07/30/2021	24,881.20	.000	05/15/2045	40,000.00	2.005	8658
912834PM4	242404	2000 S 0 08-15-45		08/19/2019	14,943.00	.000	08/15/2045	25,000.00	1.990	8750
912834PM4	251668	2000 S 0 08-15-45		08/19/2021	24,756.80	.000	08/15/2045	40,000.00	2.010	8750
912834PZ5	244869	2000 S 0 02-15-46		04/02/2020	17,425.75	.000	02/15/2046	25,000.00	1.400	8934
912834QP6	242405	2000 S 0 08-15-46		08/19/2019	14,650.00	.000	08/15/2046	25,000.00	1.990	9115
912834RB6	244870	2000 S 0 02-15-47		04/02/2020	17,184.25	.000	02/15/2047	25,000.00	1.400	9299
912834RR1	242406	2000 S 0 08-15-47		08/19/2019	14,362.75	.000	08/15/2047	25,000.00	1.990	9480
912834TF5	244871	2000 S 0 02-15-48		04/02/2020	16,899.25	.000	02/15/2048	25,000.00	1.410	9664
912834TV0	242407	2000 S 0 08-15-48		08/19/2019	14,162.25	.000	08/15/2048	25,000.00	1.970	9846
912834UH9	244872	2000 S 0 02-15-49		04/02/2020	16,663.50	.000	02/15/2049	25,000.00	1.410	10030
912834UY2	242408	2000 S 0 08-15-49		08/19/2019	13,887.50	.000	08/15/2049	25,000.00	1.970	10211



Ratification Report

From Date: 8/1/2021 To Date: 8/31/2021

Date Basis: Settlement

Run: 09/02/2021 08:34:06 AM

By: Simon Gollomp

State of Ohio - Prod

Inv. No.	Description	CUSIP	Fund	Maturity	Settle	TXN Type	Coupon	Yield	Par Value	Book Value	Purchase Interest	Settlement
Fund: 1000 REG INVESTMENT ACCT-REG												
251424	SCHART CP 0 08-01-	85324UH14	1000	08/01/22	08/02/21	PURC	.000	.220	50,000,000.00	49,888,777.78	0.00	-49,888,777.78
251425	PRU 0 09-13-21	74433GWD4	1000	09/13/21	08/02/21	PURC	.000	.090	50,000,000.00	49,994,750.00	0.00	-49,994,750.00
251426	PRU 0 08-30-21	74433GVW3	1000	08/30/21	08/02/21	PURC	.000	.080	50,000,000.00	49,996,888.89	0.00	-49,996,888.89
251444	ANGLES 0 10-04-21	0347M2X43	1000	10/04/21	08/03/21	PURC	.000	.090	50,000,000.00	49,992,250.00	0.00	-49,992,250.00
251445	BNPPNY 0 08-05-21	09659BV56	1000	08/05/21	08/03/21	PURC	.000	.070	50,000,000.00	49,999,805.54	0.00	-49,999,805.54
251446	BNPPNY 0 08-05-21	09659BV56	1000	08/05/21	08/03/21	PURC	.000	.070	50,000,000.00	49,999,805.56	0.00	-49,999,805.56
251447	BNPPNY 0 08-05-21	09659BV56	1000	08/05/21	08/03/21	PURC	.000	.070	50,000,000.00	49,999,805.56	0.00	-49,999,805.56
251448	BNPPNY 0 08-05-21	09659BV56	1000	08/05/21	08/03/21	PURC	.000	.070	50,000,000.00	49,999,805.56	0.00	-49,999,805.56
251449	PRISTM 0 04-28-22	74154GDU4	1000	04/28/22	08/03/21	PURC	.000	.180	25,000,000.00	24,966,500.00	0.00	-24,966,500.00
251450	SCHART CP 0 07-01-	85324UG15	1000	07/01/22	08/03/21	PURC	.000	.210	50,000,000.00	49,903,166.67	0.00	-49,903,166.67
251478	BBNYK 0 02-03-22	06743MB33	1000	02/03/22	08/04/21	PURC	.000	.150	25,000,000.00	24,980,937.50	0.00	-24,980,937.50
251479	BBNYK 0 05-02-22	06743ME22	1000	05/02/22	08/04/21	PURC	.000	.190	25,000,000.00	24,964,243.06	0.00	-24,964,243.06
251480	BBNYK 0 11-12-21	06743LYC0	1000	11/12/21	08/04/21	PURC	.000	.120	25,000,000.00	24,991,666.67	0.00	-24,991,666.67
251498	CACPNY 0 08-26-21	22533TVS2	1000	08/26/21	08/05/21	PURC	.000	.070	25,000,000.00	24,998,979.17	0.00	-24,998,979.17
251499	CACPNY 0 08-26-21	22533TVS2	1000	08/26/21	08/05/21	PURC	.000	.070	50,000,000.00	49,997,958.33	0.00	-49,997,958.33
251500	CACPNY 0 08-26-21	22533TVS2	1000	08/26/21	08/05/21	PURC	.000	.070	50,000,000.00	49,997,958.33	0.00	-49,997,958.33
251501	MIZUNY CP 0 05-05-2	60689GE51	1000	05/05/22	08/05/21	PURC	.000	.160	50,000,000.00	49,939,333.33	0.00	-49,939,333.33
251502	TDHUSA CP 0 07-29-	89116FGV6	1000	07/29/22	08/05/21	PURC	.000	.165	50,000,000.00	49,917,958.33	0.00	-49,917,958.33
251526	BNPPNY 0 08-09-21	09659BV98	1000	08/09/21	08/06/21	PURC	.000	.070	50,000,000.00	49,999,708.33	0.00	-49,999,708.33
251527	BNPPNY 0 08-09-21	09659BV98	1000	08/09/21	08/06/21	PURC	.000	.070	25,000,000.00	24,999,854.17	0.00	-24,999,854.17
251543	BNPPNY 0 08-13-21	09659BVD9	1000	08/13/21	08/09/21	PURC	.000	.070	50,000,000.00	49,999,611.11	0.00	-49,999,611.11
251544	BNPPNY 0 08-13-21	09659BVD9	1000	08/13/21	08/09/21	PURC	.000	.070	50,000,000.00	49,999,611.11	0.00	-49,999,611.11
251555	BBNYK 0 02-10-22	06743MBA7	1000	02/10/22	08/10/21	PURC	.000	.150	25,000,000.00	24,980,833.33	0.00	-24,980,833.33
251556	BBNYK 0 05-12-22	06743MEC0	1000	05/12/22	08/10/21	PURC	.000	.190	25,000,000.00	24,963,715.28	0.00	-24,963,715.28
251557	BBNYK 0 08-04-22	06743MH45	1000	08/04/22	08/10/21	PURC	.000	.231	25,000,000.00	24,942,659.72	0.00	-24,942,659.72
251558	BNPPNY 0 08-11-21	09659BVB3	1000	08/11/21	08/10/21	PURC	.000	.070	50,000,000.00	49,999,902.77	0.00	-49,999,902.77
251559	BNPPNY 0 08-11-21	09659BVB3	1000	08/11/21	08/10/21	PURC	.000	.070	50,000,000.00	49,999,902.78	0.00	-49,999,902.78
251560	BNPPNY 0 08-11-21	09659BVB3	1000	08/11/21	08/10/21	PURC	.000	.070	50,000,000.00	49,999,902.78	0.00	-49,999,902.78
251584	BNPPNY 0 08-12-21	09659BVC1	1000	08/12/21	08/11/21	PURC	.000	.070	25,000,000.00	24,999,951.38	0.00	-24,999,951.38
251585	BNPPNY 0 08-12-21	09659BVC1	1000	08/12/21	08/11/21	PURC	.000	.070	50,000,000.00	49,999,902.78	0.00	-49,999,902.78
251586	BNPPNY 0 08-12-21	09659BVC1	1000	08/12/21	08/11/21	PURC	.000	.070	50,000,000.00	49,999,902.78	0.00	-49,999,902.78
251598	BNPPNY 0 08-13-21	09659BVD9	1000	08/13/21	08/12/21	PURC	.000	.070	50,000,000.00	49,999,902.77	0.00	-49,999,902.77
251599	BNPPNY 0 08-13-21	09659BVD9	1000	08/13/21	08/12/21	PURC	.000	.070	50,000,000.00	49,999,902.78	0.00	-49,999,902.78
251600	BNPPNY 0 08-13-21	09659BVD9	1000	08/13/21	08/12/21	PURC	.000	.070	50,000,000.00	49,999,902.78	0.00	-49,999,902.78
251601	BNPPNY 0 08-13-21	09659BVD9	1000	08/13/21	08/12/21	PURC	.000	.070	50,000,000.00	49,999,902.78	0.00	-49,999,902.78
251602	BNPPNY 0 08-13-21	09659BVD9	1000	08/13/21	08/12/21	PURC	.000	.070	50,000,000.00	49,999,902.78	0.00	-49,999,902.78



Ratification Report

From Date: 8/1/2021 To Date: 8/31/2021

Date Basis: Settlement

Run: 09/02/2021 08:34:06 AM

By: Simon Gollomp

State of Ohio - Prod

Inv. No.	Description	CUSIP	Fund	Maturity	Settle	TXN Type	Coupon	Yield	Par Value	Book Value	Purchase Interest	Settlement
251603	BNPPNY 0 08-13-21	09659BVD9	1000	08/13/21	08/12/21	PURC	.000	.070	50,000,000.00	49,999,902.78	0.00	-49,999,902.78
251604	BBNYK 0 12-16-21	06743LZG0	1000	12/16/21	08/12/21	PURC	.000	.130	25,000,000.00	24,988,625.00	0.00	-24,988,625.00
251605	BBNYK 0 08-11-22	06743MHB9	1000	08/11/22	08/12/21	PURC	.000	.231	25,000,000.00	24,941,861.11	0.00	-24,941,861.11
251617	BNPPNY 0 08-17-21	09659BVH0	1000	08/17/21	08/13/21	PURC	.000	.070	50,000,000.00	49,999,611.11	0.00	-49,999,611.11
251618	BNPPNY 0 08-17-21	09659BVH0	1000	08/17/21	08/13/21	PURC	.000	.070	50,000,000.00	49,999,611.11	0.00	-49,999,611.11
251627	BNPPNY 0 08-18-21	09659BVJ6	1000	08/18/21	08/16/21	PURC	.000	.070	50,000,000.00	49,999,805.55	0.00	-49,999,805.55
251628	BNPPNY 0 08-18-21	09659BVJ6	1000	08/18/21	08/16/21	PURC	.000	.070	50,000,000.00	49,999,805.56	0.00	-49,999,805.56
251629	BNPPNY 0 08-20-21	09659BVL1	1000	08/20/21	08/16/21	PURC	.000	.070	50,000,000.00	49,999,611.11	0.00	-49,999,611.11
251630	BNPPNY 0 08-20-21	09659BVL1	1000	08/20/21	08/16/21	PURC	.000	.070	25,000,000.00	24,999,805.56	0.00	-24,999,805.56
251678	BNPPNY 0 08-20-21	09659BVL1	1000	08/20/21	08/17/21	PURC	.000	.070	50,000,000.00	49,999,708.33	0.00	-49,999,708.33
251679	BNPPNY 0 08-20-21	09659BVL1	1000	08/20/21	08/17/21	PURC	.000	.070	50,000,000.00	49,999,708.33	0.00	-49,999,708.33
251680	BNPPNY 0 08-20-21	09659BVL1	1000	08/20/21	08/17/21	PURC	.000	.070	25,000,000.00	24,999,854.17	0.00	-24,999,854.17
251692	BNPPNY 0 08-20-21	09659BVL1	1000	08/20/21	08/18/21	PURC	.000	.070	50,000,000.00	49,999,805.54	0.00	-49,999,805.54
251693	BNPPNY 0 08-20-21	09659BVL1	1000	08/20/21	08/18/21	PURC	.000	.070	50,000,000.00	49,999,805.56	0.00	-49,999,805.56
251694	BNPPNY 0 08-20-21	09659BVL1	1000	08/20/21	08/18/21	PURC	.000	.070	50,000,000.00	49,999,805.56	0.00	-49,999,805.56
251695	BNPPNY 0 08-20-21	09659BVL1	1000	08/20/21	08/18/21	PURC	.000	.070	50,000,000.00	49,999,805.56	0.00	-49,999,805.56
251706	BNPPNY 0 08-20-21	09659BVL1	1000	08/20/21	08/19/21	PURC	.000	.070	50,000,000.00	49,999,902.77	0.00	-49,999,902.77
251707	BNPPNY 0 08-20-21	09659BVL1	1000	08/20/21	08/19/21	PURC	.000	.070	50,000,000.00	49,999,902.78	0.00	-49,999,902.78
251708	BNPPNY 0 08-20-21	09659BVL1	1000	08/20/21	08/19/21	PURC	.000	.070	50,000,000.00	49,999,902.78	0.00	-49,999,902.78
251709	BNPPNY 0 08-20-21	09659BVL1	1000	08/20/21	08/19/21	PURC	.000	.070	50,000,000.00	49,999,902.78	0.00	-49,999,902.78
251710	BNPPNY 0 08-20-21	09659BVL1	1000	08/20/21	08/19/21	PURC	.000	.070	50,000,000.00	49,999,902.78	0.00	-49,999,902.78
251724	ANGLES 0 10-19-21	0347M2XK7	1000	10/19/21	08/20/21	PURC	.000	.080	50,000,000.00	49,993,333.33	0.00	-49,993,333.33
251725	BBNYK 0 11-19-21	06743LYK2	1000	11/19/21	08/20/21	PURC	.000	.120	50,000,000.00	49,984,833.33	0.00	-49,984,833.33
251726	BNPPNY 0 08-23-21	09659BVP2	1000	08/23/21	08/20/21	PURC	.000	.060	50,000,000.00	49,999,750.00	0.00	-49,999,750.00
251727	BNPPNY 0 08-23-21	09659BVP2	1000	08/23/21	08/20/21	PURC	.000	.060	50,000,000.00	49,999,750.00	0.00	-49,999,750.00
251728	BNPPNY 0 08-23-21	09659BVP2	1000	08/23/21	08/20/21	PURC	.000	.060	50,000,000.00	49,999,750.00	0.00	-49,999,750.00
251729	BNPPNY 0 08-23-21	09659BVP2	1000	08/23/21	08/20/21	PURC	.000	.060	50,000,000.00	49,999,750.00	0.00	-49,999,750.00
251742	BNPPNY 0 08-24-21	09659BVQ0	1000	08/24/21	08/23/21	PURC	.000	.070	50,000,000.00	49,999,902.77	0.00	-49,999,902.77
251743	ANGLES CP 0 10-14-2	0347M2XE1	1000	10/14/21	08/23/21	PURC	.000	.080	50,000,000.00	49,994,222.22	0.00	-49,994,222.22
251744	BBNYK 0 04-21-22	06743MDM9	1000	04/21/22	08/23/21	PURC	.000	.170	50,000,000.00	49,943,097.22	0.00	-49,943,097.22
251745	BBNYK 0 12-22-21	06743LZN5	1000	12/22/21	08/23/21	PURC	.000	.130	50,000,000.00	49,978,152.78	0.00	-49,978,152.78
251746	BNPPNY 0 08-24-21	09659BVQ0	1000	08/24/21	08/23/21	PURC	.000	.070	50,000,000.00	49,999,902.78	0.00	-49,999,902.78
251747	BNPPNY 0 08-24-21	09659BVQ0	1000	08/24/21	08/23/21	PURC	.000	.070	50,000,000.00	49,999,902.78	0.00	-49,999,902.78
251748	BNPPNY 0 08-24-21	09659BVQ0	1000	08/24/21	08/23/21	PURC	.000	.070	50,000,000.00	49,999,902.78	0.00	-49,999,902.78
251749	BNPPNY 0 08-24-21	09659BVQ0	1000	08/24/21	08/23/21	PURC	.000	.070	50,000,000.00	49,999,902.78	0.00	-49,999,902.78
251750	ANGLES 0 10-21-21	0347M2XM3	1000	10/21/21	08/23/21	PURC	.000	.080	50,000,000.00	49,993,444.44	0.00	-49,993,444.44
251771	BNPPNY 0 08-25-21	09659BVR8	1000	08/25/21	08/24/21	PURC	.000	.070	50,000,000.00	49,999,902.77	0.00	-49,999,902.77



Ratification Report

From Date: 8/1/2021 To Date: 8/31/2021

Date Basis: Settlement

Run: 09/02/2021 08:34:06 AM

By: Simon Gollomp

State of Ohio - Prod

Inv. No.	Description	CUSIP	Fund	Maturity	Settle	TXN Type	Coupon	Yield	Par Value	Book Value	Purchase Interest	Settlement
251772	BNPPNY 0 08-25-21	09659BVR8	1000	08/25/21	08/24/21	PURC	.000	.070	50,000,000.00	49,999,902.78	0.00	-49,999,902.78
251773	BNPPNY 0 08-25-21	09659BVR8	1000	08/25/21	08/24/21	PURC	.000	.070	50,000,000.00	49,999,902.78	0.00	-49,999,902.78
251774	BNPPNY 0 08-25-21	09659BVR8	1000	08/25/21	08/24/21	PURC	.000	.070	50,000,000.00	49,999,902.78	0.00	-49,999,902.78
251775	CACPNY 0 08-25-21	22533TVR4	1000	08/25/21	08/24/21	PURC	.000	.060	50,000,000.00	49,999,916.66	0.00	-49,999,916.66
251776	CACPNY 0 08-25-21	22533TVR4	1000	08/25/21	08/24/21	PURC	.000	.060	50,000,000.00	49,999,916.66	0.00	-49,999,916.66
251777	CACPNY 0 08-25-21	22533TVR4	1000	08/25/21	08/24/21	PURC	.000	.060	50,000,000.00	49,999,916.67	0.00	-49,999,916.67
251778	CACPNY 0 08-25-21	22533TVR4	1000	08/25/21	08/24/21	PURC	.000	.060	50,000,000.00	49,999,916.67	0.00	-49,999,916.67
251779	CACPNY 0 08-25-21	22533TVR4	1000	08/25/21	08/24/21	PURC	.000	.060	50,000,000.00	49,999,916.67	0.00	-49,999,916.67
251780	CCPV CP 0 05-20-22	19424JEL6	1000	05/20/22	08/24/21	PURC	.000	.180	11,850,000.00	11,834,061.75	0.00	-11,834,061.75
251781	BBNYK 0 12-09-21	06743LZ96	1000	12/09/21	08/24/21	PURC	.000	.120	50,000,000.00	49,982,166.67	0.00	-49,982,166.67
251782	CCPFLX CP 0 05-26-2	19423KES9	1000	05/26/22	08/24/21	PURC	.000	.180	40,000,000.00	39,945,000.00	0.00	-39,945,000.00
251783	ANGLES 0 10-22-21	0347M2XN1	1000	10/22/21	08/25/21	PURC	.000	.080	25,000,000.00	24,996,777.75	0.00	-24,996,777.75
251792	CACPNY 0 08-31-21	22533TVX1	1000	08/31/21	08/25/21	PURC	.000	.070	50,000,000.00	49,999,416.67	0.00	-49,999,416.67
251793	CACPNY 0 08-31-21	22533TVX1	1000	08/31/21	08/25/21	PURC	.000	.070	50,000,000.00	49,999,416.67	0.00	-49,999,416.67
251794	CACPNY 0 08-31-21	22533TVX1	1000	08/31/21	08/25/21	PURC	.000	.070	50,000,000.00	49,999,416.67	0.00	-49,999,416.67
251795	CACPNY 0 08-31-21	22533TVX1	1000	08/31/21	08/25/21	PURC	.000	.070	50,000,000.00	49,999,416.67	0.00	-49,999,416.67
251796	CACPNY 0 08-31-21	22533TVX1	1000	08/31/21	08/25/21	PURC	.000	.070	50,000,000.00	49,999,416.67	0.00	-49,999,416.67
251797	CACPNY 0 08-31-21	22533TVX1	1000	08/31/21	08/25/21	PURC	.000	.070	50,000,000.00	49,999,416.67	0.00	-49,999,416.67
251798	BNPPNY 0 08-26-21	09659BVS6	1000	08/26/21	08/25/21	PURC	.000	.060	50,000,000.00	49,999,916.66	0.00	-49,999,916.66
251800	BNPPNY 0 08-26-21	09659BVS6	1000	08/26/21	08/25/21	PURC	.000	.060	50,000,000.00	49,999,916.67	0.00	-49,999,916.67
251801	BNPPNY 0 08-26-21	09659BVS6	1000	08/26/21	08/25/21	PURC	.000	.060	50,000,000.00	49,999,916.67	0.00	-49,999,916.67
251802	MIZUNY 0 01-24-22	60689GAQ9	1000	01/24/22	08/25/21	PURC	.000	.125	50,000,000.00	49,973,611.11	0.00	-49,973,611.11
251804	LBCMNY CP 0 05-16-	53948BEG0	1000	05/16/22	08/25/21	PURC	.000	.160	50,000,000.00	49,941,333.33	0.00	-49,941,333.33
251806	ANGLES CP 0 10-05-2	0347M2X50	1000	10/05/21	08/25/21	PURC	.000	.080	50,000,000.00	49,995,444.44	0.00	-49,995,444.44
251808	CCPV CP 0 03-24-22	19424JCQ7	1000	03/24/22	08/26/21	PURC	.000	.150	50,000,000.00	49,956,250.00	0.00	-49,956,250.00
251847	RYNYCP CP 0 05-17-2	78015DEH9	1000	05/17/22	08/30/21	PURC	.000	.150	50,000,000.00	49,945,833.33	0.00	-49,945,833.33
251848	BNPPNY 0 08-31-21	09659BVX5	1000	08/31/21	08/30/21	PURC	.000	.060	50,000,000.00	49,999,916.66	0.00	-49,999,916.66
251849	BNPPNY 0 08-31-21	09659BVX5	1000	08/31/21	08/30/21	PURC	.000	.060	50,000,000.00	49,999,916.67	0.00	-49,999,916.67
251850	BNPPNY 0 08-31-21	09659BVX5	1000	08/31/21	08/30/21	PURC	.000	.060	50,000,000.00	49,999,916.67	0.00	-49,999,916.67
251873	AMZN CP 0 11-03-21	02314PY39	1000	11/03/21	08/31/21	PURC	.000	.050	50,000,000.00	49,995,555.56	0.00	-49,995,555.56
PURC							.000	.086	4,726,850,000.00	4,725,789,033.93	0.00	-4,725,789,033.93
Inv Type: 5110 CP-DISC-US-ACT/360-ZERO-Z							.000	.086	4,726,850,000.00	4,725,789,033.93	0.00	-4,725,789,033.93
213723	INVESCO GOVT & AG	825252885	1000	09/01/21	08/20/21	PURC	.030	.030	125,000,000.00	125,000,000.00	0.00	-125,000,000.00
213723	INVESCO GOVT & AG	825252885	1000	09/01/21	08/31/21	PURC	.030	.030	225,000,000.00	225,000,000.00	0.00	-225,000,000.00
PURC							.030	.030	350,000,000.00	350,000,000.00	0.00	-350,000,000.00
Inv Type: 5646 MONEY MARKET FUND - CASH ACCT							.030	.030	350,000,000.00	350,000,000.00	0.00	-350,000,000.00



Ratification Report

From Date: 8/1/2021 To Date: 8/31/2021

Date Basis: Settlement

Run: 09/02/2021 08:34:06 AM

By: Simon Gollomp

State of Ohio - Prod

Inv. No.	Description	CUSIP	Fund	Maturity	Settle	TXN Type	Coupon	Yield	Par Value	Book Value	Purchase Interest	Settlement
193190	NOW ACCT-SWEEP ACCT	NOWSW3006	1000	09/01/21	08/02/21	PURC	.010	.010	6,796,583.85	6,796,583.85	0.00	-6,796,583.85
193190	NOW ACCT-SWEEP ACCT	NOWSW3006	1000	09/01/21	08/03/21	PURC	.010	.010	9,010,928.21	9,010,928.21	0.00	-9,010,928.21
193190	NOW ACCT-SWEEP ACCT	NOWSW3006	1000	09/01/21	08/05/21	PURC	.010	.010	40,149,862.31	40,149,862.31	0.00	-40,149,862.31
193190	NOW ACCT-SWEEP ACCT	NOWSW3006	1000	09/01/21	08/11/21	PURC	.010	.010	592,879.00	592,879.00	0.00	-592,879.00
193190	NOW ACCT-SWEEP ACCT	NOWSW3006	1000	09/01/21	08/12/21	PURC	.010	.010	34,533,990.21	34,533,990.21	0.00	-34,533,990.21
193190	NOW ACCT-SWEEP ACCT	NOWSW3006	1000	09/01/21	08/17/21	PURC	.010	.010	37,530,672.73	37,530,672.73	0.00	-37,530,672.73
193190	NOW ACCT-SWEEP ACCT	NOWSW3006	1000	09/01/21	08/19/21	PURC	.010	.010	23,942,221.21	23,942,221.21	0.00	-23,942,221.21
193190	NOW ACCT-SWEEP ACCT	NOWSW3006	1000	09/01/21	08/23/21	PURC	.010	.010	15,628,032.26	15,628,032.26	0.00	-15,628,032.26
193190	NOW ACCT-SWEEP ACCT	NOWSW3006	1000	09/01/21	08/24/21	PURC	.010	.010	5,833,780.75	5,833,780.75	0.00	-5,833,780.75
193190	NOW ACCT-SWEEP ACCT	NOWSW3006	1000	09/01/21	08/25/21	PURC	.010	.010	15,804,367.24	15,804,367.24	0.00	-15,804,367.24
193190	NOW ACCT-SWEEP ACCT	NOWSW3006	1000	09/01/21	08/26/21	PURC	.010	.010	5,829,336.25	5,829,336.25	0.00	-5,829,336.25
193190	NOW ACCT-SWEEP ACCT	NOWSW3006	1000	09/01/21	08/27/21	PURC	.010	.010	46,454,323.68	46,454,323.68	0.00	-46,454,323.68
193190	NOW ACCT-SWEEP ACCT	NOWSW3006	1000	09/01/21	08/31/21	PURC	.010	.010	11,935,815.82	11,935,815.82	0.00	-11,935,815.82
PURC							.010	.010	254,042,793.52	254,042,793.52	0.00	-254,042,793.52
Inv Type: 5648 MONEY MARKET NOW - SWEEP ACCT							.010	.010	254,042,793.52	254,042,793.52	0.00	-254,042,793.52
251451	B 08-31-21	912796K40	1000	08/31/21	08/03/21	PURC	.000	.040	50,000,000.00	49,998,444.44	0.00	-49,998,444.44
251452	B 10-07-21	9127964V8	1000	10/07/21	08/03/21	PURC	.000	.043	50,000,000.00	49,996,163.19	0.00	-49,996,163.19
251453	B 10-07-21	9127964V8	1000	10/07/21	08/03/21	PURC	.000	.043	50,000,000.00	49,996,163.20	0.00	-49,996,163.20
251454	B 11-04-21	9127964W6	1000	11/04/21	08/05/21	PURC	.000	.045	50,000,000.00	49,994,312.50	0.00	-49,994,312.50
251455	B 11-04-21	9127964W6	1000	11/04/21	08/05/21	PURC	.000	.045	50,000,000.00	49,994,312.50	0.00	-49,994,312.50
251474	CMB 0 11-30-21	912796N88	1000	11/30/21	08/04/21	PURC	.000	.045	50,000,000.00	49,992,625.00	0.00	-49,992,625.00
251475	CMB 0 11-30-21	912796N88	1000	11/30/21	08/04/21	PURC	.000	.045	50,000,000.00	49,992,625.00	0.00	-49,992,625.00
251476	CMB 0 11-30-21	912796N88	1000	11/30/21	08/04/21	PURC	.000	.045	50,000,000.00	49,992,625.00	0.00	-49,992,625.00
251477	CMB 0 11-30-21	912796N88	1000	11/30/21	08/04/21	PURC	.000	.045	50,000,000.00	49,992,625.00	0.00	-49,992,625.00
251494	B 11-18-21	912796H69	1000	11/18/21	08/05/21	PURC	.000	.040	50,000,000.00	49,994,166.66	0.00	-49,994,166.66
251495	B 11-18-21	912796H69	1000	11/18/21	08/05/21	PURC	.000	.040	50,000,000.00	49,994,166.67	0.00	-49,994,166.67
251496	B 11-18-21	912796H69	1000	11/18/21	08/05/21	PURC	.000	.040	50,000,000.00	49,994,166.67	0.00	-49,994,166.67
251497	B 11-18-21	912796H69	1000	11/18/21	08/05/21	PURC	.000	.040	50,000,000.00	49,994,166.67	0.00	-49,994,166.67



Ratification Report

From Date: 8/1/2021 To Date: 8/31/2021

Date Basis: Settlement

Run: 09/02/2021 08:34:06 AM

By: Simon Gollomp

State of Ohio - Prod

Inv. No.	Description	CUSIP	Fund	Maturity	Settle	TXN Type	Coupon	Yield	Par Value	Book Value	Purchase Interest	Settlement
251551	B 10-05-21	912796M22	1000	10/05/21	08/10/21	PURC	.000	.045	50,000,000.00	49,996,500.00	0.00	-49,996,500.00
251552	B 10-05-21	912796M22	1000	10/05/21	08/10/21	PURC	.000	.045	50,000,000.00	49,996,500.00	0.00	-49,996,500.00
251553	B 10-07-21	9127964V8	1000	10/07/21	08/10/21	PURC	.000	.045	50,000,000.00	49,996,375.00	0.00	-49,996,375.00
251554	B 10-07-21	9127964V8	1000	10/07/21	08/10/21	PURC	.000	.045	50,000,000.00	49,996,375.00	0.00	-49,996,375.00
251581	B 11-12-21	912796H51	1000	11/12/21	08/12/21	PURC	.000	.050	50,000,000.00	49,993,611.11	0.00	-49,993,611.11
251582	B 11-12-21	912796H51	1000	11/12/21	08/12/21	PURC	.000	.050	50,000,000.00	49,993,611.11	0.00	-49,993,611.11
251583	B 0 09-07-21	912796L23	1000	09/07/21	08/12/21	PURC	.000	.040	25,000,000.00	24,999,277.78	0.00	-24,999,277.78
251606	B 0 10-21-21	912796G60	1000	10/21/21	08/12/21	PURC	.000	.046	50,000,000.00	49,995,527.78	0.00	-49,995,527.78
251607	CMB 0 11-09-21	912796N54	1000	11/09/21	08/13/21	PURC	.000	.045	50,000,000.00	49,994,500.00	0.00	-49,994,500.00
251608	CMB 0 11-09-21	912796N54	1000	11/09/21	08/13/21	PURC	.000	.045	50,000,000.00	49,994,500.00	0.00	-49,994,500.00
251609	WIB 10-12-21	912796M30	1000	10/12/21	08/17/21	PURC	.000	.045	50,000,000.00	49,996,500.00	0.00	-49,996,500.00
251610	CMB 0 11-02-21	912796M63	1000	11/02/21	08/17/21	PURC	.000	.050	50,000,000.00	49,994,652.78	0.00	-49,994,652.78
251611	CMB 0 11-02-21	912796M63	1000	11/02/21	08/17/21	PURC	.000	.050	50,000,000.00	49,994,652.78	0.00	-49,994,652.78
251616	B 10-12-21	912796M30	1000	10/12/21	08/17/21	PURC	.000	.050	50,000,000.00	49,996,111.11	0.00	-49,996,111.11
251730	CMB 0 10-15-21	912796ZB8	1000	10/15/21	08/23/21	PURC	.000	.045	50,000,000.00	49,996,687.50	0.00	-49,996,687.50
251731	CMB 0 10-15-21	912796ZB8	1000	10/15/21	08/23/21	PURC	.000	.045	50,000,000.00	49,996,687.50	0.00	-49,996,687.50
251732	B 10-19-21	912796M48	1000	10/19/21	08/24/21	PURC	.000	.045	50,000,000.00	49,996,500.00	0.00	-49,996,500.00
251733	B 10-19-21	912796M48	1000	10/19/21	08/24/21	PURC	.000	.045	50,000,000.00	49,996,500.00	0.00	-49,996,500.00
251761	B 11-26-21	912796H77	1000	11/26/21	08/25/21	PURC	.000	.040	50,000,000.00	49,994,833.33	0.00	-49,994,833.33
251762	B 11-26-21	912796H77	1000	11/26/21	08/25/21	PURC	.000	.040	50,000,000.00	49,994,833.34	0.00	-49,994,833.34
251763	CMB 0 11-01-21	912796ZC6	1000	11/01/21	08/26/21	PURC	.000	.050	50,000,000.00	49,995,347.00	0.00	-49,995,347.00
251765	CMB 0 11-01-21	912796ZC6	1000	11/01/21	08/26/21	PURC	.000	.050	50,000,000.00	49,995,347.00	0.00	-49,995,347.00
251788	B 0 11-04-21	9127964W6	1000	11/04/21	08/25/21	PURC	.000	.048	50,000,000.00	49,995,266.66	0.00	-49,995,266.66
251789	B 0 11-04-21	9127964W6	1000	11/04/21	08/25/21	PURC	.000	.048	50,000,000.00	49,995,266.67	0.00	-49,995,266.67
251790	CMB 0 11-01-21	912796ZC6	1000	11/01/21	08/26/21	PURC	.000	.055	50,000,000.00	49,994,881.94	0.00	-49,994,881.94
251791	CMB 0 11-01-21	912796ZC6	1000	11/01/21	08/26/21	PURC	.000	.055	50,000,000.00	49,994,881.95	0.00	-49,994,881.95
251843	B 0 10-26-21	912796M55	1000	10/26/21	08/31/21	PURC	.000	.058	50,000,000.00	49,995,527.77	0.00	-49,995,527.77
251844	B 0 10-26-21	912796M55	1000	10/26/21	08/31/21	PURC	.000	.058	50,000,000.00	49,995,527.78	0.00	-49,995,527.78
251845	B 0 10-26-21	912796M55	1000	10/26/21	08/31/21	PURC	.000	.058	50,000,000.00	49,995,527.78	0.00	-49,995,527.78
251846	B 0 10-26-21	912796M55	1000	10/26/21	08/31/21	PURC	.000	.058	50,000,000.00	49,995,527.78	0.00	-49,995,527.78
251851	CMB 0 11-01-21	912796ZC6	1000	11/01/21	08/31/21	PURC	.000	.060	50,000,000.00	49,994,833.33	0.00	-49,994,833.33
251852	CMB 0 11-01-21	912796ZC6	1000	11/01/21	08/31/21	PURC	.000	.060	50,000,000.00	49,994,833.34	0.00	-49,994,833.34
PURC							.000	.047	2,225,000,000.00	2,224,784,067.62	0.00	-2,224,784,067.62
Inv Type: 6000 GOVT-US-ACT/360-ZERO-Z							.000	.047	2,225,000,000.00	2,224,784,067.62	0.00	-2,224,784,067.62
Subtotal							.002	.070	7,555,892,793.52	7,554,615,895.07	0.00	-7,554,615,895.07



Ratification Report

From Date: 8/1/2021 To Date: 8/31/2021

Date Basis: Settlement

Run: 09/02/2021 08:34:06 AM

By: Simon Gollomp

State of Ohio - Prod

Inv. No.	Description	CUSIP	Fund	Maturity	Settle	TXN Type	Coupon	Yield	Par Value	Book Value	Purchase Interest	Settlement
Fund: 1010 REG INVESTMENT ACCT-CORE												
251571	FFCB 0.71 08-10-26	3133EM2C5	1010	08/10/26	08/11/21	PURC	.710	.840	11,750,000.00	11,675,387.50	231.74	-11,675,619.24
PURC							.710	.840	11,750,000.00	11,675,387.50	231.74	-11,675,619.24
Inv Type: 5270 FFCB-GOVT-US-30/360-FXD-S							.710	.840	11,750,000.00	11,675,387.50	231.74	-11,675,619.24
251334	FHLB 0 3-4 08-12-26	3130ANGG9	1010	08/12/26	08/12/21	PURC	.750	.811	10,000,000.00	9,970,000.00	0.00	-9,970,000.00
251529	FHLB 0.45 08-26-24	3130ANK58	1010	08/26/24	08/26/21	PURC	.450	.463	10,000,000.00	9,996,000.00	0.00	-9,996,000.00
251545	FHLB 0.9 08-26-26 0	3130ANNC0	1010	08/26/26	08/26/21	PURC	.900	.902	20,000,000.00	19,998,000.00	0.00	-19,998,000.00
251587	FHLB 0.95 08-25-26	3130ANMV9	1010	08/25/26	08/25/21	PURC	.950	.967	11,500,000.00	11,490,225.00	0.00	-11,490,225.00
251589	FHLB 0.99 08-25-26	3130ANPU8	1010	08/25/26	08/25/21	PURC	.990	.992	10,000,000.00	9,999,000.00	0.00	-9,999,000.00
251590	FHLB 1 08-26-26 000	3130ANNB2	1010	08/26/26	08/26/21	PURC	1.000	1.003	25,000,000.00	24,996,250.00	0.00	-24,996,250.00
251718	FHLB 0.55 01-28-25	3130ANAV2	1010	01/28/25	08/20/21	PURC	.550	.550	6,865,000.00	6,865,000.00	2,307.40	-6,867,307.40
251837	FHLB 0.98 08-26-26	3130ANRF9	1010	08/26/26	08/30/21	PURC	.980	.995	6,000,000.00	5,995,500.00	653.33	-5,996,153.33
PURC							.860	.872	99,365,000.00	99,309,975.00	2,960.73	-99,312,935.73
Inv Type: 5320 FHLB-GOVT-US-30/360-FXD-S							.860	.872	99,365,000.00	99,309,975.00	2,960.73	-99,312,935.73
Subtotal							.844	.869	111,115,000.00	110,985,362.50	3,192.47	-110,988,554.97
Fund: 1020 REG INVESTMENT ACCT-LT TSY												
207633	KEYBANK - INVESTMEN	MMNOW0170	1020	09/01/21	08/02/21	PURC	.010	.010	22,523,672.00	22,523,672.00	0.00	-22,523,672.00
207633	KEYBANK - INVESTMEN	MMNOW0170	1020	09/01/21	08/04/21	PURC	.010	.010	47,500.00	47,500.00	0.00	-47,500.00
207633	KEYBANK - INVESTMEN	MMNOW0170	1020	09/01/21	08/05/21	PURC	.010	.010	122,765.63	122,765.63	0.00	-122,765.63
207633	KEYBANK - INVESTMEN	MMNOW0170	1020	09/01/21	08/06/21	PURC	.010	.010	259,050.00	259,050.00	0.00	-259,050.00
207633	KEYBANK - INVESTMEN	MMNOW0170	1020	09/01/21	08/11/21	PURC	.010	.010	88,518,751.51	88,518,751.51	0.00	-88,518,751.51
207633	KEYBANK - INVESTMEN	MMNOW0170	1020	09/01/21	08/16/21	PURC	.010	.010	3,543,447.34	3,543,447.34	0.00	-3,543,447.34
207633	KEYBANK - INVESTMEN	MMNOW0170	1020	09/01/21	08/17/21	PURC	.010	.010	216,828.13	216,828.13	0.00	-216,828.13
207633	KEYBANK - INVESTMEN	MMNOW0170	1020	09/01/21	08/18/21	PURC	.010	.010	63,750.00	63,750.00	0.00	-63,750.00
207633	KEYBANK - INVESTMEN	MMNOW0170	1020	09/01/21	08/19/21	PURC	.010	.010	90,000.00	90,000.00	0.00	-90,000.00
207633	KEYBANK - INVESTMEN	MMNOW0170	1020	09/01/21	08/23/21	PURC	.010	.010	91,347.18	91,347.18	0.00	-91,347.18
207633	KEYBANK - INVESTMEN	MMNOW0170	1020	09/01/21	08/24/21	PURC	.010	.010	15,200,375.00	15,200,375.00	0.00	-15,200,375.00



Ratification Report

From Date: 8/1/2021 To Date: 8/31/2021

Date Basis: Settlement

Run: 09/02/2021 08:34:06 AM

By: Simon Gollomp

State of Ohio - Prod

Inv. No.	Description	CUSIP	Fund	Maturity	Settle	TXN Type	Coupon	Yield	Par Value	Book Value	Purchase Interest	Settlement
207633	KEYBANK - INVESTMEN	MMNOW0170	1020	09/01/21	08/27/21	PURC	.010	.010	60,125.00	60,125.00	0.00	-60,125.00
207633	KEYBANK - INVESTMEN	MMNOW0170	1020	09/01/21	08/31/21	PURC	.010	.010	32,079,268.74	32,079,268.74	0.00	-32,079,268.74
PURC							.010	.010	162,816,880.53	162,816,880.53	0.00	-162,816,880.53
Inv Type: 5644 MONEY MARKET NOW ACCT							.010	.010	162,816,880.53	162,816,880.53	0.00	-162,816,880.53
251531	T 0 5-8 07-31-26	91282CCP4	1020	07/31/26	08/09/21	PURC	.625	.763	15,000,000.00	14,899,218.75	2,292.80	-14,901,511.55
251546	T 0 5-8 07-31-26	91282CCP4	1020	07/31/26	08/10/21	PURC	.625	.789	15,000,000.00	14,880,468.75	2,547.55	-14,883,016.30
251813	T 0 3-4 08-31-26	91282CCW9	1020	08/31/26	08/31/21	PURC	.750	.835	25,000,000.00	24,896,484.38	0.00	-24,896,484.38
251814	T 0 5-8 07-31-26	91282CCP4	1020	07/31/26	08/26/21	PURC	.625	.824	25,000,000.00	24,759,765.63	11,039.40	-24,770,805.03
251828	T 0 3-4 08-31-26	91282CCW9	1020	08/31/26	08/31/21	PURC	.750	.851	15,000,000.00	14,926,171.88	0.00	-14,926,171.88
PURC							.678	.816	95,000,000.00	94,362,109.39	15,879.75	-94,377,989.14
Inv Type: 6020 GOVT-US-ACT/ACT-FXD-S							.678	.816	95,000,000.00	94,362,109.39	15,879.75	-94,377,989.14
Subtotal							.256	.307	257,816,880.53	257,178,989.92	15,879.75	-257,194,869.67
Fund: 1030 REG INVESTMENT ACCT-LT CORP												
251530	PG 0.55 10-29-25	742718FL8	1030	10/29/25	08/10/21	PURC	.550	.770	5,000,000.00	4,954,411.75	7,715.28	-4,962,127.03
251572	MRK 0 3-4 02-24-26	58933YAY1	1030	02/24/26	08/12/21	PURC	.750	.873	5,500,000.00	5,469,970.00	19,250.00	-5,489,220.00
251573	XOM 2.709 03-06-25	30231GAF9	1030	03/06/25	08/12/21	PURC	2.709	.862	10,000,000.00	10,602,800.00	117,390.00	-10,720,190.00
251592	MSFT 2.4 08-08-26	594918BR4	1030	08/08/26	08/13/21	PURC	2.400	1.002	16,510,000.00	17,575,390.30	5,503.33	-17,580,893.63
251593	PG 0.55 10-29-25	742718FL8	1030	10/29/25	08/13/21	PURC	.550	.815	5,000,000.00	4,945,300.00	7,944.44	-4,953,244.44
251827	PG 1 04-23-26	742718FP9	1030	04/23/26	08/30/21	PURC	1.000	.913	6,000,000.00	6,023,700.00	21,166.67	-6,044,866.67
251838	AAPL 1 1-8 05-11-25	037833DT4	1030	05/11/25	08/31/21	PURC	1.125	.770	10,000,000.00	10,126,200.00	34,375.00	-10,160,575.00
PURC							1.613	.880	58,010,000.00	59,697,772.05	213,344.72	-59,911,116.77
Inv Type: 5121 CORP-US-30/360-FXD-S							1.613	.880	58,010,000.00	59,697,772.05	213,344.72	-59,911,116.77
Subtotal							1.613	.880	58,010,000.00	59,697,772.05	213,344.72	-59,911,116.77
Fund: 1060 REG INVESTMENT ACCT - CRF												
250546	STAR OHIO 76656	76656	1060	09/01/21	08/03/21	PURC	.075	.075	49,823,982.65	49,823,982.65	0.00	-49,823,982.65
PURC							.075	.075	49,823,982.65	49,823,982.65	0.00	-49,823,982.65
Inv Type: 5791 STAR OHIO - CASH ACCT							.075	.075	49,823,982.65	49,823,982.65	0.00	-49,823,982.65
Subtotal							.075	.075	49,823,982.65	49,823,982.65	0.00	-49,823,982.65
Fund: 2000 OH LOTTERY COMM-STRUCTURED												
146173	STAR OHIO 27044	27044	2000	09/01/21	08/26/21	PURC	.076	.076	1,664,714.00	1,664,714.00	0.00	-1,664,714.00
PURC							.076	.076	1,664,714.00	1,664,714.00	0.00	-1,664,714.00
Inv Type: 5791 STAR OHIO - CASH ACCT							.076	.076	1,664,714.00	1,664,714.00	0.00	-1,664,714.00



Ratification Report

From Date: 8/1/2021 To Date: 8/31/2021

Date Basis: Settlement

Run: 09/02/2021 08:34:06 AM

By: Simon Gollomp

State of Ohio - Prod

Inv. No.	Description	CUSIP	Fund	Maturity	Settle	TXN Type	Coupon	Yield	Par Value	Book Value	Purchase Interest	Settlement
251383	S 0 05-15-22	912833LH1	2000	05/15/22	08/02/21	PURC	.000	.010	100,000.00	99,992.00	0.00	-99,992.00
251384	S 0 05-15-23	912833LN8	2000	05/15/23	08/02/21	PURC	.000	.115	100,000.00	99,795.00	0.00	-99,795.00
251385	S 0 05-15-24	912833LR9	2000	05/15/24	08/02/21	PURC	.000	.320	100,000.00	99,113.00	0.00	-99,113.00
251386	S 0 05-15-25	912833LV0	2000	05/15/25	08/02/21	PURC	.000	.545	100,000.00	97,961.00	0.00	-97,961.00
251387	S 0 05-15-26	912833LZ1	2000	05/15/26	08/02/21	PURC	.000	.740	100,000.00	96,527.00	0.00	-96,527.00
251388	S 0 05-15-27	912833PD6	2000	05/15/27	08/02/21	PURC	.000	.910	100,000.00	94,883.00	0.00	-94,883.00
251389	S 0 05-15-28	912833WQ9	2000	05/15/28	08/02/21	PURC	.000	1.060	100,000.00	93,078.00	0.00	-93,078.00
251390	S 0 05-15-29	912833XS4	2000	05/15/29	08/02/21	PURC	.000	1.210	100,000.00	91,036.00	0.00	-91,036.00
251391	S 0 05-15-30	912833XU9	2000	05/15/30	08/02/21	PURC	.000	1.320	100,000.00	89,084.00	0.00	-89,084.00
251392	S 0 05-15-31	9128337P9	2000	05/15/31	08/02/21	PURC	.000	1.420	100,000.00	87,070.00	0.00	-87,070.00
251393	S 0 05-15-32	9128337R5	2000	05/15/32	08/02/21	PURC	.000	1.495	100,000.00	85,160.00	0.00	-85,160.00
251394	S 0 05-15-33	9128337T1	2000	05/15/33	08/02/21	PURC	.000	1.565	100,000.00	83,217.00	0.00	-83,217.00
251395	S 0 05-15-34	9128337V6	2000	05/15/34	08/02/21	PURC	.000	1.625	100,000.00	81,308.00	0.00	-81,308.00
251396	S 0 05-15-35	912833X88	2000	05/15/35	08/02/21	PURC	.000	1.670	100,000.00	79,512.00	0.00	-79,512.00
251397	S 0 05-15-36	912833Y20	2000	05/15/36	08/02/21	PURC	.000	1.725	100,000.00	77,573.00	0.00	-77,573.00
251398	S 0 05-15-37	912833Y46	2000	05/15/37	08/02/21	PURC	.000	1.765	100,000.00	75,776.00	0.00	-75,776.00
251399	S 0 05-15-38	912834AE8	2000	05/15/38	08/02/21	PURC	.000	1.810	100,000.00	73,901.00	0.00	-73,901.00
251400	S 0 05-15-39	912834DV7	2000	05/15/39	08/02/21	PURC	.000	1.870	100,000.00	71,818.00	0.00	-71,818.00
251401	S 0 05-15-40	912834HV3	2000	05/15/40	08/02/21	PURC	.000	1.930	100,000.00	69,711.00	0.00	-69,711.00
251645	S 0 08-15-22	912833LJ7	2000	08/15/22	08/19/21	PURC	.000	.015	40,000.00	39,994.00	0.00	-39,994.00
251646	S 0 08-15-23	912833LM0	2000	08/15/23	08/19/21	PURC	.000	.170	40,000.00	39,865.20	0.00	-39,865.20
251647	S 0 08-15-24	912833LS7	2000	08/15/24	08/19/21	PURC	.000	.405	40,000.00	39,519.20	0.00	-39,519.20
251648	S 0 08-15-25	912833LW8	2000	08/15/25	08/19/21	PURC	.000	.610	40,000.00	39,040.00	0.00	-39,040.00
251649	S 0 08-15-26	912833PA2	2000	08/15/26	08/19/21	PURC	.000	.810	40,000.00	38,418.80	0.00	-38,418.80
251650	S 0 08-15-27	912833PE4	2000	08/15/27	08/19/21	PURC	.000	.950	40,000.00	37,792.80	0.00	-37,792.80
251651	S 0 08-15-28	912833RZ5	2000	08/15/28	08/19/21	PURC	.000	1.070	40,000.00	37,125.20	0.00	-37,125.20
251652	S 0 08-15-29	912833XP0	2000	08/15/29	08/19/21	PURC	.000	1.220	40,000.00	36,296.00	0.00	-36,296.00
251653	S 0 08-15-30	912833XY1	2000	08/15/30	08/19/21	PURC	.000	1.315	40,000.00	35,554.40	0.00	-35,554.40
251654	S 0 08-15-31	9128334S6	2000	08/15/31	08/19/21	PURC	.000	1.395	40,000.00	34,814.00	0.00	-34,814.00
251655	S 0 08-15-32	9128334U1	2000	08/15/32	08/19/21	PURC	.000	1.465	40,000.00	34,072.00	0.00	-34,072.00
251656	S 0 08-15-33	9128334W7	2000	08/15/33	08/19/21	PURC	.000	1.540	40,000.00	33,280.00	0.00	-33,280.00
251657	S 0 08-15-34	9128334Y3	2000	08/15/34	08/19/21	PURC	.000	1.595	40,000.00	32,541.60	0.00	-32,541.60
251658	S 0 08-15-35	9128335A4	2000	08/15/35	08/19/21	PURC	.000	1.648	40,000.00	31,794.00	0.00	-31,794.00
251659	S 0 08-15-36	9128337E4	2000	08/15/36	08/19/21	PURC	.000	1.695	40,000.00	31,058.80	0.00	-31,058.80
251660	S 0 08-15-37	912833Z52	2000	08/15/37	08/19/21	PURC	.000	1.732	40,000.00	30,360.40	0.00	-30,360.40
251661	S 0 08-15-38	912834AT5	2000	08/15/38	08/19/21	PURC	.000	1.785	40,000.00	29,576.00	0.00	-29,576.00
251662	S 0 08-15-39	912834EP9	2000	08/15/39	08/19/21	PURC	.000	1.840	40,000.00	28,771.60	0.00	-28,771.60



Ratification Report

From Date: 8/1/2021 To Date: 8/31/2021

Date Basis: Settlement

Run: 09/02/2021 08:34:06 AM

By: Simon Gollomp

State of Ohio - Prod

Inv. No.	Description	CUSIP	Fund	Maturity	Settle	TXN Type	Coupon	Yield	Par Value	Book Value	Purchase Interest	Settlement
251663	S 0 08-15-40	912834JB5	2000	08/15/40	08/19/21	PURC	.000	1.920	40,000.00	27,827.60	0.00	-27,827.60
251664	S 0 08-15-41	912834KP2	2000	08/15/41	08/19/21	PURC	.000	1.975	40,000.00	27,005.20	0.00	-27,005.20
251665	S 0 08-15-42	912834LR7	2000	08/15/42	08/19/21	PURC	.000	2.010	40,000.00	26,287.60	0.00	-26,287.60
251666	S 0 08-15-43	912834MT2	2000	08/15/43	08/19/21	PURC	.000	2.020	40,000.00	25,711.20	0.00	-25,711.20
251667	S 0 08-15-44	912834NV6	2000	08/15/44	08/19/21	PURC	.000	2.015	40,000.00	25,228.40	0.00	-25,228.40
251668	S 0 08-15-45	912834PM4	2000	08/15/45	08/19/21	PURC	.000	2.010	40,000.00	24,756.80	0.00	-24,756.80
PURC							.000	1.272	2,860,000.00	2,433,205.80	0.00	-2,433,205.80
Inv Type: 6030 GOVT-US-ACT/ACT-ZERO-Z							.000	1.272	2,860,000.00	2,433,205.80	0.00	-2,433,205.80
Subtotal							.028	.832	4,524,714.00	4,097,919.80	0.00	-4,097,919.80
Fund: 3000 BID OHIO												
251481	BID OHIO 6 MONTH	LD22B0027	3000	02/02/22	08/04/21	PURC	.040	.040	10,000,000.00	10,000,000.00	0.00	-10,000,000.00
251700	BID OHIO 3 MONTH	LD22B0035	3000	11/17/21	08/18/21	PURC	.040	.040	10,000,000.00	10,000,000.00	0.00	-10,000,000.00
251701	BID OHIO 3 MONTH	LD22B0043	3000	11/17/21	08/18/21	PURC	.040	.040	2,000,000.00	2,000,000.00	0.00	-2,000,000.00
PURC							.040	.040	22,000,000.00	22,000,000.00	0.00	-22,000,000.00
Inv Type: 6103 SPRJ-BIDOHIO							.040	.040	22,000,000.00	22,000,000.00	0.00	-22,000,000.00
Subtotal							.040	.040	22,000,000.00	22,000,000.00	0.00	-22,000,000.00
Fund: 3040 RE-ENERGIZE OHIO												
251564	Buckeye Biogas LLC	RE2200054	3040	08/10/23	08/10/21	PURC	.001	.001	550,000.00	550,000.00	0.00	-550,000.00
251565	Collinwood BioEnerg	RE2200062	3040	08/10/23	08/10/21	PURC	.001	.001	550,000.00	550,000.00	0.00	-550,000.00
251566	Three Creek BioEner	RE2200047	3040	08/10/23	08/10/21	PURC	.001	.001	550,000.00	550,000.00	0.00	-550,000.00
251567	Zanesville Energy L	RE2200070	3040	08/10/23	08/10/21	PURC	.001	.001	550,000.00	550,000.00	0.00	-550,000.00
251568	quasar energy group	RE2200088	3040	08/10/23	08/10/21	PURC	.001	.001	990,000.00	990,000.00	0.00	-990,000.00
251569	Quasar Properties L	RE2200096	3040	08/10/23	08/10/21	PURC	.001	.001	990,000.00	990,000.00	0.00	-990,000.00
251570	Independence Servic	RE2200104	3040	08/10/23	08/10/21	PURC	.001	.001	550,000.00	550,000.00	0.00	-550,000.00
PURC							.001	.001	4,730,000.00	4,730,000.00	0.00	-4,730,000.00
Inv Type: 6121 SPRJ-RE-ENERGIZE INT @ MATURIT							.001	.001	4,730,000.00	4,730,000.00	0.00	-4,730,000.00
Subtotal							.001	.001	4,730,000.00	4,730,000.00	0.00	-4,730,000.00
Fund: 3050 GROW NOW												
251714	Ziehler Landscaping	GN2200064	3050	08/18/23	08/19/21	PURC	.001	.001	15,979.84	15,979.84	0.00	-15,979.84
251715	Delta Logistics Inc	GN2200072	3050	08/18/23	08/19/21	PURC	.001	.001	164,000.00	164,000.00	0.00	-164,000.00
PURC							.001	.001	179,979.84	179,979.84	0.00	-179,979.84
Inv Type: 6116 SPRJ-GROWNOW INT @ MATURITY							.001	.001	179,979.84	179,979.84	0.00	-179,979.84
Subtotal							.001	.001	179,979.84	179,979.84	0.00	-179,979.84
Grand Total		Count 254					.034	.094	8,064,093,350.54	8,063,309,901.83	232,416.94	-8,063,542,318.77